



US00D850791S

(12) **United States Design Patent** (10) **Patent No.:** **US D850,791 S**
Feldman (45) **Date of Patent:** **** Jun. 11, 2019**

(54) **SOFT SIDED CONTAINER FOR SOFT GOODS**

(71) Applicant: **GHCL Limited**, Uttar Pradesh (IN)

(72) Inventor: **Nancy Feldman**, Woodbury, NY (US)

(73) Assignee: **GHCL Limited**, Uttar Pradesh (IN)

(**) Term: **15 Years**

(21) Appl. No.: **29/557,733**

(22) Filed: **Mar. 11, 2016**

(51) **LOC (11) Cl.** **03-01**

(52) **U.S. Cl.**
USPC **D3/301; D3/289**

(58) **Field of Classification Search**
USPC D3/201, 205, 242, 273, 274, 275, 276,
D3/279, 281, 282, 283, 284, 289, 292,
D3/294, 295, 296, 297, 299, 301, 302,
D3/901, 903, 905; D9/414, 432, 702,
D9/705, 711; D6/606

CPC A45C 3/00; A45C 3/001; A45C 2200/10;
B65D 33/04; B65D 77/00

See application file for complete search history.

(56) **References Cited**

U.S. PATENT DOCUMENTS

D380,899 S *	7/1997	Hockaday	D3/276
D437,483 S *	2/2001	Bisbal	D3/276
D476,481 S *	7/2003	Gilbert	D3/276
6,773,062 B2 *	8/2004	Illulian	A45C 3/001 206/348
D499,019 S *	11/2004	Sagmeister	D9/418
D596,856 S *	7/2009	Udwin	D3/289
D599,550 S *	9/2009	Turvey	D3/289
D626,833 S *	11/2010	Zutler	D9/432

D692,661 S *	11/2013	Gupton, Jr.	D3/279
D745,388 S *	12/2015	Taylor	D9/418
D756,647 S *	5/2016	Leblanc	D3/289
D756,648 S *	5/2016	Leblanc	D3/289
D763,576 S *	8/2016	Leblanc	D3/289
D777,429 S *	1/2017	Mangano	D3/275
D803,564 S *	11/2017	Schapiro	D3/289
D820,595 S *	6/2018	Currier	D3/293
2001/0045367 A1 *	11/2001	Bisbal	A45C 3/00 206/223
2008/0302680 A1 *	12/2008	Lord	A45C 3/00 206/232

* cited by examiner

Primary Examiner — Holly E Thurman

(74) *Attorney, Agent, or Firm* — Buchanan Ingersoll & Rooney PC

(57) **CLAIM**

The ornamental design for a soft sided container for soft goods, as shown and described.

DESCRIPTION

FIG. 1 is a perspective view of my soft sided container for soft goods;

FIG. 2 is a top view thereof;

FIG. 3 is a bottom view thereof;

FIG. 4 is a front view thereof;

FIG. 5 is a rear view thereof;

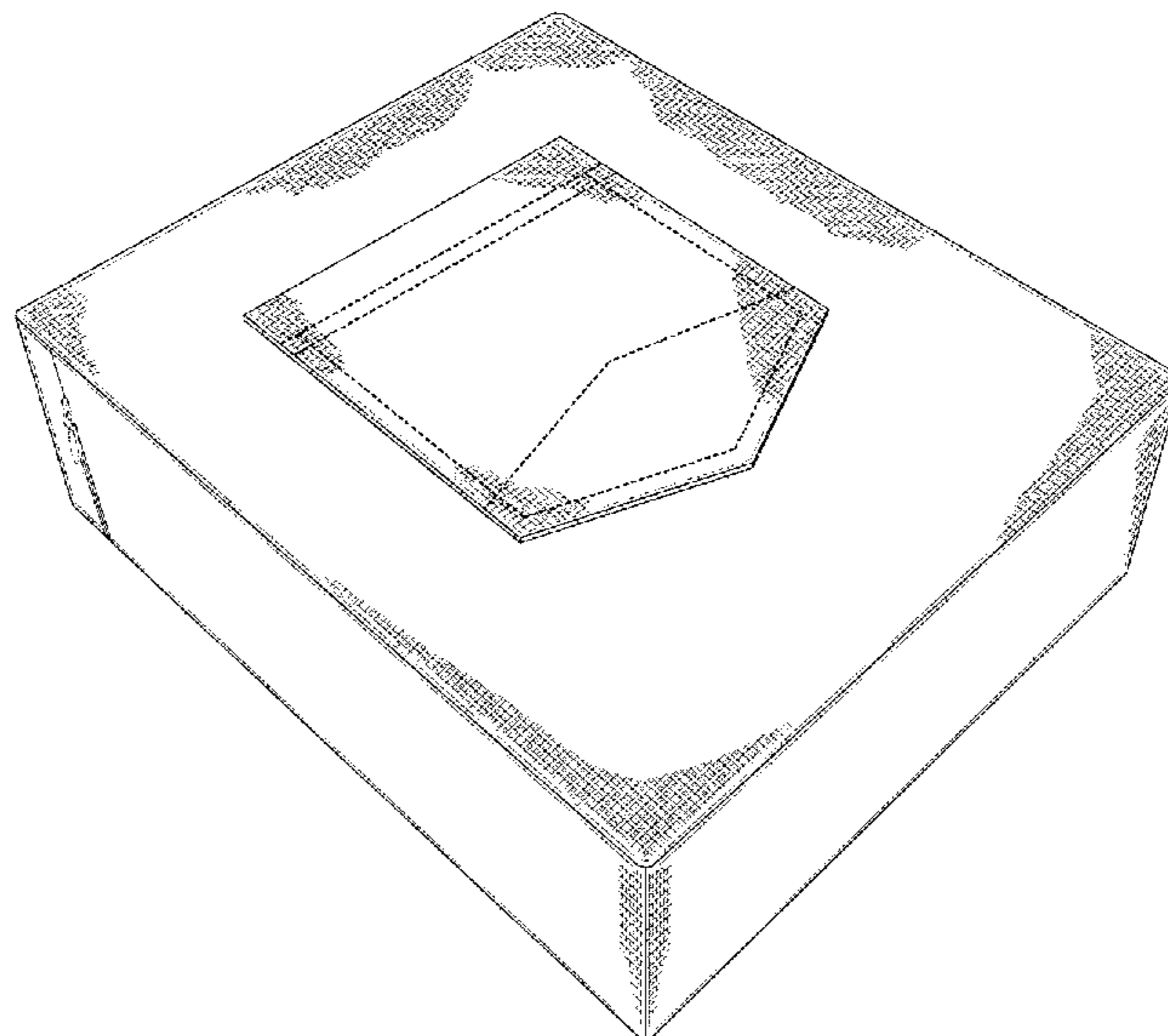
FIG. 6 is a right side view thereof; and,

FIG. 7 is a left side view thereof.

The dash-dash lines in FIGS. 1 and 4 represent stitching and form part of the claimed design.

The zipper tab and connector shown in dash-dot-dash lines in FIGS. 1, 2, 3, 4, 5, and 6, form no part of the claimed design.

1 Claim, 5 Drawing Sheets



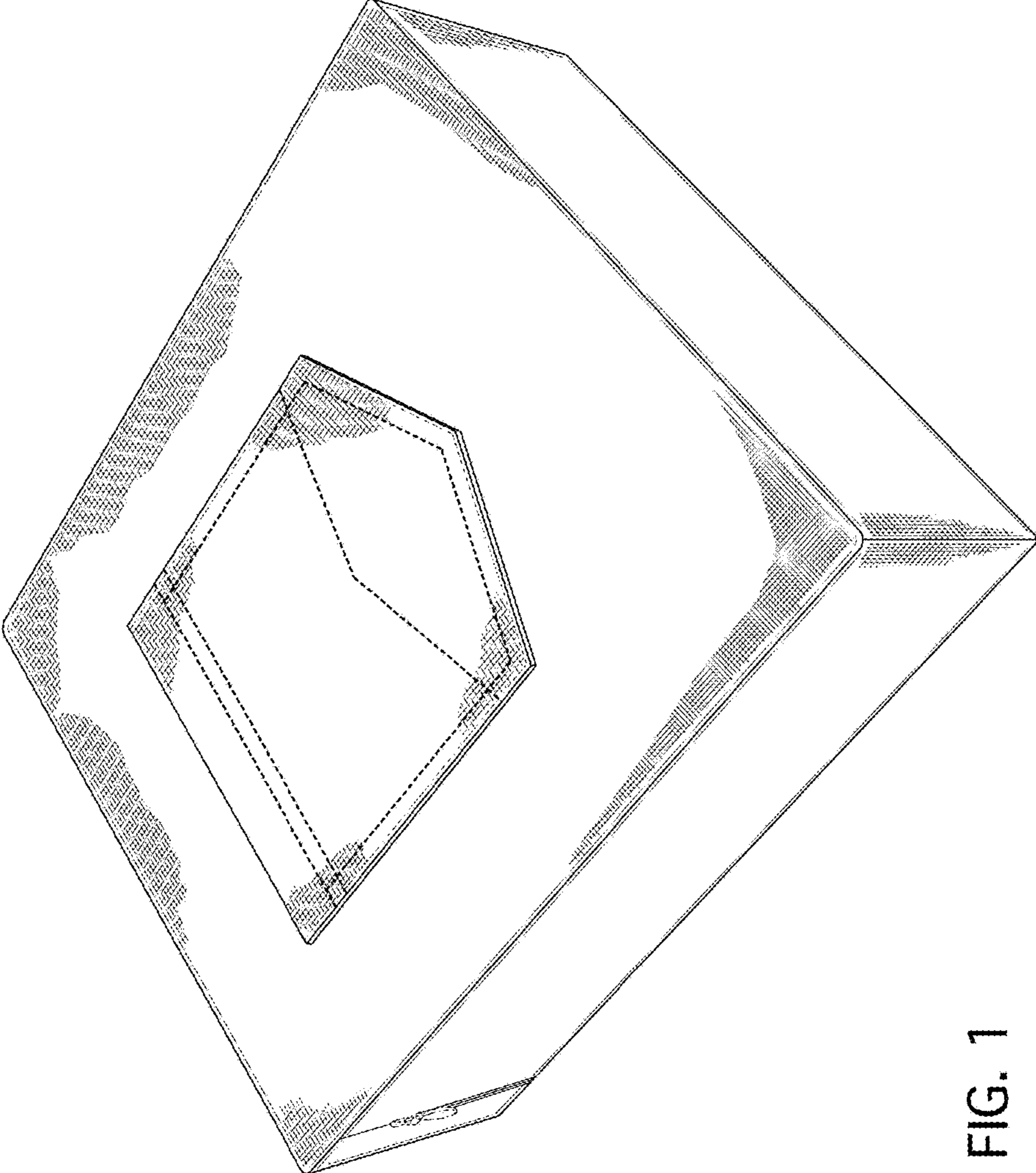


FIG. 1




FIG. 2




FIG. 3

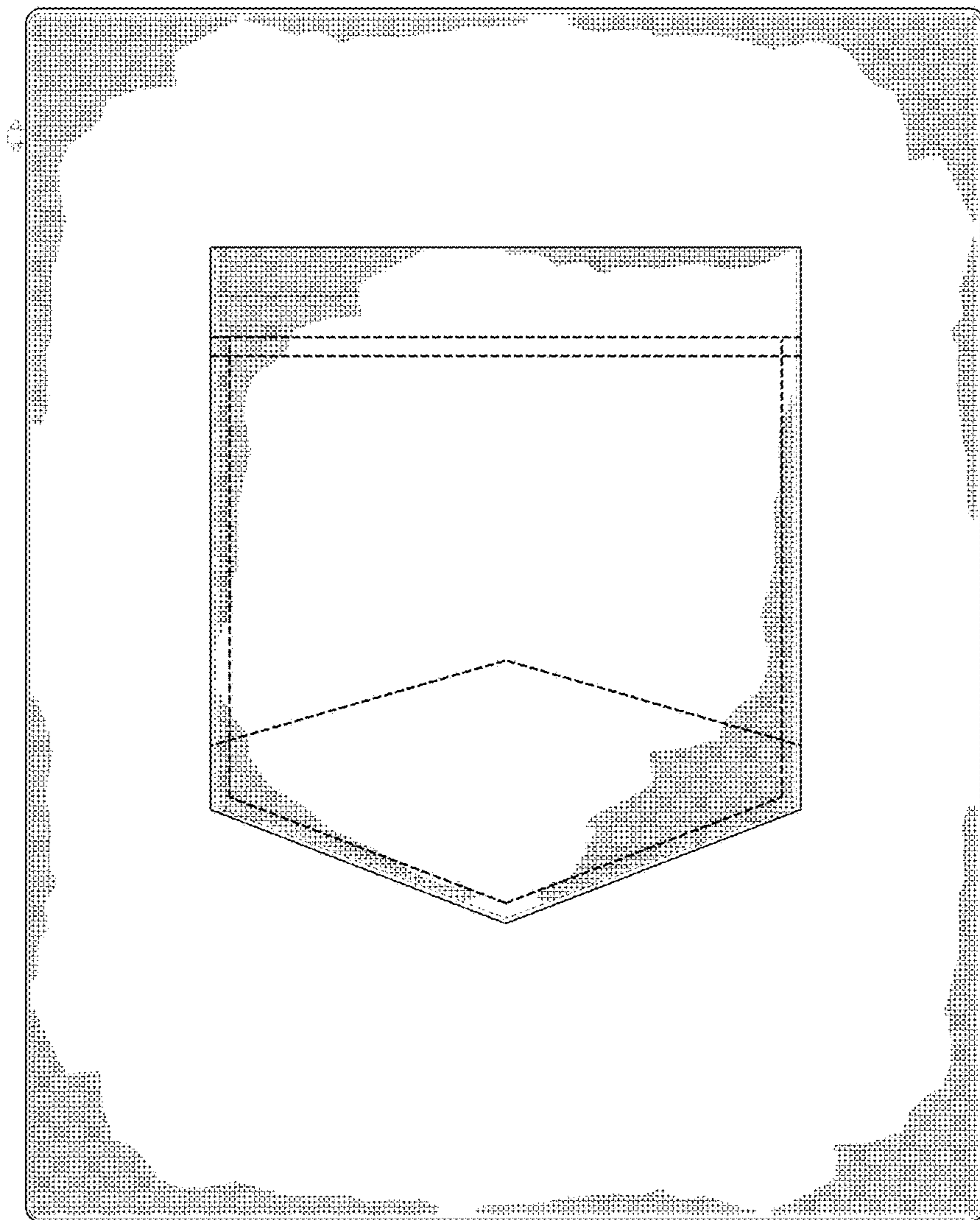


FIG. 4




FIG. 5




FIG. 6




FIG. 7