



US00D850789S

(12) **United States Design Patent**  
**Corriero**

(10) **Patent No.:** **US D850,789 S**

(45) **Date of Patent:** **\*\* Jun. 11, 2019**

- (54) **COVER FOR A FIREARM**
- (71) Applicant: **Barrel Mitt, LLC**, Aiken, SC (US)
- (72) Inventor: **Anthony Andrew Corriero**, Aiken, SC (US)
- (\*\*) Term: **15 Years**
- (21) Appl. No.: **29/631,216**
- (22) Filed: **Dec. 28, 2017**
- (51) **LOC (11) Cl.** ..... **03-01**
- (52) **U.S. Cl.**  
USPC ..... **D3/262; D3/222**
- (58) **Field of Classification Search**  
USPC ..... D3/201, 221, 222, 227, 254, 260–262,  
D3/269, 300, 303, 321, 328  
CPC ..... F41C 33/00; F41C 33/001; F41C 33/002;  
F41C 33/003; F41C 33/007; F41C 33/02;  
F41C 33/06; F41C 23/02; F41A  
35/00–35/06  
See application file for complete search history.

- 4,257,464 A \* 3/1981 Binney ..... F41C 33/06  
150/154
- 4,530,178 A \* 7/1985 Rauscher ..... F41C 33/06  
43/26
- 4,817,322 A 4/1989 Dietz et al.
- 5,009,346 A \* 4/1991 Butler ..... A45C 11/00  
206/229
- D321,088 S \* 10/1991 Waters, Jr. .... D3/11
- D376,474 S \* 12/1996 Marks ..... D3/262
- D380,085 S \* 6/1997 Ramsey ..... D3/11
- 5,778,590 A 7/1998 Browning et al.
- D562,549 S \* 2/2008 Bodnar ..... D3/222
- 7,757,421 B1 7/2010 Tompkins et al.
- D636,180 S \* 4/2011 Sayre ..... D3/262
- D640,768 S \* 6/2011 Boggan ..... D22/108
- D652,469 S \* 1/2012 Sayre ..... D22/108
- D700,264 S \* 2/2014 Smith ..... D22/108

(Continued)

*Primary Examiner* — Mitchell I. Siegel  
(74) *Attorney, Agent, or Firm* — B. Craig Killough;  
Barnwell Whaley Patterson & Helms, LLC

(57) **CLAIM**

The ornamental design for a cover for a firearm, substantially as shown and described.

**DESCRIPTION**

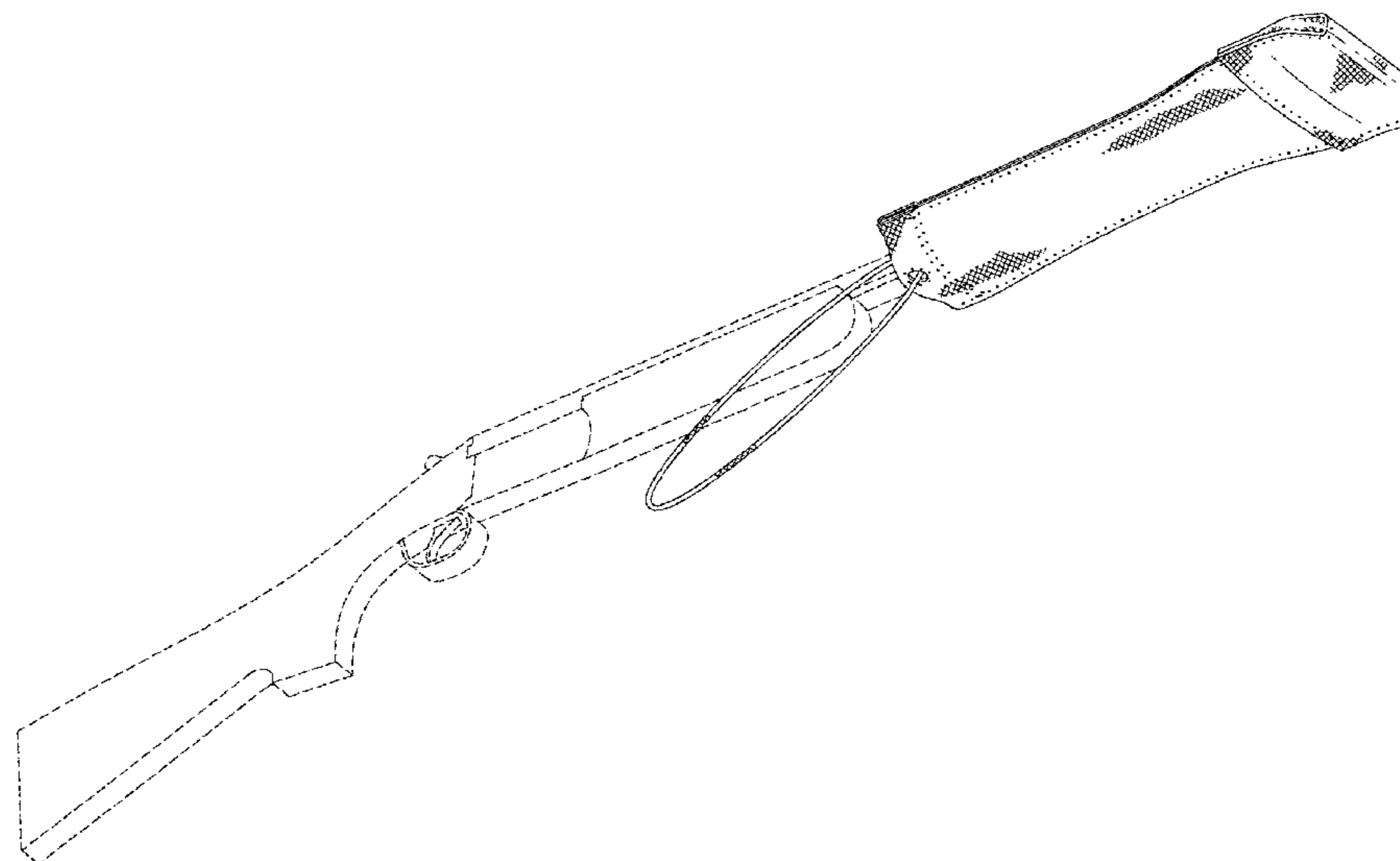
FIG. 1 is a front, top, and left side perspective view of a cover for a firearm embodying our new design;  
FIG. 2 is a front elevation view thereof;  
FIG. 3 is a rear elevation view thereof;  
FIG. 4 is right side elevation view thereof;  
FIG. 5 is left side elevation view thereof;  
FIG. 6 is top plan view thereof;  
FIG. 7 is bottom plan view thereof; and,  
FIG. 8 is a perspective view thereof.  
The broken line showing of a rifle is included for the purpose of illustrating environment and forms no part of the claimed design. The series of dots disclosed on the drawings is illustrating conventional stitching.

**1 Claim, 6 Drawing Sheets**

(56) **References Cited**

U.S. PATENT DOCUMENTS

- 1,274,268 A \* 7/1918 Hermann ..... F41C 33/06  
206/229
- 2,364,340 A 12/1944 Bogg, Jr.
- 3,063,184 A 11/1962 Sukala, Jr.
- 3,239,114 A \* 3/1966 Norsworthy ..... F41C 33/06  
206/317
- 3,437,247 A \* 4/1969 Gantress ..... F41C 33/06  
206/317
- 3,540,508 A \* 11/1970 Couch ..... F41C 33/06  
206/317
- 3,653,564 A \* 4/1972 Carter ..... F41C 23/02  
224/150
- 3,701,371 A \* 10/1972 Stackhouse ..... B65D 65/02  
206/317
- 3,811,562 A 5/1974 Smith



(56)

**References Cited**

U.S. PATENT DOCUMENTS

D708,438	S *	7/2014	Szewczyk .....	D3/262
9,482,486	B2 *	11/2016	Kunkel .....	F41C 33/06
D777,288	S *	1/2017	Scott .....	D22/108
D788,451	S *	6/2017	Myers .....	D3/222
D798,593	S *	10/2017	McCoy .....	D3/262
2003/0106819	A1 *	6/2003	Bennett .....	F41C 33/06 206/317
2007/0033582	A1	2/2007	Hu et al.	
2007/0294929	A1	12/2007	Potterfield et al.	
2008/0061098	A1	3/2008	Hoffner	
2008/0110076	A1 *	5/2008	Bennett .....	F41A 35/02 42/96
2009/0101776	A1	4/2009	Peterson et al.	
2010/0170135	A1	7/2010	Tompkins et al.	
2011/0079524	A1	4/2011	Potterfield et al.	
2011/0173865	A1	7/2011	Compton et al.	
2012/0042554	A1	2/2012	Rich	
2012/0180352	A1	7/2012	Addis	
2013/0104439	A1	5/2013	Hines	
2013/0152445	A1	6/2013	Compton et al.	
2014/0196348	A1	7/2014	Samson et al.	
2015/0219422	A1	8/2015	Kincel	
2015/0345888	A1	12/2015	Frazier	
2015/0362291	A1	12/2015	Samson et al.	
2016/0116252	A1	4/2016	Kincel	

\* cited by examiner

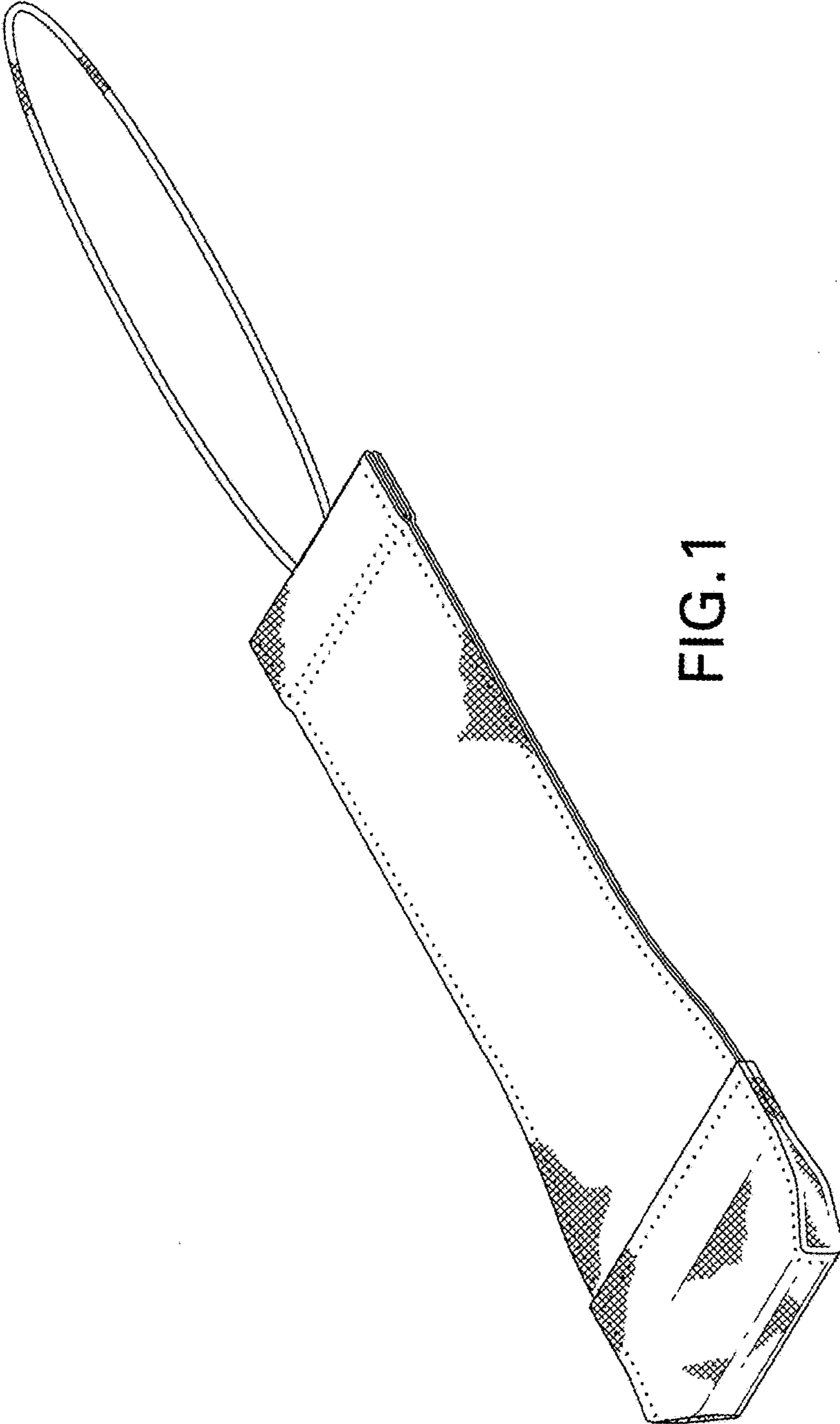


FIG. 1



FIG. 3




FIG. 2

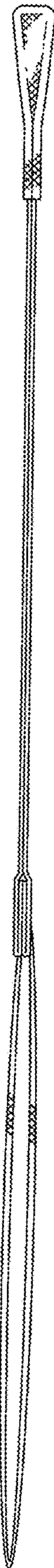


FIG. 4

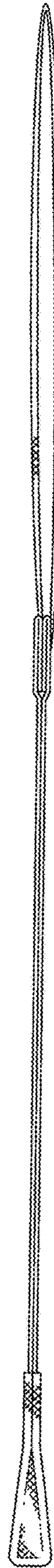


FIG. 5

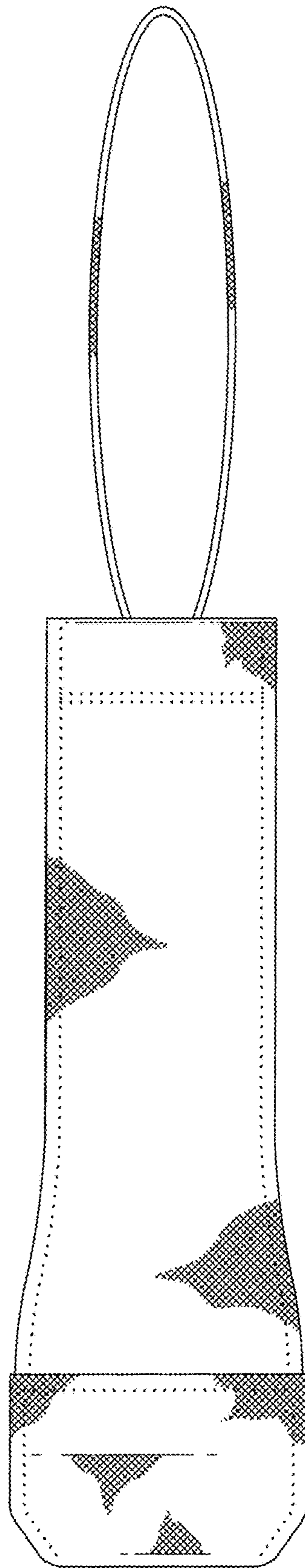


FIG.6

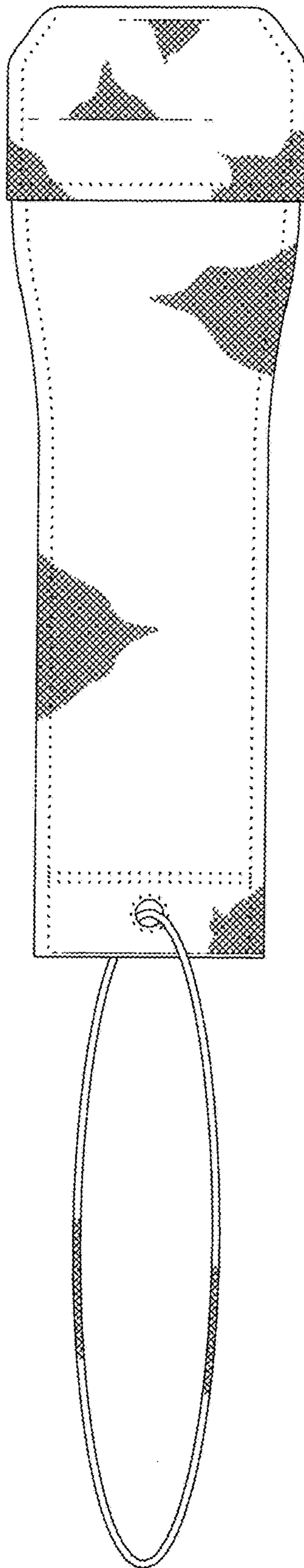


FIG. 7

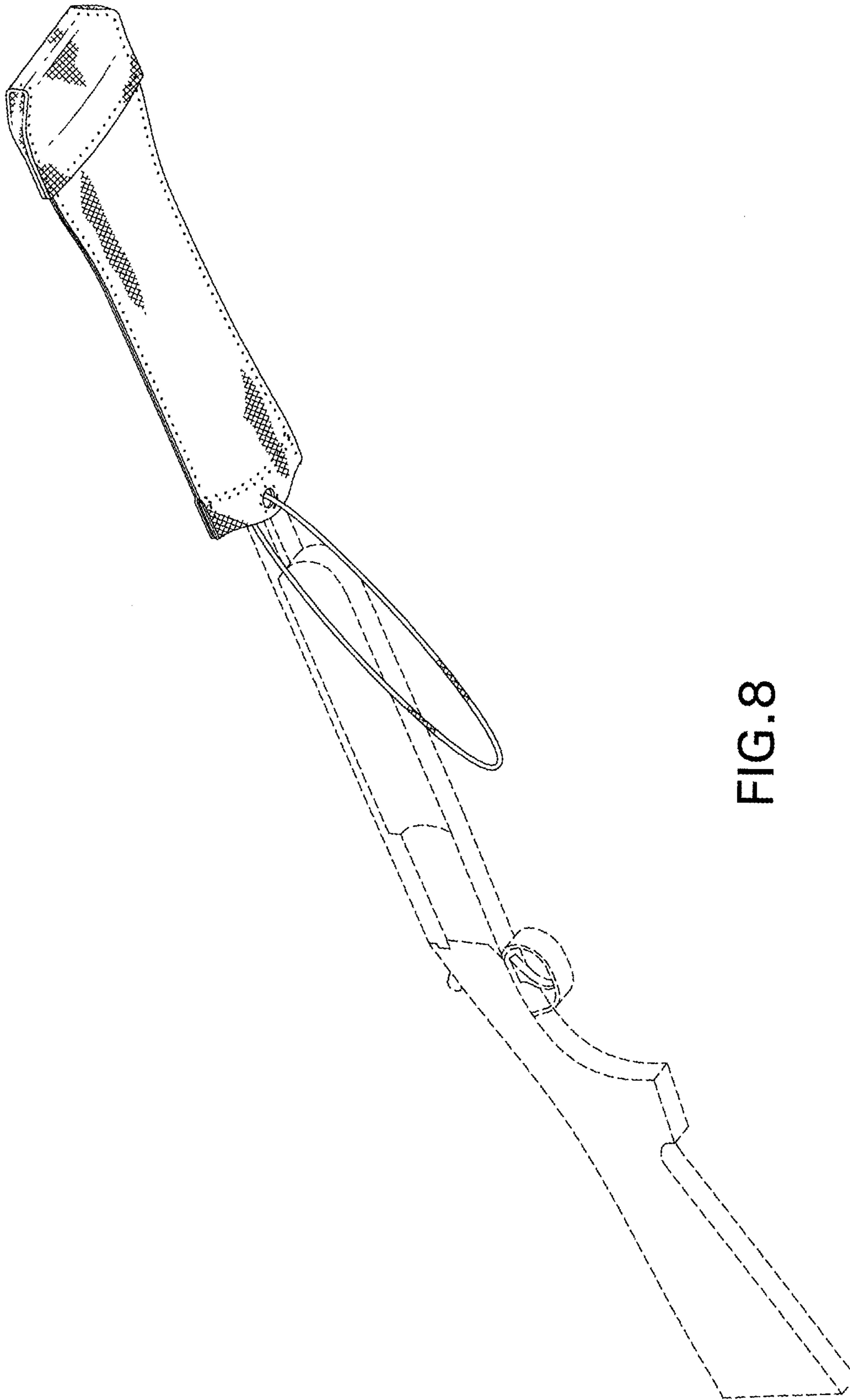


FIG.8