



US00D850778S

(12) **United States Design Patent** (10) **Patent No.:** **US D850,778 S**
de Montgolfier et al. (45) **Date of Patent:** **** Jun. 11, 2019**

(54) **SHOE**
(71) Applicant: **NIKE, Inc.**, Beaverton, OR (US)
(72) Inventors: **Vianney de Montgolfier**, Portland, OR (US); **Philip Woodman**, Portland, OR (US)
(73) Assignee: **NIKE, Inc.**, Beaverton, OR (US)
(**) Term: **15 Years**
(21) Appl. No.: **29/638,515**
(22) Filed: **Feb. 27, 2018**
(51) **LOC (11) Cl.** **02-99**
(52) **U.S. Cl.**
USPC **D2/972**
(58) **Field of Classification Search**
USPC D2/896, 902, 906-908, 946, 969, D2/972-974; D5/47, 49, 50, 53, 54, 56, D5/60
CPC ... A43B 13/181; A43B 13/141; A43B 13/186; A43B 13/188; A43B 23/00; A43B 23/02; A43B 5/00; A43B 23/26; A43B 1/04; A43B 11/14; A43B 7/00; A43B 3/12; A43C 3/00; A43C 5/00; A43C 7/00; A43C 11/004
See application file for complete search history.

(56) **References Cited**
U.S. PATENT DOCUMENTS
D245,211 S 8/1977 Krome
D245,293 S 8/1977 Krome
D282,021 S * 1/1986 Linn D2/969
D295,916 S * 5/1988 Selbiger D2/969
D296,492 S * 7/1988 Brown D2/972
D297,780 S 9/1988 Tong et al.
D299,283 S 1/1989 Selbiger
D299,982 S 2/1989 Tong
D304,515 S 11/1989 Quan et al.

D305,177 S 12/1989 Quan
D305,477 S 1/1990 Maccano et al.
D307,974 S 5/1990 McKinstry
D311,268 S 10/1990 Hatfield
D332,689 S * 1/1993 Worthington D2/969
D340,126 S 10/1993 Agnew et al.
D369,736 S 5/1996 Kuran
D487,186 S * 3/2004 Maatita D2/972
D673,765 S 1/2013 Parker et al.
D703,936 S * 5/2014 Seamarks D2/972
D707,028 S 6/2014 Parker et al.
D715,530 S * 10/2014 de Montgolfier D2/972
D716,539 S * 11/2014 Dombrow D2/972
D752,850 S * 4/2016 Mahoney D2/969
D762,964 S * 8/2016 Nyssen D2/972
(Continued)

OTHER PUBLICATIONS

Nike Footwear Catalog, 1983 Footwear, p. 15, published Jan. 1983, NIKE, Inc., USA.
(Continued)

Primary Examiner — Dominic V Simone
(74) *Attorney, Agent, or Firm* — Banner & Witcoff, Ltd.

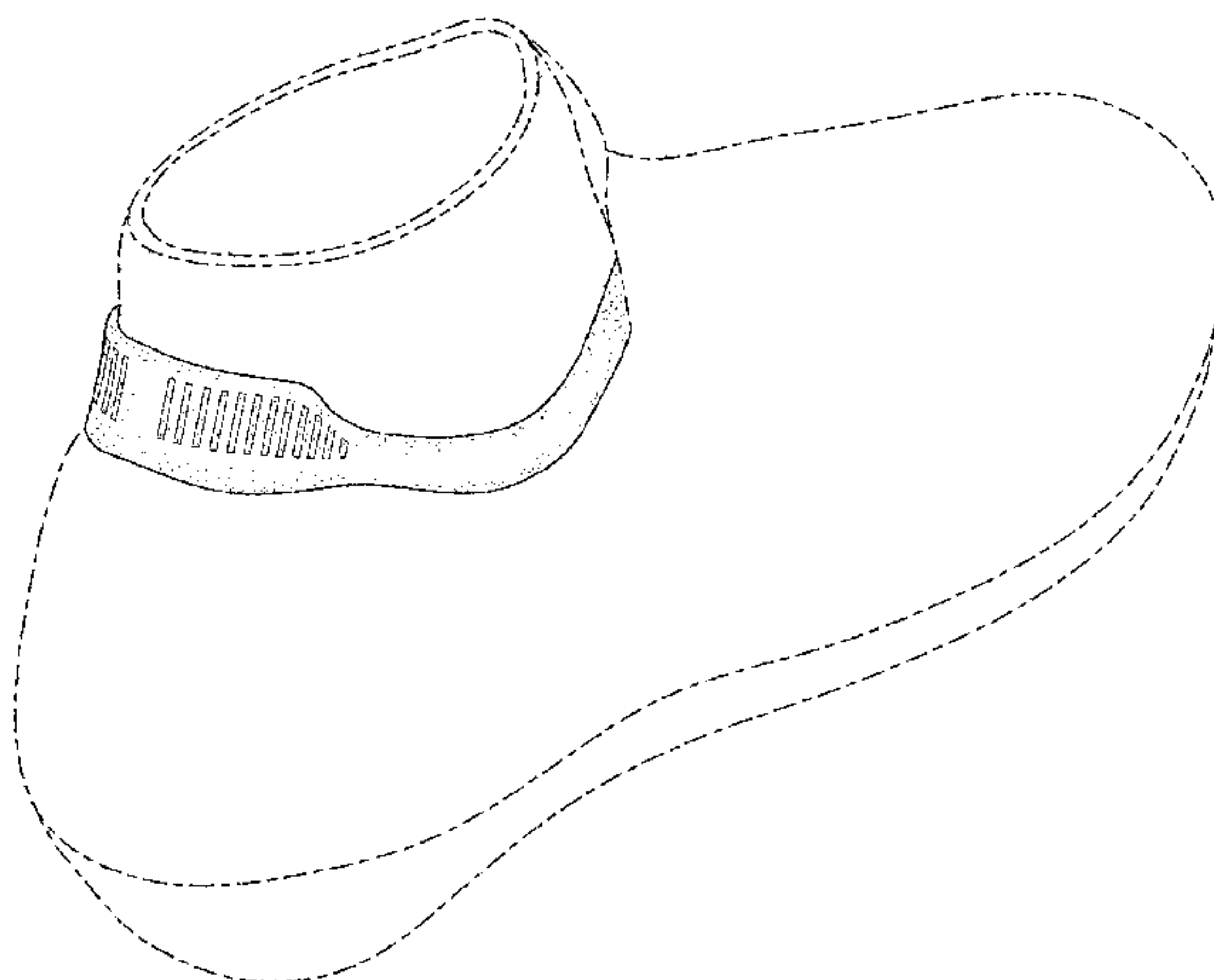
(57) **CLAIM**

The ornamental design for a shoe, as shown and described.

DESCRIPTION

FIG. 1 is a front perspective view of a shoe showing our new design;
FIG. 2 is a side view thereof;
FIG. 3 is a rear perspective view thereof;
FIG. 4 is a rear view thereof; and,
FIG. 5 is an opposite side view thereof.
The broken lines immediately adjacent to the shaded area define the bounds of the claimed design and form no part thereof. The broken lines depicting the remainder of the shoe show features that form no part of the claimed design.

1 Claim, 5 Drawing Sheets



(56)

References Cited

U.S. PATENT DOCUMENTS

D765,380 S	*	9/2016	Petrie	D2/972
D781,558 S		3/2017	Cin	
D813,516 S	*	3/2018	Chang	D2/972
D815,420 S	*	4/2018	Petrie	D2/972
D816,975 S		5/2018	Hernandez	
D820,576 S	*	6/2018	Thornhill	D2/972
D836,315 S	*	12/2018	Van Atta	D2/972

OTHER PUBLICATIONS

Nike Footwear Catalog, 1985 Spring Footwear, p. 36, published date unknown, but prior to the filed of the present application, NIKE, Inc., USA.

Nike Footwear Catalog, 1986 Spring Footwear, p. 25, published Jun. 1985, NIKE, Inc., USA.

Nike Footwear Catalog, 1986 Spring Footwear, p. 44, published Jun. 1985, NIKE, Inc., USA.

Nike Footwear Catalog, 1998 Fall Men's/Specialty and Women's/Kids' Footwear, p. M120, published Dec. 1997, NIKE, Inc., USA.

Nike Footwear Catalog, 2011 Spring Men's Running Footwear, p. 29, published May 2010, NIKE, Inc., USA.

Nike Footwear Catalog, 2017 Spring Athletic Specialty Footwear Best NA, p. 40, published May 2016, NIKE, Inc., USA.

Nike Footwear Catalog, 2019 Spring Football/Soccer, p. 29, published date unknown, but prior to the filing date of the present application, NIKE, Inc., USA.

* cited by examiner

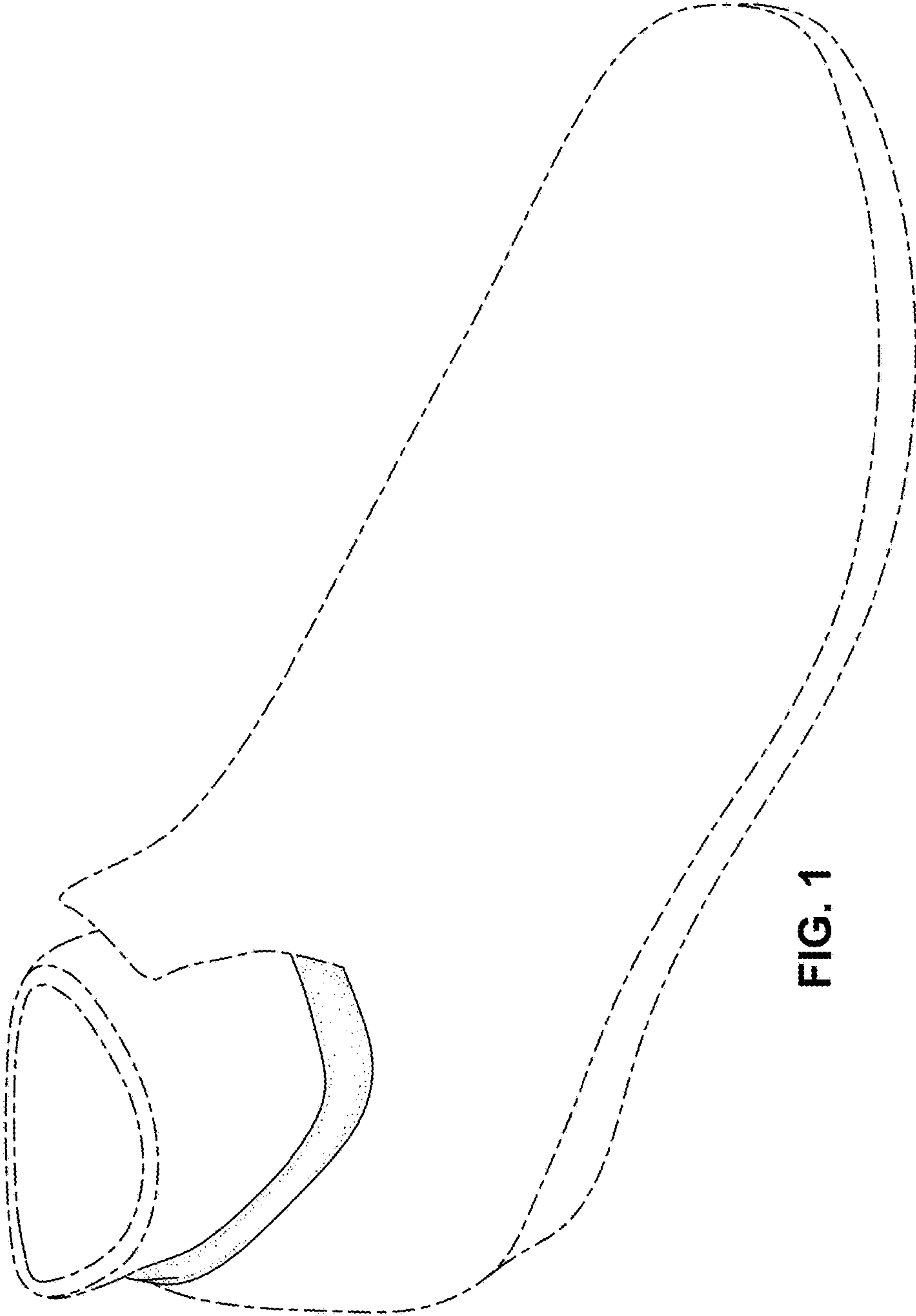


FIG. 1

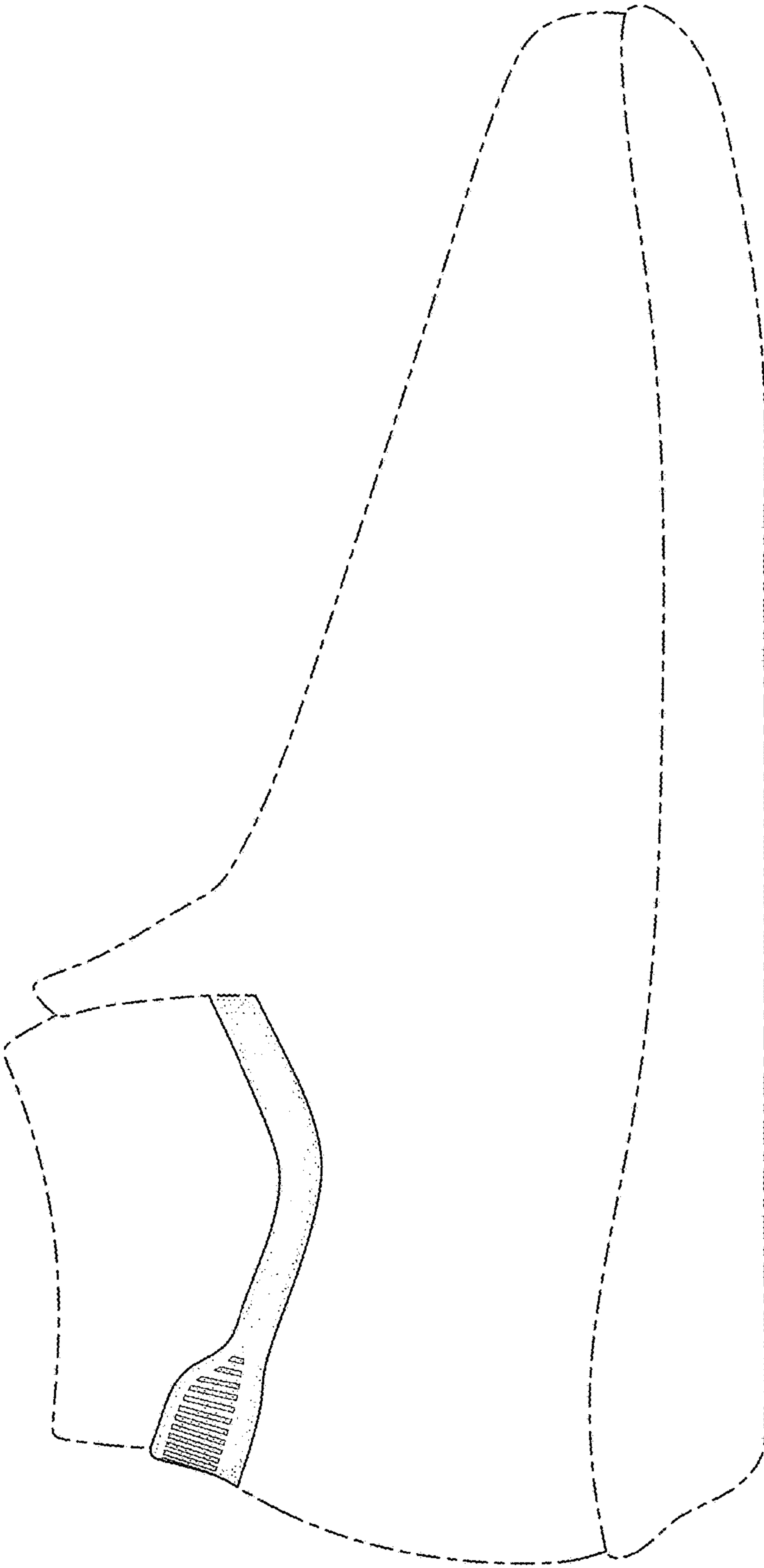


FIG. 2

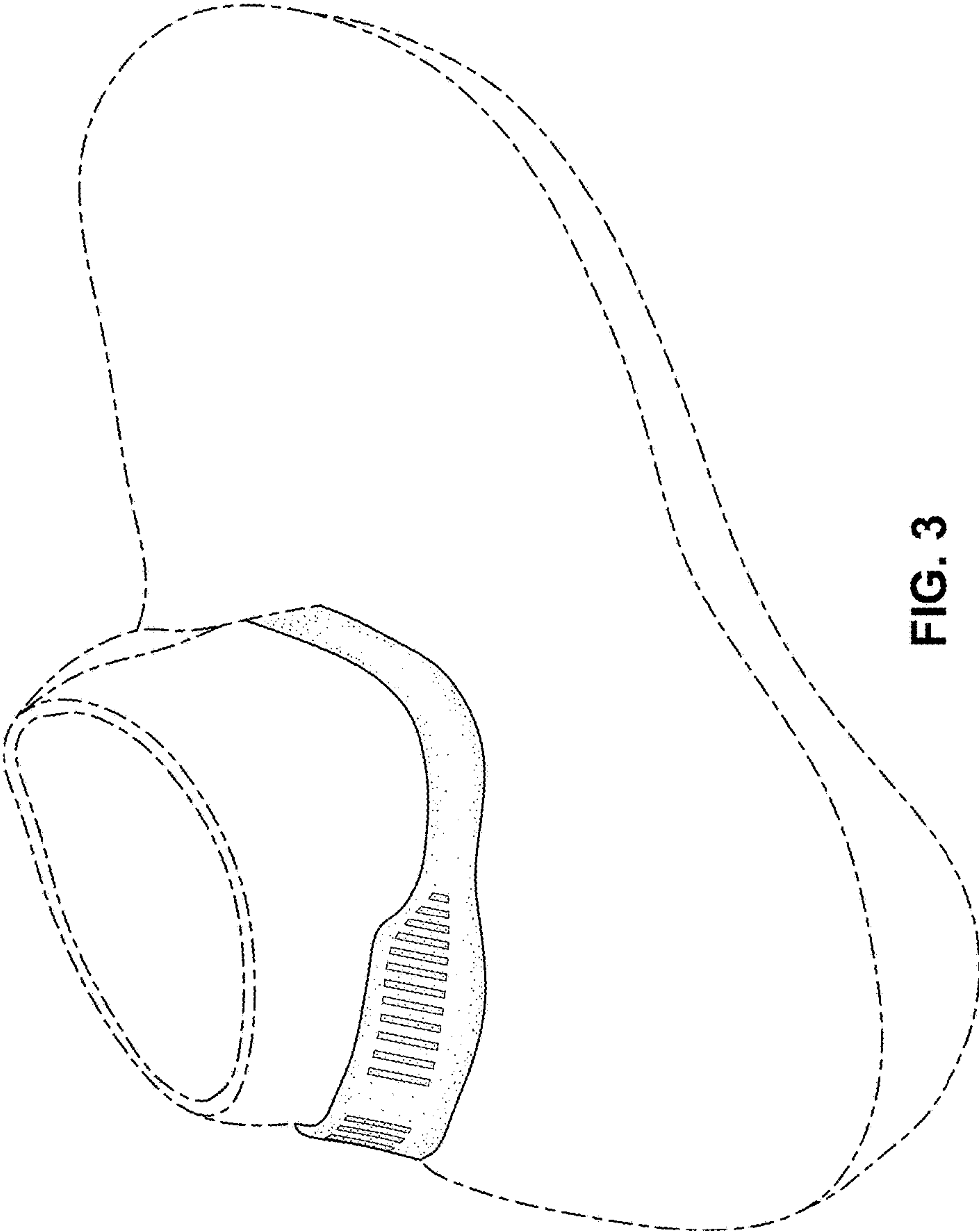


FIG. 3

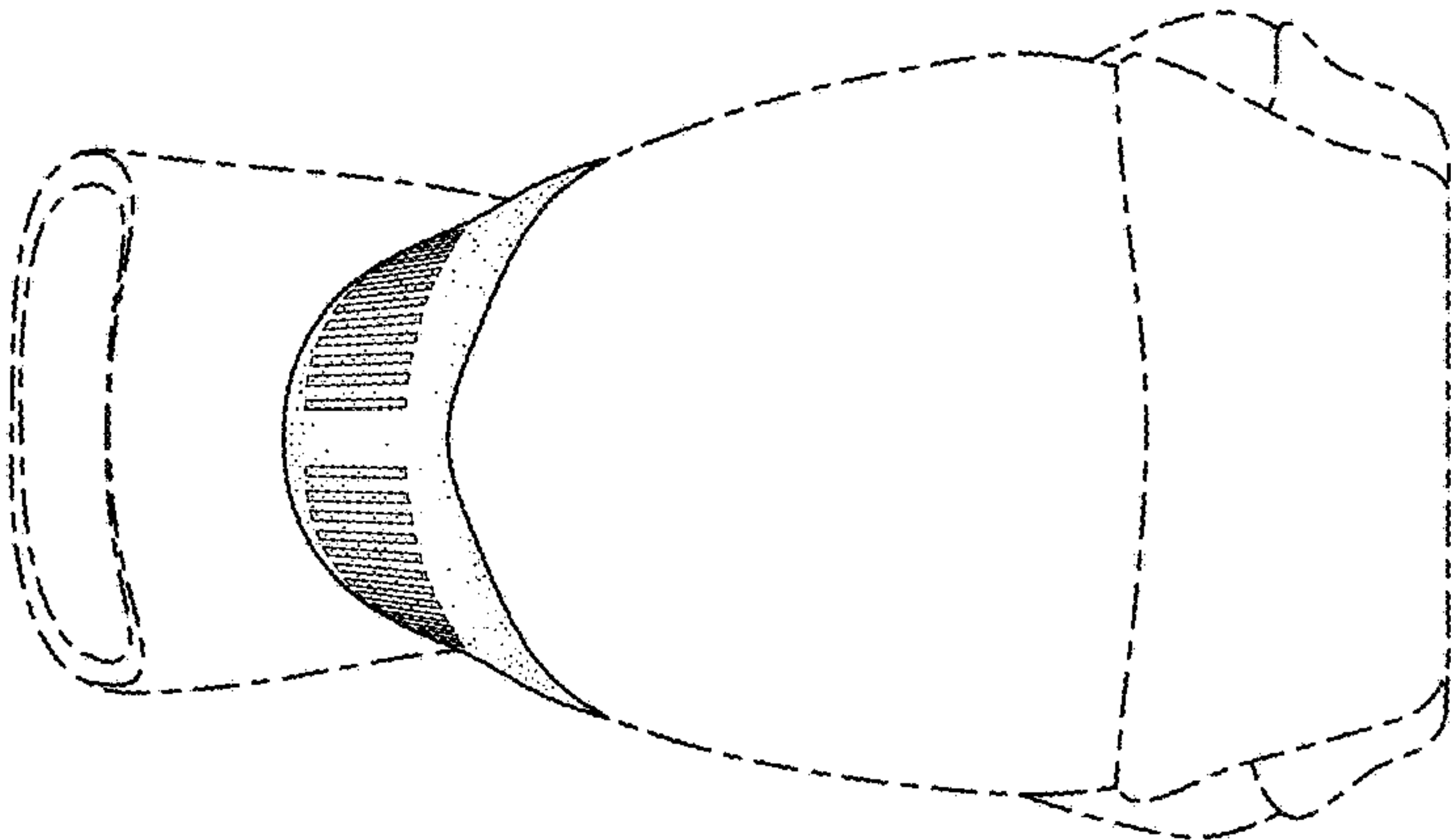


FIG. 4

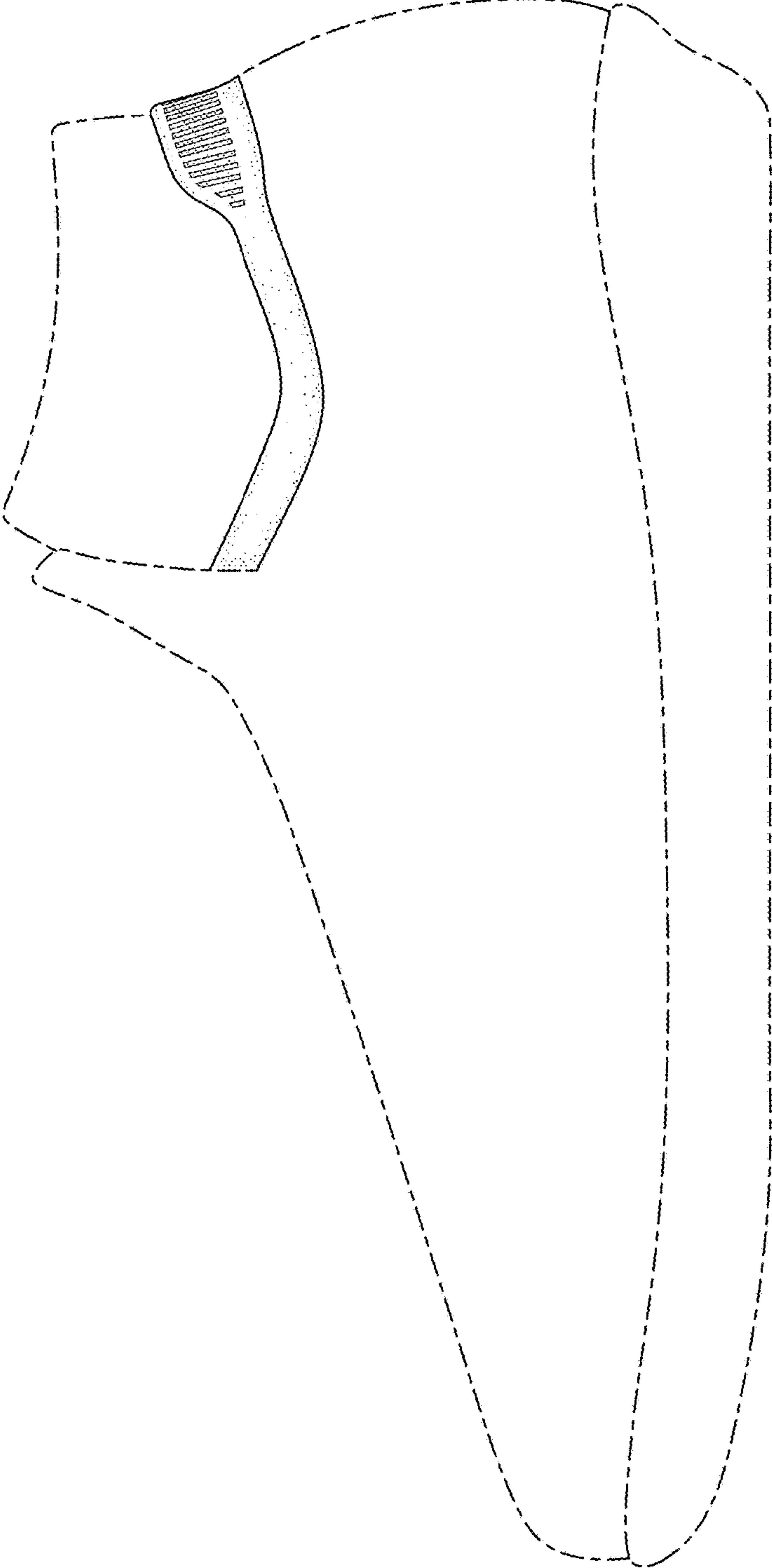


FIG. 5