



US00D850777S

(12) **United States Design Patent**
Prochmann

(10) **Patent No.:** **US D850,777 S**

(45) **Date of Patent:** **** Jun. 11, 2019**

(54) **BOOT UPPER**

(71) Applicant: **Jose Prochmann**, Los Angeles, CA
(US)

(72) Inventor: **Jose Prochmann**, Los Angeles, CA
(US)

(73) Assignee: **Dynasty Footwear, Ltd.**, El Segundo,
CA (US)

(**) Term: **15 Years**

(21) Appl. No.: **29/539,128**

(22) Filed: **Sep. 10, 2015**

(51) **LOC (11) Cl.** **02-04**

(52) **U.S. Cl.**
USPC **D2/970**

(58) **Field of Classification Search**
USPC D2/896, 900, 902, 909-913, 946, 969,
D2/970, 972-974; 36/45, 50.1, 77 M,
36/77 R, 83, 88, 113, 114, 126-181
CPC A43B 3/02; A43B 5/002; A43B 23/00;
A43B 3/16
See application file for complete search history.

(56) **References Cited**

U.S. PATENT DOCUMENTS

D152,309 S * 1/1949 Williams D2/911
D155,573 S * 10/1949 Bingham, Jr. D2/910
D210,511 S * 3/1968 Dorsey D2/910

D526,116 S * 8/2006 Corbi Rico D2/970
D612,587 S * 3/2010 Wang D2/910
D615,743 S * 5/2010 Le D2/943
D638,214 S * 5/2011 Blakeslee D2/910
D645,654 S * 9/2011 MacIntyre D2/970

* cited by examiner

Primary Examiner — Rashida C. Walshon

(74) *Attorney, Agent, or Firm* — Joseph G. Swan, P.C.

(57) **CLAIM**

The ornamental design for a boot upper, as shown and described.

DESCRIPTION

FIG. 1 is a left side elevational view of a boot upper, with the boot's shaft fully extended;
FIG. 2 is a right side elevational view of the boot upper, with the boot's shaft fully extended;
FIG. 3 is a rear elevational view of the boot upper, with the boot's shaft fully extended;
FIG. 4 is a left side elevational view of the boot upper, with the boot's shaft folded down;
FIG. 5 is a right side elevational view of the boot upper, with the boot's shaft folded down; and,
FIG. 6 is a rear elevational view of the boot upper, with the boot's shaft folded down.

The portions shown in broken lines are solely for the purpose of illustrating context, environment or other unclaimed areas and form no part of the claimed design. The inventive design is intended to encompass a boot upper as illustrated in the set of drawings, as well as the mirror image of that shown.

1 Claim, 6 Drawing Sheets


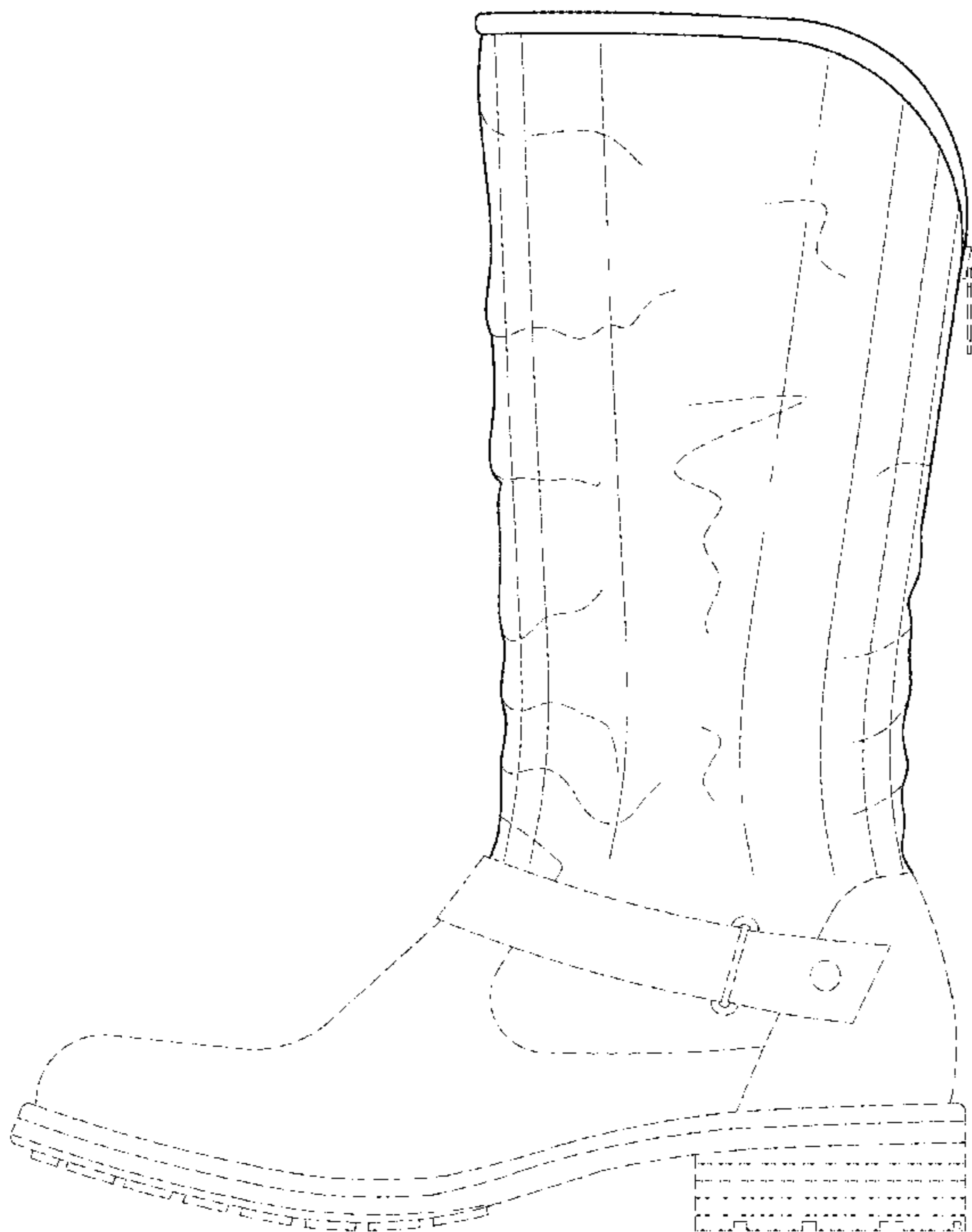


FIG. 1





FIG. 2

FIG. 3

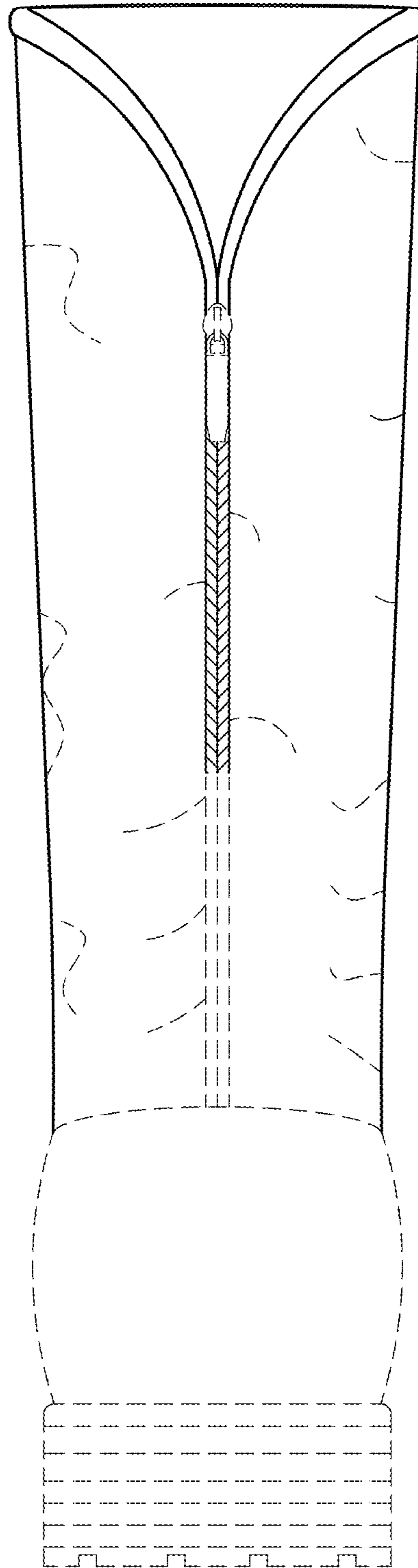


FIG. 4



FIG. 5



FIG. 6

