



US00D850766S

(12) **United States Design Patent**
Girard et al.

(10) **Patent No.:** **US D850,766 S**
(45) **Date of Patent:** **** Jun. 11, 2019**

(54) **SHOE SOLE ELEMENT**

DESCRIPTION

- (71) Applicant: **PUMA SE**, Herzogenaurach (DE)
- (72) Inventors: **Romain Girard**, Lauf an der Pegnitz (DE); **Matthias Hartmann**, Forchheim (DE)
- (73) Assignee: **PUMA SE**, Herzogenaurach (DE)
- (**) Term: **15 Years**
- (21) Appl. No.: **29/594,703**
- (22) Filed: **Feb. 22, 2017**

(30) **Foreign Application Priority Data**

Jan. 17, 2017 (EM) 003649060

- (51) **LOC (11) Cl.** **02-04**
- (52) **U.S. Cl.**
USPC **D2/947; D2/952**
- (58) **Field of Classification Search**
USPC D2/902, 906, 908, 916, 918, 925,
D2/946-962, 977; 36/3 B, 22 R, 24.5,
36/25 R, 28, 32 R, 34 R, 59 C, 67 A, 103
(Continued)

(56) **References Cited**

U.S. PATENT DOCUMENTS

- 3,573,155 A * 3/1971 Mitchell A43B 13/22
106/38
- 3,629,051 A * 12/1971 Mitchell A43B 13/22
106/38

(Continued)

Primary Examiner — T Chase Nelson

(74) *Attorney, Agent, or Firm* — Leydig, Voit & Mayer, Ltd.

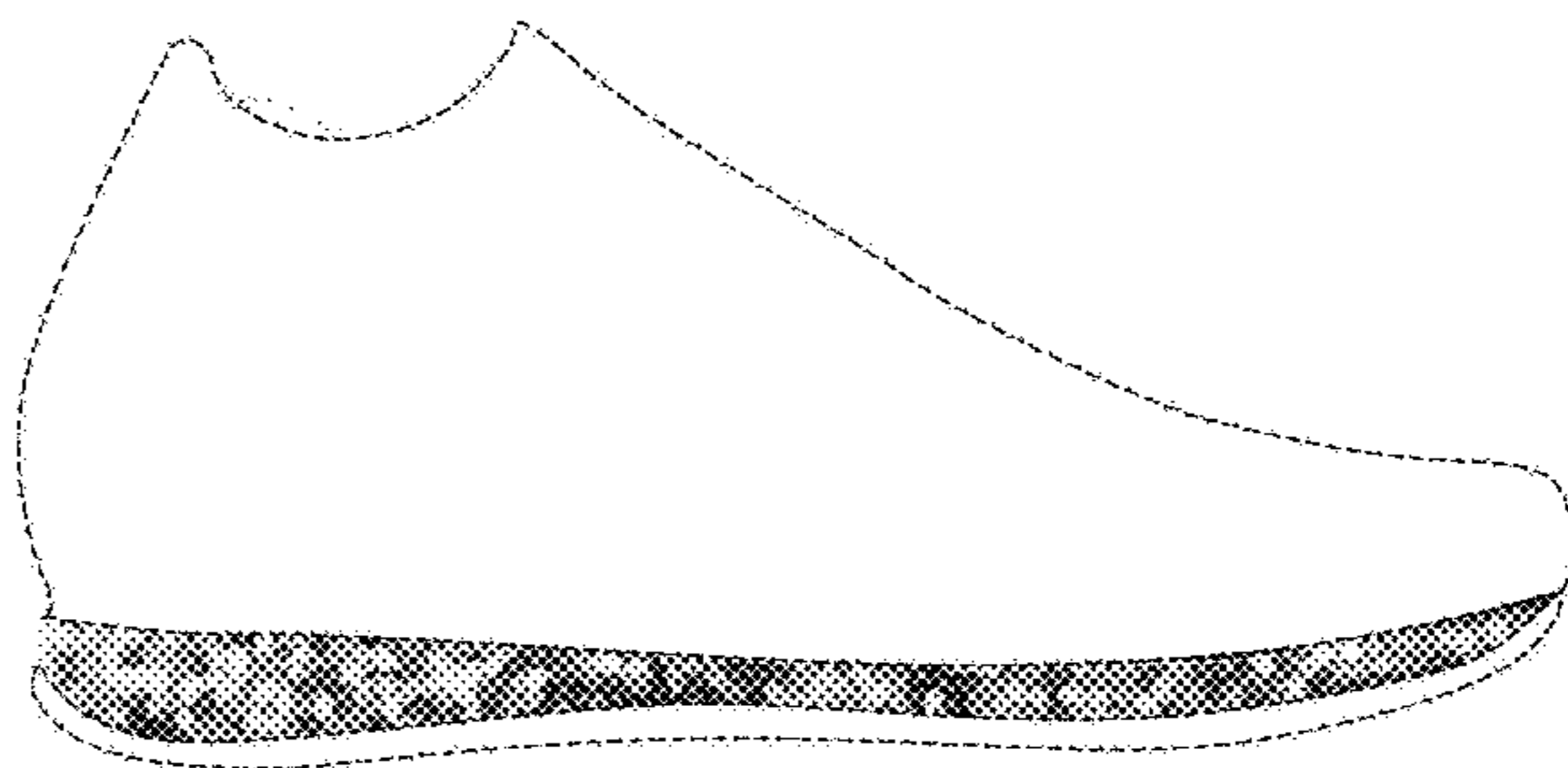

(57) **CLAIM**

The ornamental design for a shoe sole element, as shown and described.

FIG. 1 is a top right front perspective view of the shoe sole element showing a first embodiment of our new design; FIG. 2 is a bottom plan view thereof; FIG. 3 is a rear elevational view thereof; FIG. 4 is a front elevational view thereof; FIG. 5 is a right side elevational view thereof; FIG. 6 is a left side elevational view thereof; and FIG. 7 is a top plan view thereof; FIG. 8 is a top right front perspective view of the shoe sole element showing a second embodiment of our new design; FIG. 9 is a bottom plan view thereof; FIG. 10 is a top rear perspective view thereof; FIG. 11 is a top front perspective view thereof; FIG. 12 is a top right side perspective view thereof; FIG. 13 is a top left side perspective view thereof; and FIG. 14 is a top plan view thereof; FIG. 15 is a top right front perspective view of the shoe sole element showing the first embodiment of our new design seen in FIGS. 1 through 7 in an alternate condition of use; FIG. 16 is a bottom plan view thereof; FIG. 17 is a rear elevational view thereof; FIG. 18 is a front elevational view thereof; FIG. 19 is a right side elevational view thereof; FIG. 20 is a left side elevational view thereof; and FIG. 21 is a top plan view thereof; FIG. 22 is a top right front perspective view of the shoe sole element showing the second embodiment of our new design seen in FIGS. 8 through 14 in an alternate condition of use; FIG. 23 is a bottom plan view thereof; FIG. 24 is a top rear perspective view thereof; FIG. 25 is a top front perspective view thereof; FIG. 26 is a top right side perspective view thereof; FIG. 27 is a top left side perspective view thereof; and, FIG. 28 is a top plan view thereof.

The broken lines depict unclaimed portions, as well as the boundaries of the claim, and form no part of the claimed design. The greyed-out uppers seen in FIGS. 15 through 28 depict environmental structure also forming no part of the claimed design.

1 Claim, 28 Drawing Sheets



(58) **Field of Classification Search**

CPC A43B 13/00; A43B 13/02; A43B 13/023;
 A43B 13/026; A43B 13/04; A43B 13/08;
 A43B 13/10; A43B 13/12; A43B 13/14;
 A43B 13/141; A43B 13/143; A43B
 13/16; A43B 13/18; A43B 13/181; A43B
 13/187; A43B 13/189; A43B 13/20; A43B
 13/22; A43B 13/223; A43B 13/24; A43B
 13/28; A43B 13/30; A43B 13/32; A43B
 13/34; A43B 13/36

See application file for complete search history.

(56) **References Cited**

U.S. PATENT DOCUMENTS

D340,797 S * 11/1993 Pallera D2/960
 D350,222 S * 9/1994 Hase D2/902
 D356,438 S * 3/1995 Opie D2/951
 5,607,749 A * 3/1997 Strumor A43B 7/146
 428/156
 D390,349 S * 2/1998 Murai D2/954
 D429,874 S * 8/2000 Gumbert D2/951
 D431,346 S * 10/2000 Birkenstock D2/916
 D460,852 S * 7/2002 Daudier D2/897
 D560,883 S * 2/2008 McClaskie D2/952
 D561,433 S * 2/2008 McClaskie D2/950
 D571,085 S * 6/2008 McClaskie D2/951
 D586,090 S * 2/2009 Turner D2/951
 D596,384 S * 7/2009 Andersen D2/951
 D601,333 S * 10/2009 McClaskie A43B 1/0027
 D2/951
 D616,183 S * 5/2010 Skaja D2/946
 D617,540 S * 6/2010 McClaskie D2/951
 D631,646 S * 2/2011 Muller D2/951
 D633,286 S * 3/2011 Skaja D2/946
 D636,571 S * 4/2011 Avar D2/951
 D693,553 S * 11/2013 McClaskie A43B 1/0072
 D2/951
 D709,680 S * 7/2014 Herath B29D 35/122
 D2/947
 D740,003 S * 10/2015 Herath A43B 1/14
 D2/947
 D740,004 S * 10/2015 Hoellmueller A43B 13/04
 D2/947
 D758,056 S * 6/2016 Galway D2/944
 D776,410 S * 1/2017 Galway A43B 13/023
 D2/947

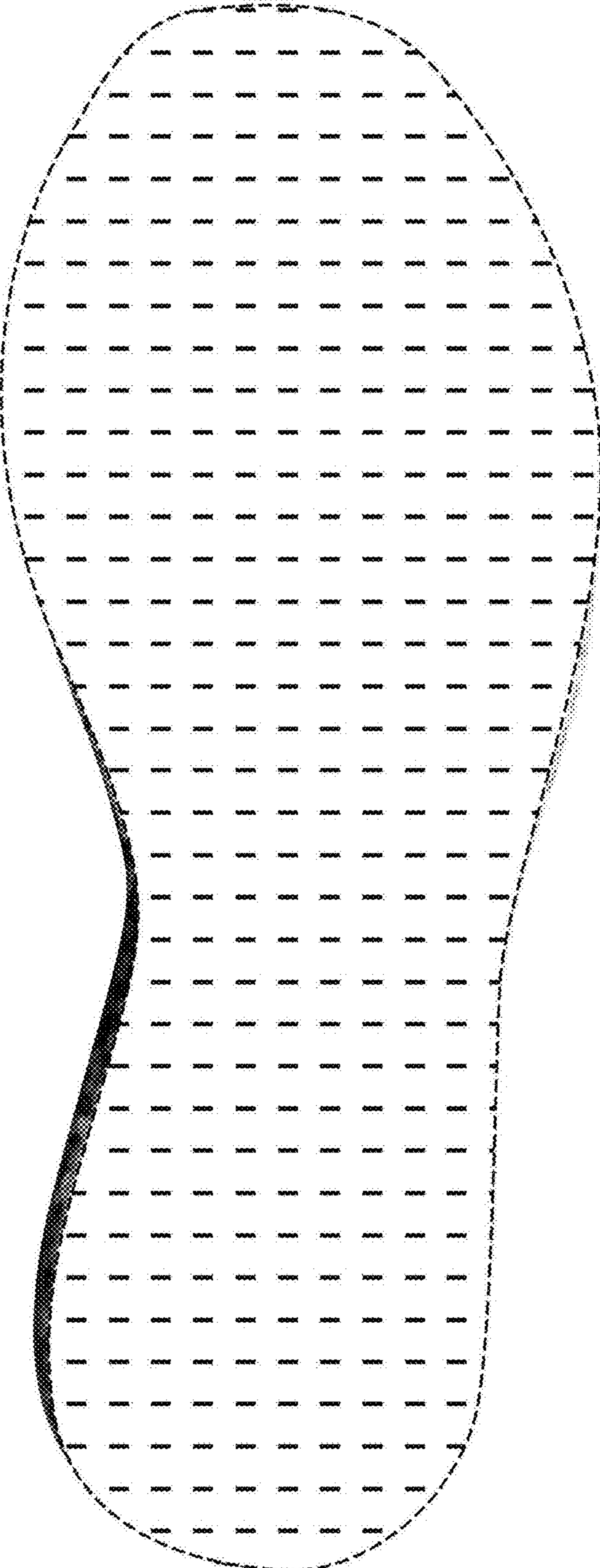
D799,183 S * 10/2017 Weeks A43B 7/08
 D2/947
 9,781,974 B2 * 10/2017 Reinhardt A43B 13/04
 9,788,598 B2 * 10/2017 Reinhardt A43B 13/04
 9,788,606 B2 * 10/2017 Reinhardt A43B 13/04
 9,795,186 B2 * 10/2017 Reinhardt A43B 13/04
 9,820,528 B2 * 11/2017 Reinhardt A43B 13/04
 9,849,645 B2 * 12/2017 Wardlaw B29D 35/0063
 D811,062 S * 2/2018 Teague A43B 5/08
 D2/956
 9,961,961 B2 * 5/2018 Smith A43B 17/006
 2003/0208925 A1 * 11/2003 Pan A43B 5/08
 36/11.5
 2004/0148805 A1 * 8/2004 Morris A43B 1/0027
 36/112
 2006/0026863 A1 * 2/2006 Liu A43B 7/08
 36/25 R
 2010/0242309 A1 * 9/2010 McCann A43B 1/0027
 36/136
 2011/0252670 A1 * 10/2011 Smith A43B 13/023
 36/25 R
 2013/0291409 A1 * 11/2013 Reinhardt A43B 13/04
 36/30 R
 2014/0151918 A1 * 6/2014 Hartmann B29D 35/06
 264/46.5
 2014/0223776 A1 * 8/2014 Wardlaw A43B 3/0042
 36/102
 2014/0223777 A1 * 8/2014 Whiteman A43B 13/125
 36/102
 2016/0007676 A1 * 1/2016 Leimer A43B 5/002
 36/103
 2016/0037859 A1 * 2/2016 Smith A43B 5/00
 36/114
 2016/0044992 A1 * 2/2016 Reinhardt A43B 7/1465
 36/88
 2016/0278481 A1 * 9/2016 Le A43B 13/188
 2016/0295955 A1 * 10/2016 Wardlaw A43B 7/28
 2017/0006958 A1 * 1/2017 Jeong A43B 1/14
 2017/0253710 A1 * 9/2017 Smith A43B 13/04
 2017/0341325 A1 * 11/2017 Le B29D 35/122
 2018/0035755 A1 * 2/2018 Reinhardt A43B 13/04
 2018/0064210 A1 * 3/2018 Turner A43B 1/0072
 2018/0077997 A1 * 3/2018 Hoffer A43B 13/125
 2018/0092432 A1 * 4/2018 Hoffer A43B 13/125
 2018/0132487 A1 * 5/2018 Kormann D03D 15/0038
 2018/0153264 A1 * 6/2018 Amos A43B 1/0009
 2018/0199667 A1 * 7/2018 Wang A43B 13/32

* cited by examiner

Fig. 1



Fig. 2



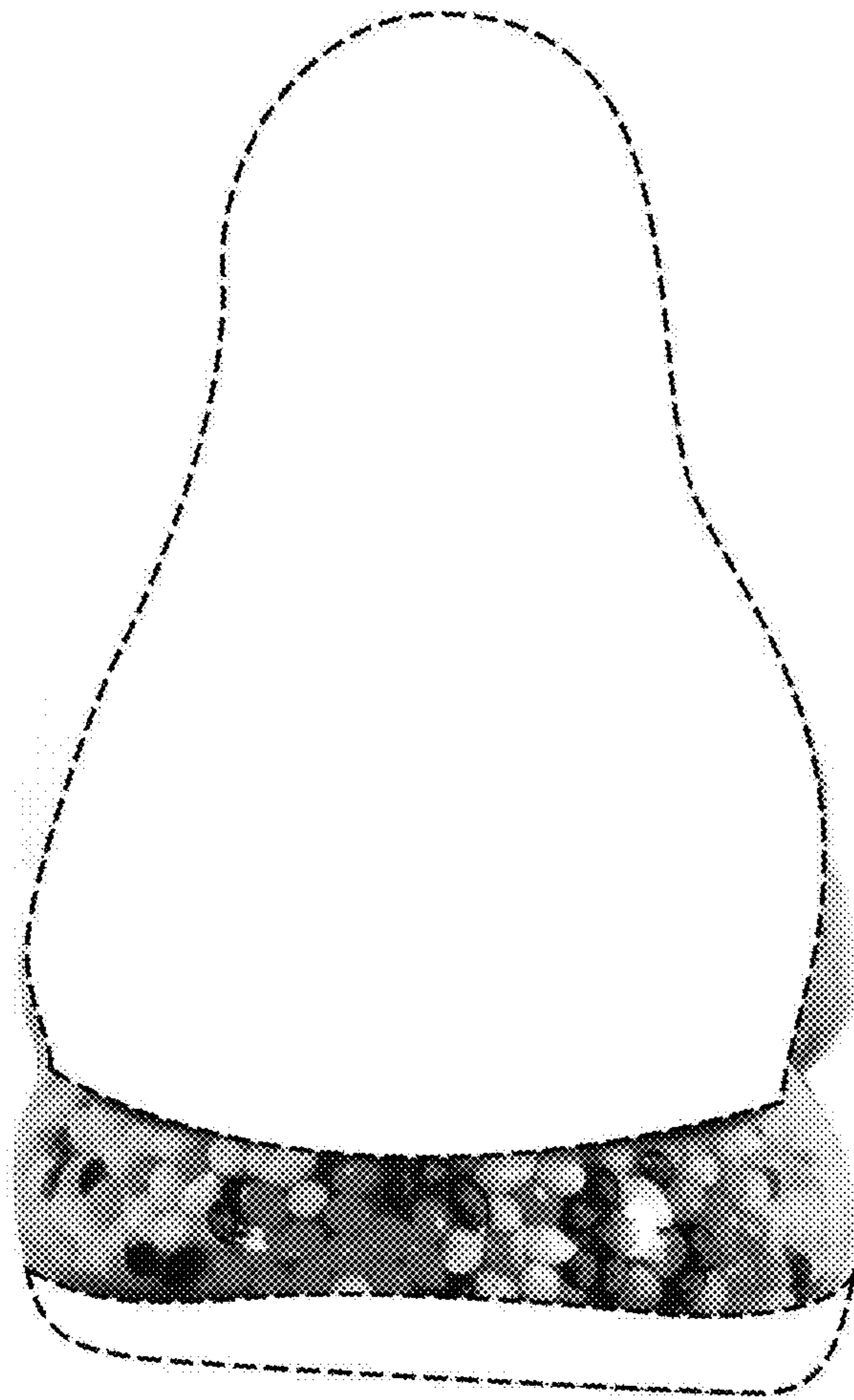


Fig. 3




Fig. 4

Fig. 5

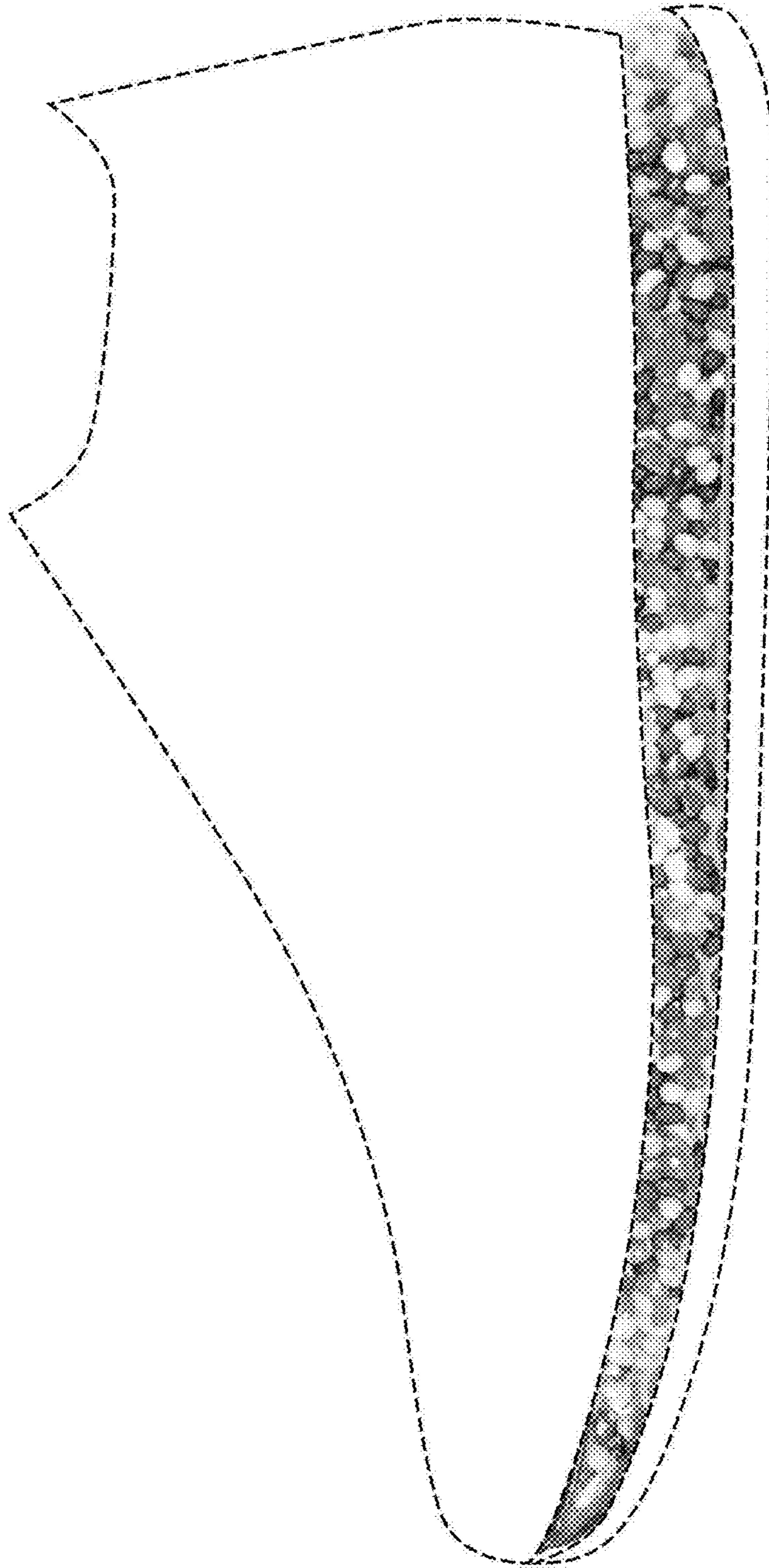


Fig. 6

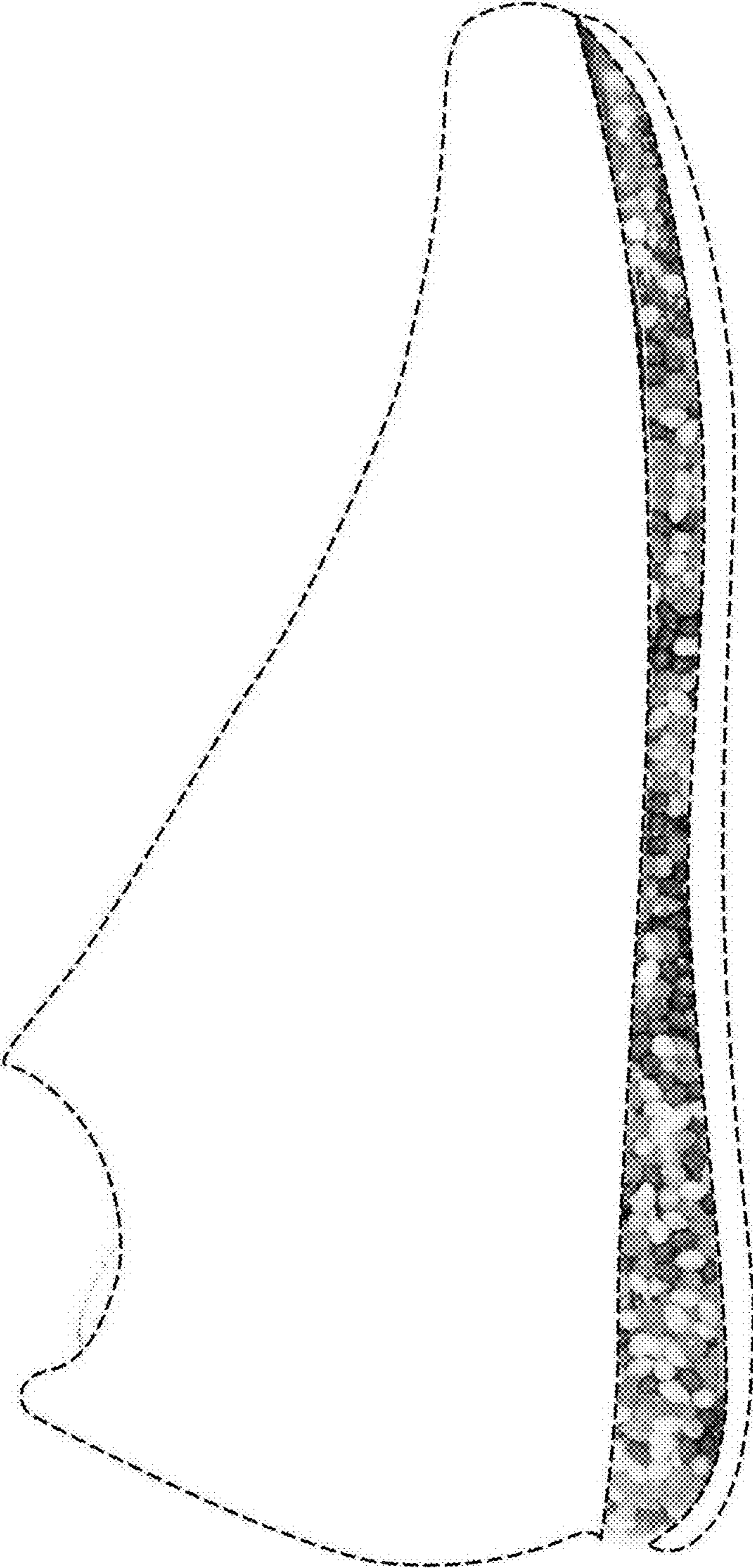



Fig. 7



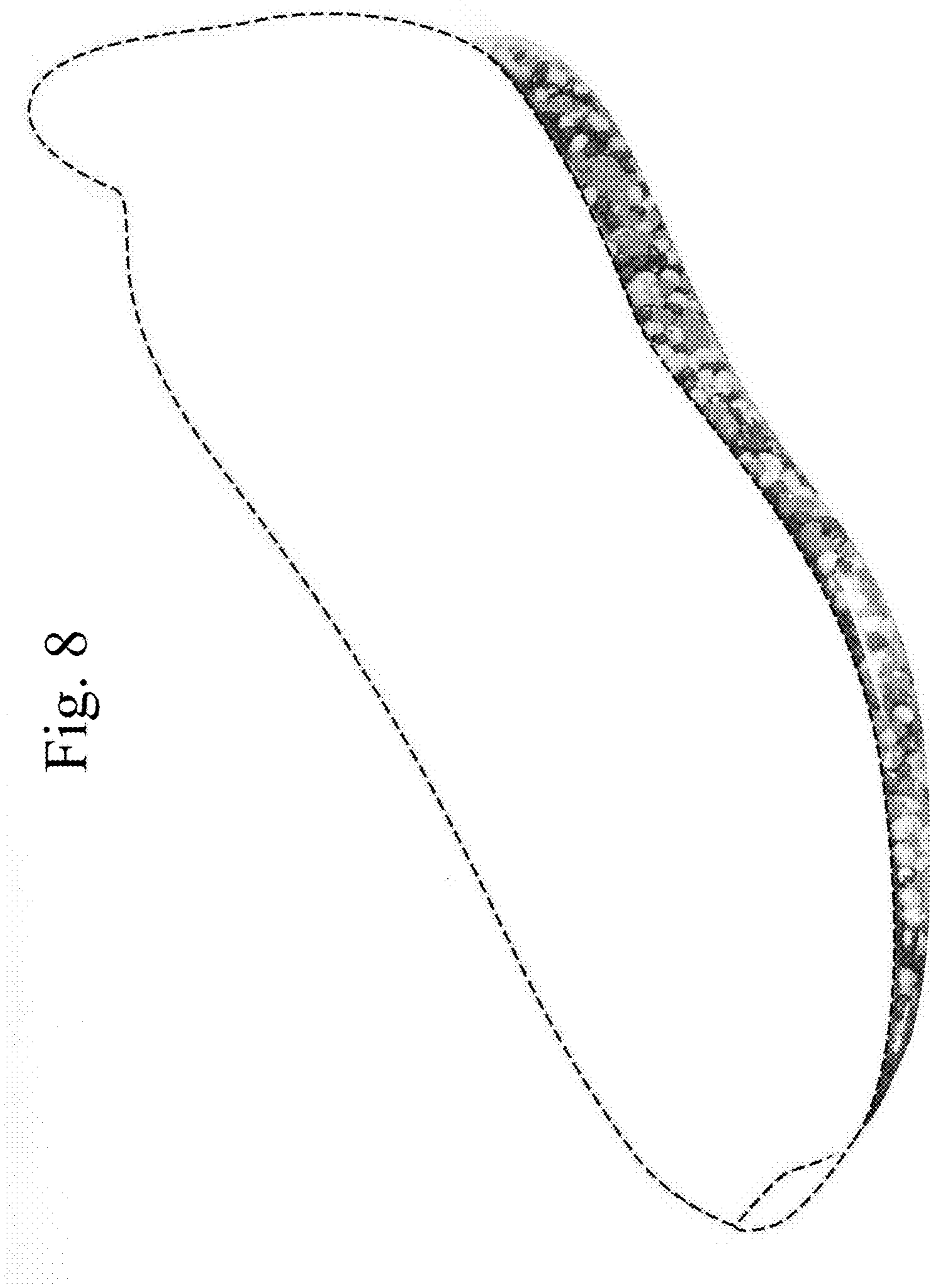
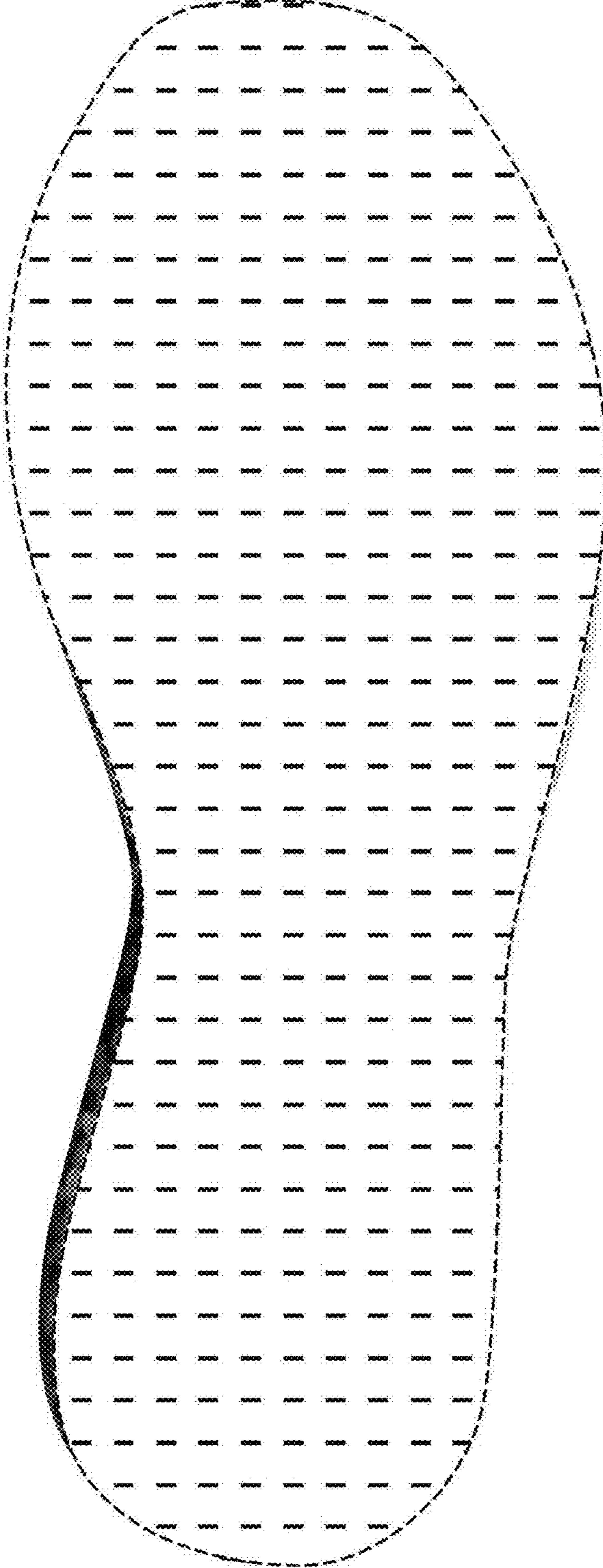


Fig. 8

Fig. 9






Fig. 10

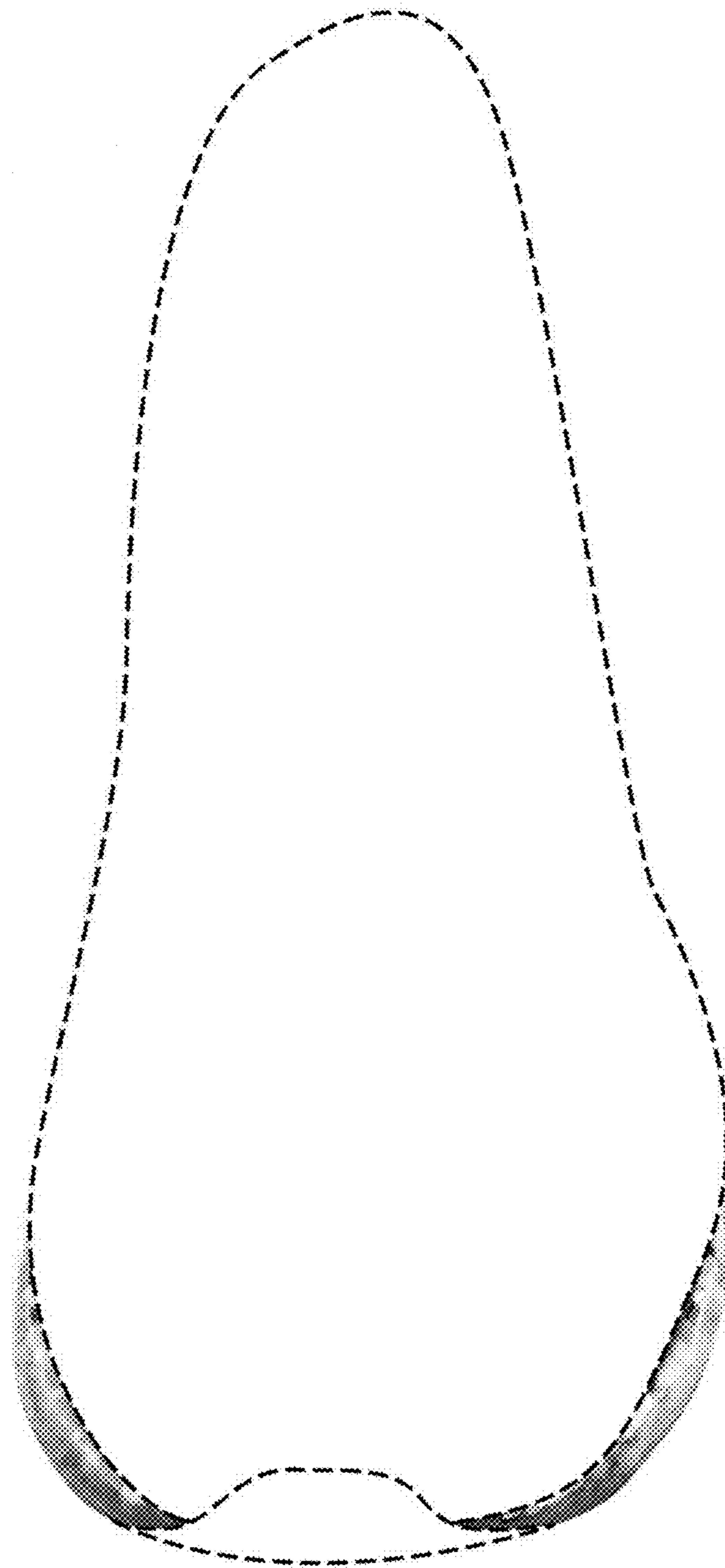


Fig. 11

Fig. 12



Fig. 13

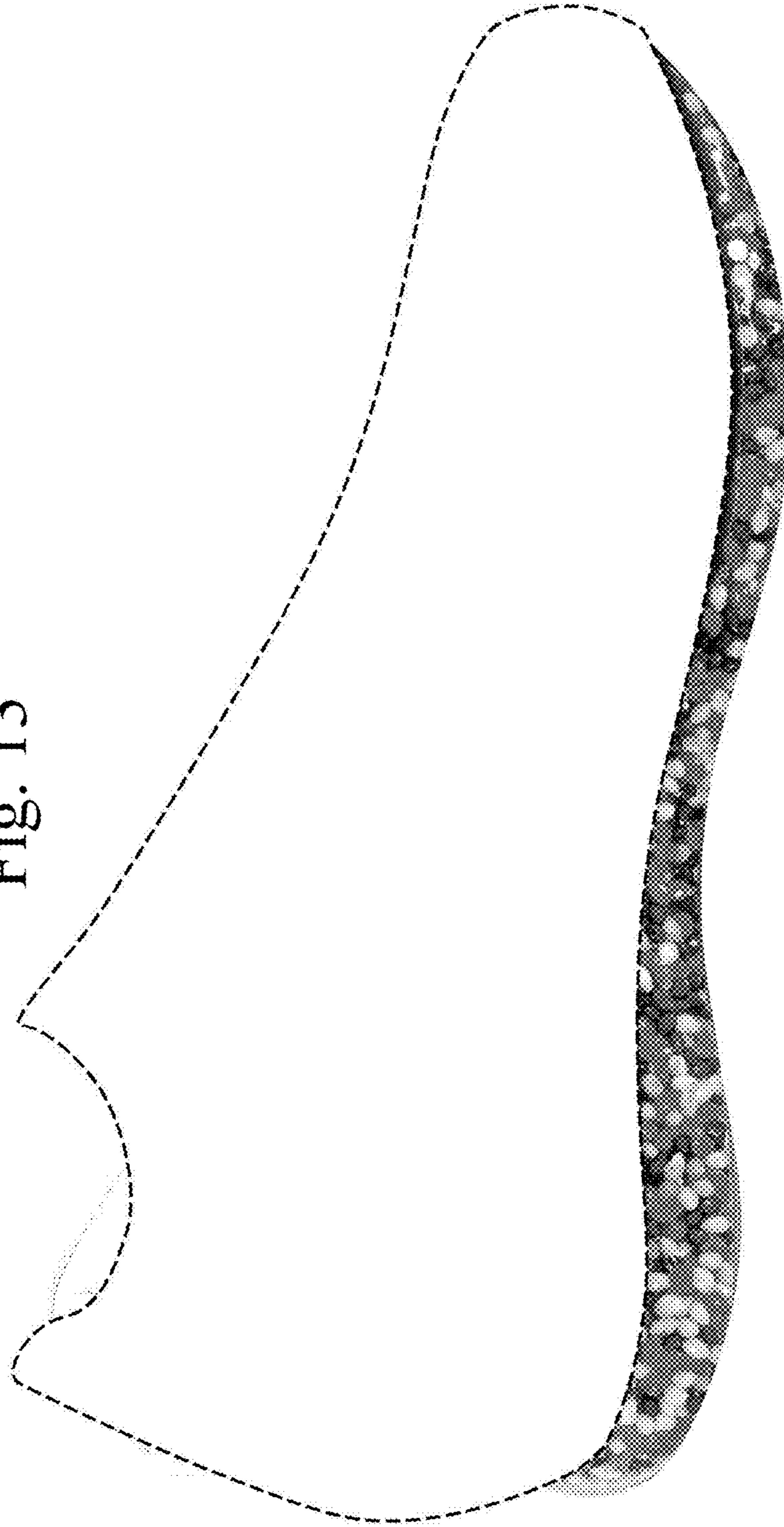


Fig. 14




Fig. 15


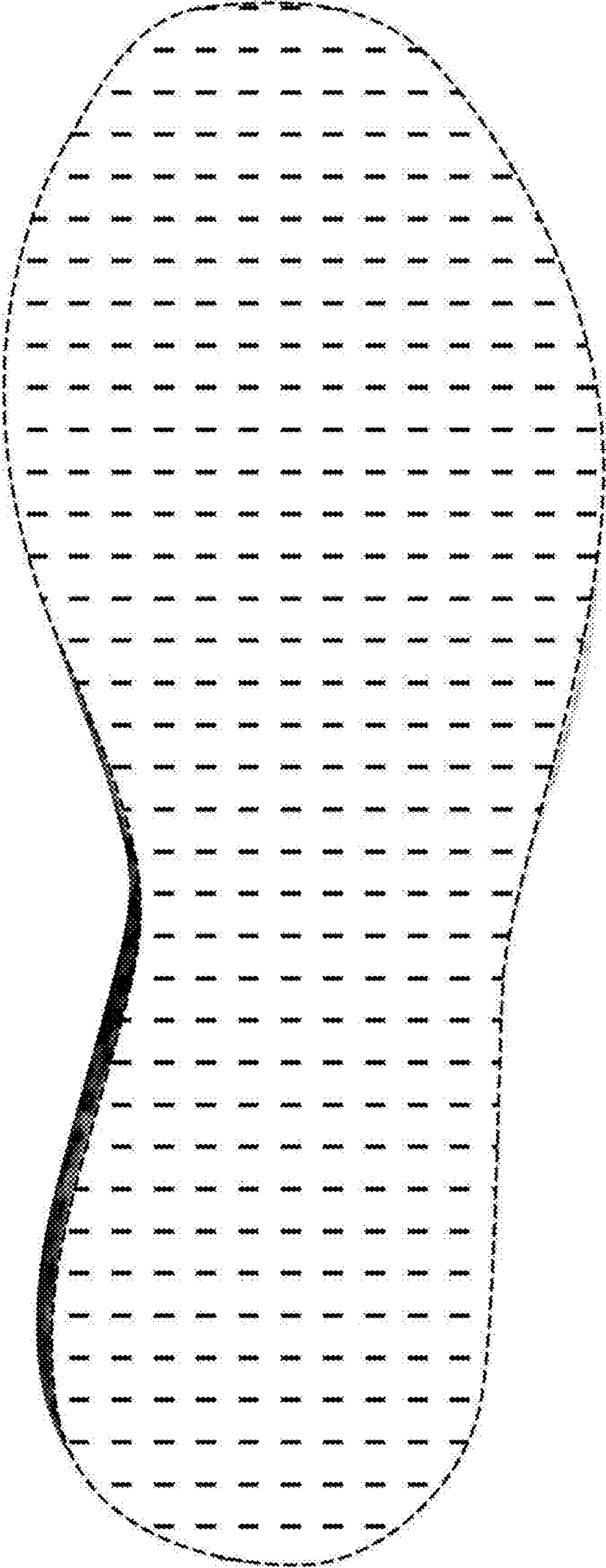


Fig. 16



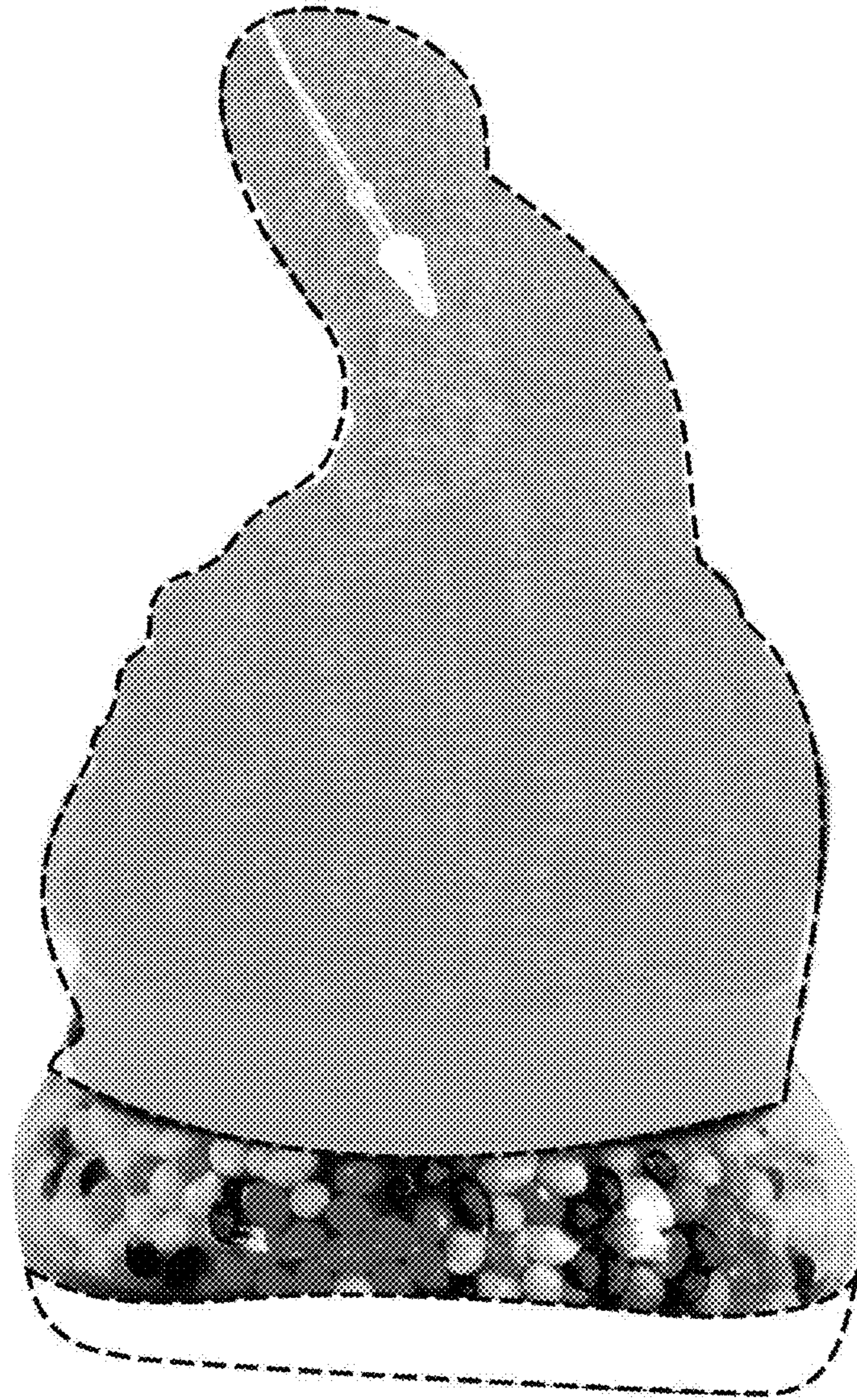


Fig. 17

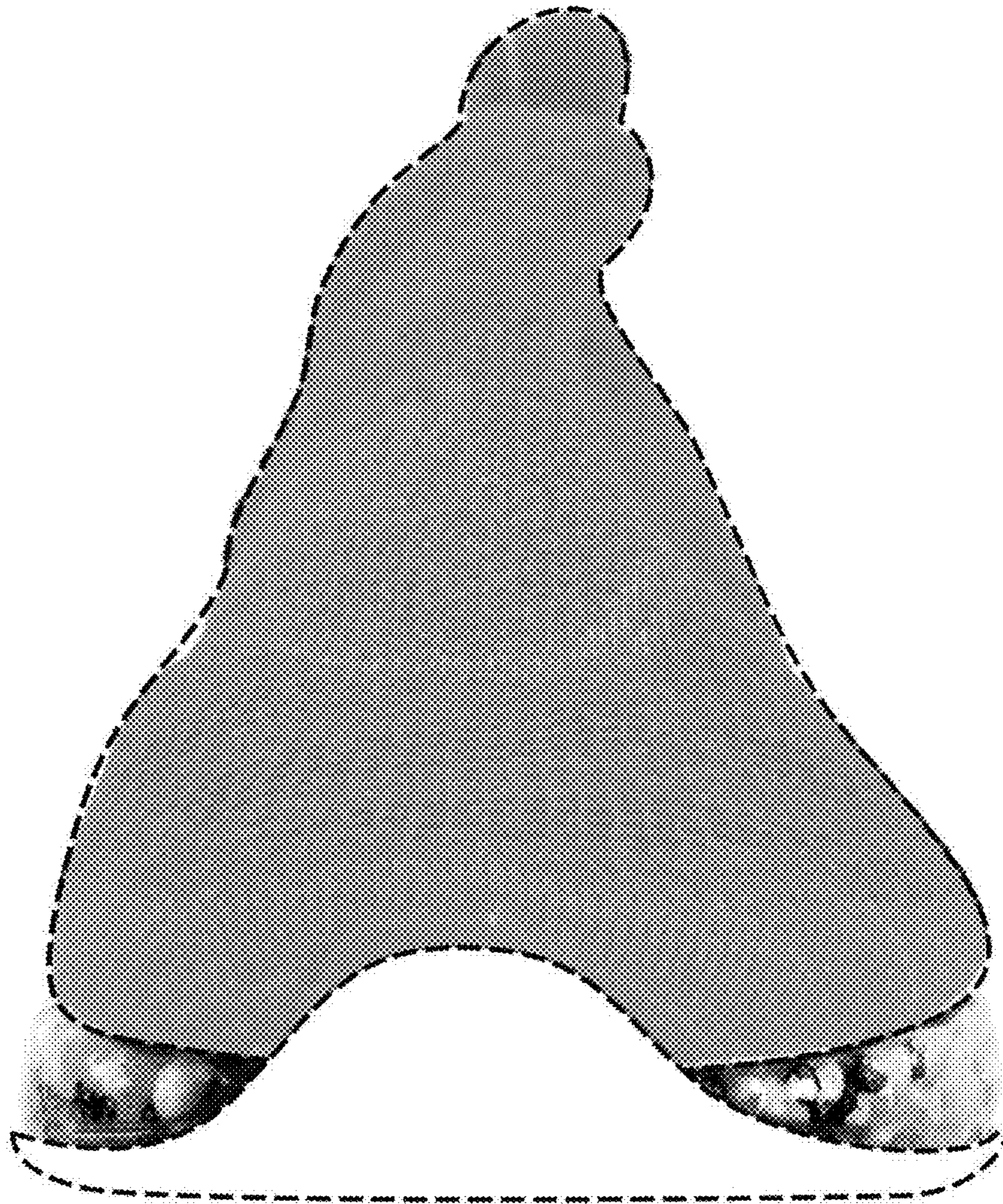


Fig. 18

Fig. 19




Fig. 20


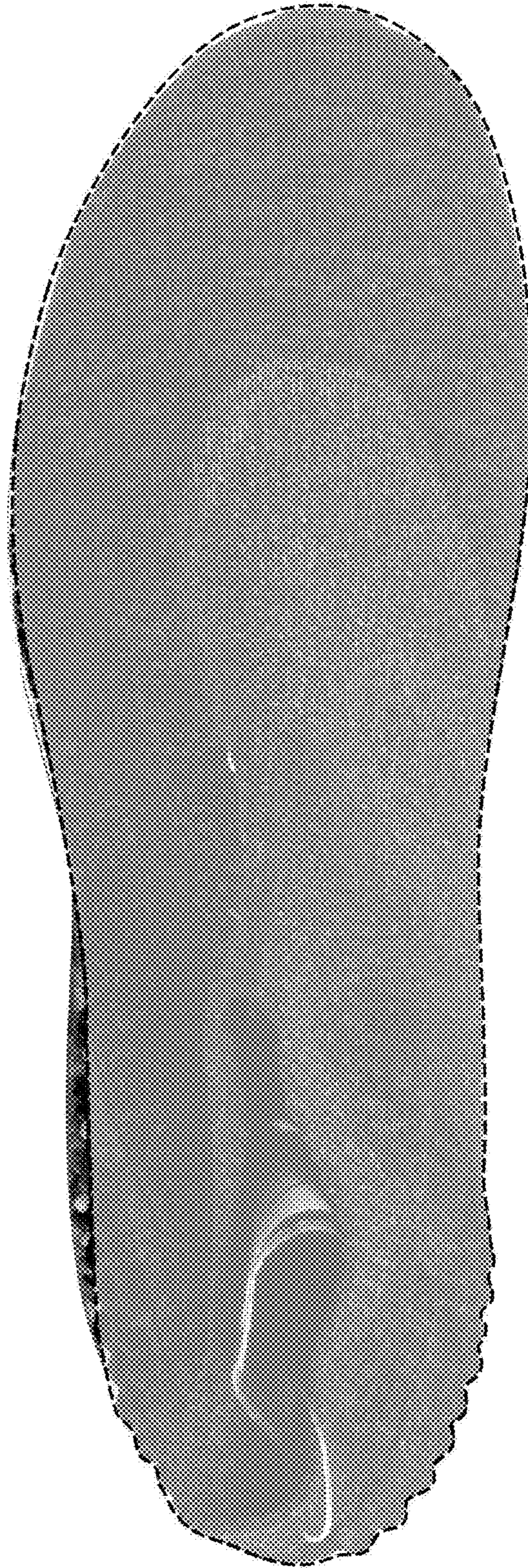


Fig. 21



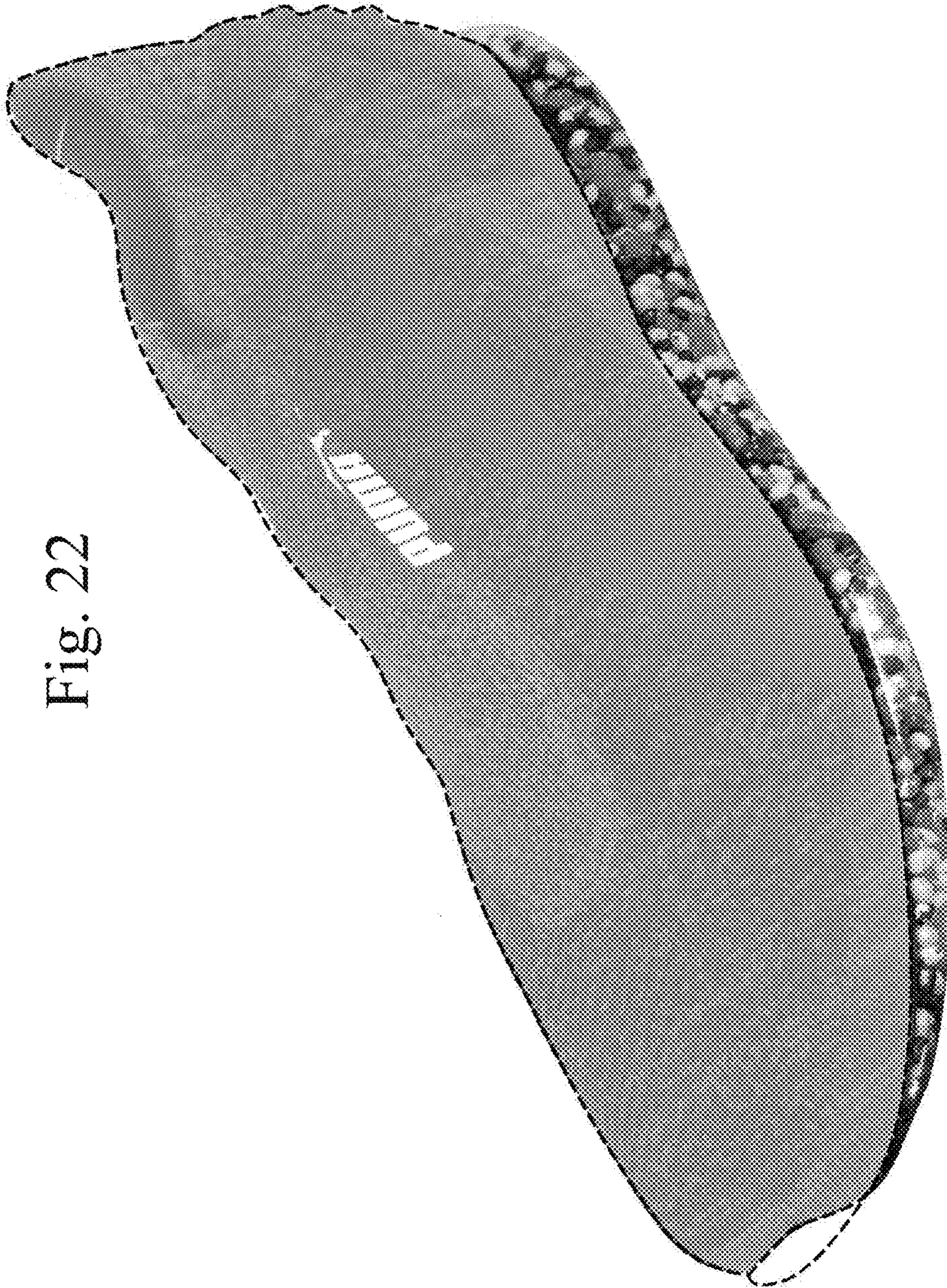


Fig. 22

Fig. 23

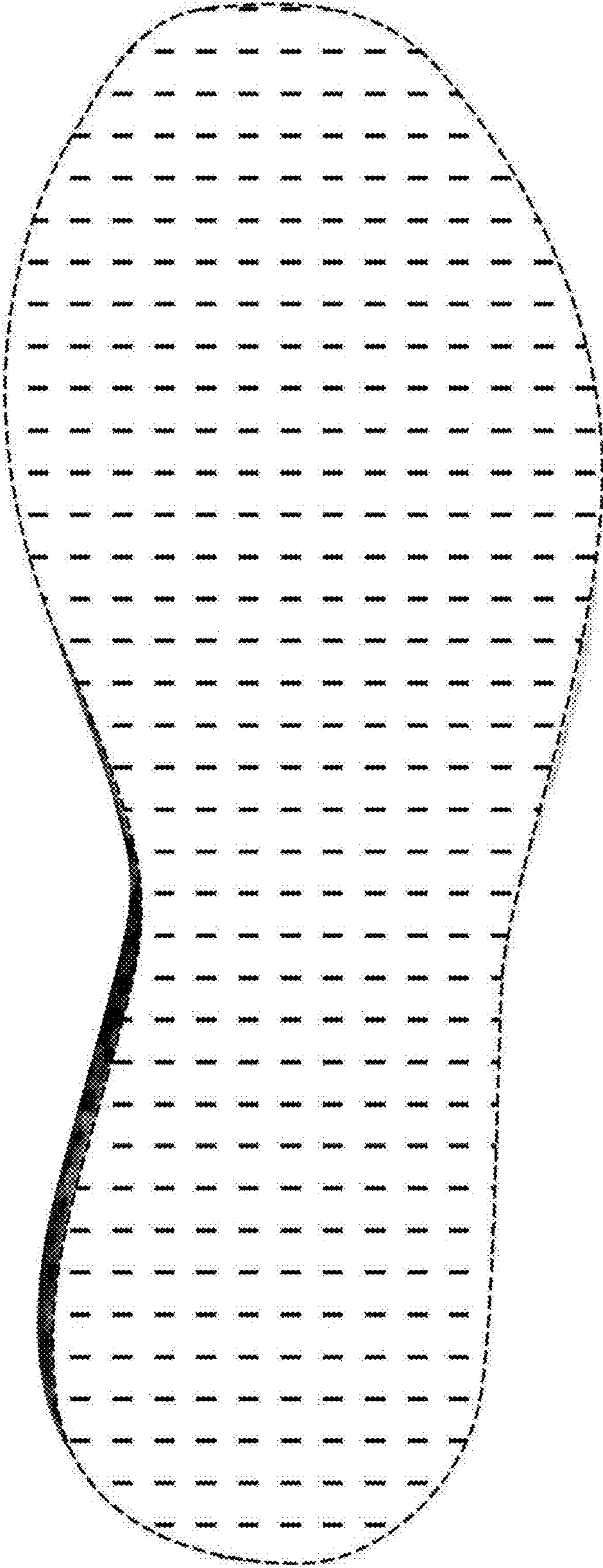




Fig. 24




Fig. 25

Fig. 26




Fig. 27




Fig. 28

