



US00D850758S

(12) **United States Design Patent** (10) **Patent No.:** **US D850,758 S**
Casady (45) **Date of Patent:** **** Jun. 11, 2019**

(54) **ADHESIVE BRA**
(71) Applicant: **Robyn Norris Casady**, Pacific Palisades, CA (US)
(72) Inventor: **Robyn Norris Casady**, Pacific Palisades, CA (US)
(**) Term: **15 Years**
(21) Appl. No.: **29/640,284**
(22) Filed: **Mar. 13, 2018**
(51) **LOC (11) Cl.** **02-01**
(52) **U.S. Cl.**
USPC **D2/706**
(58) **Field of Classification Search**
USPC D2/706-709, 701-703
CPC A41C 3/00; A41C 3/02; A41C 1/06
See application file for complete search history.

D760,473 S * 7/2016 Deal D2/706
D792,053 S * 7/2017 Chen D2/706
D813,495 S * 3/2018 Deal D2/706

OTHER PUBLICATIONS

Author: unknown, Title: DIY Boob Job, Date: unknown.

* cited by examiner

Primary Examiner — Robin V Webster

Assistant Examiner — J. Thorn, Sr.

(74) *Attorney, Agent, or Firm* — Eric Karich; Karich & Associates

(57) **CLAIM**

The ornamental design for a adhesive bra, as shown and described.

DESCRIPTION


FIG. 1 is a perspective view of an adhesive bra, showing my new design being worn by a person;
FIG. 2 is a perspective view of the adhesive bra;
FIG. 3 is a front elevational view thereof;
FIG. 4 is a rear elevational view thereof;
FIG. 5 is a left side elevational view thereof
FIG. 6 is a right side elevational view thereof;
FIG. 7 is a top plan view thereof; and,
FIG. 8 is a bottom plan view thereof.
The broken line showing of a person is included for the purpose of illustrating environmental structure and forms no part of the claimed design. The broken lines shown in FIG. 4 of the drawings form no part of the claimed design.

1 Claim, 3 Drawing Sheets

(56) **References Cited**

U.S. PATENT DOCUMENTS

2,429,680 A * 10/1947 Goddard A41C 3/0007
450/39
2,511,641 A * 6/1950 Kuhn A41C 3/0007
450/39
2,793,369 A * 5/1957 Panighini A41C 3/065
450/39
D294,650 S * 3/1988 De Beys D2/706
D338,771 S * 8/1993 Xanthakis D2/706
D478,406 S * 8/2003 Valentin D2/706
D583,127 S * 12/2008 Deal D2/706



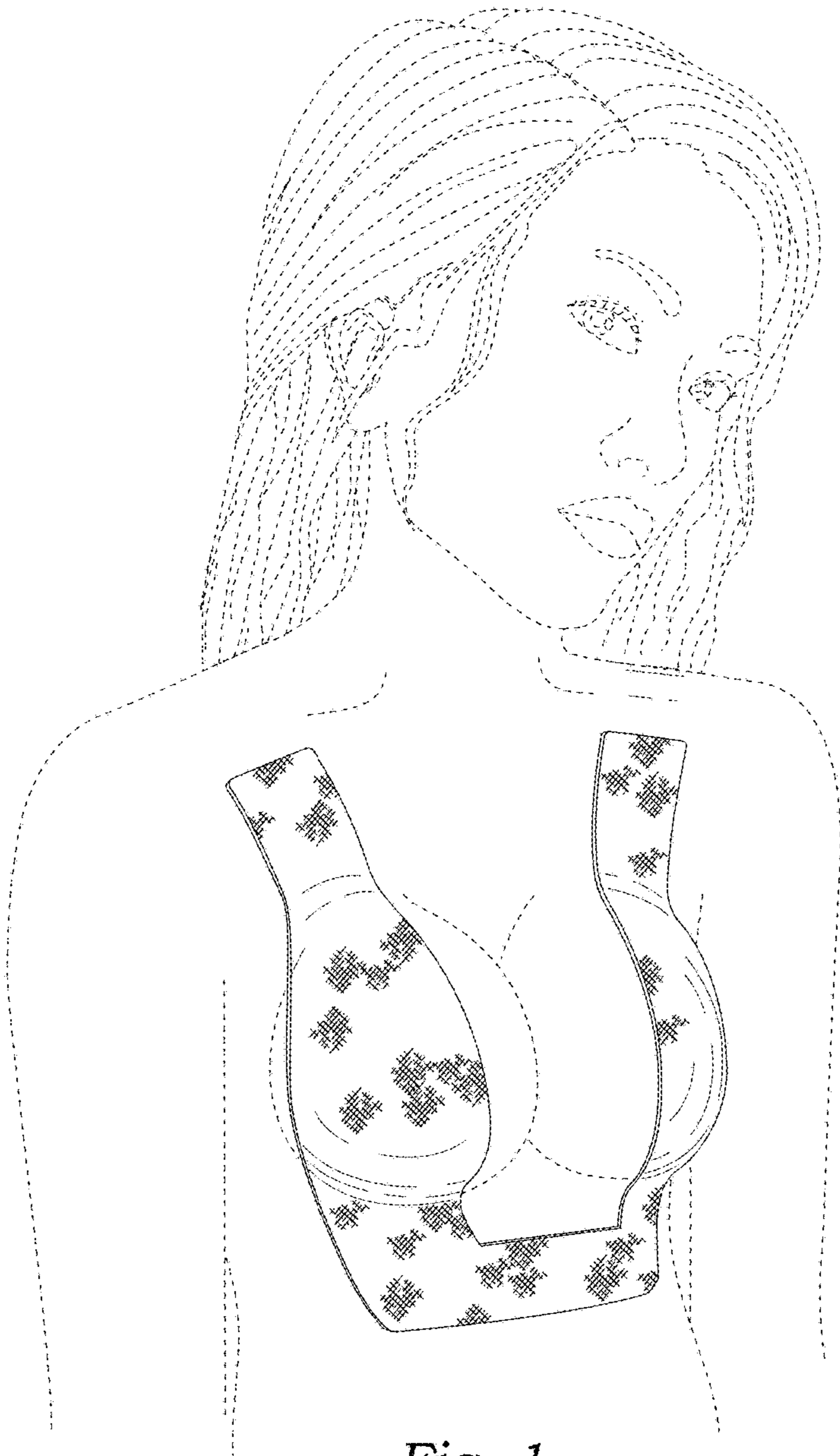


Fig. 1

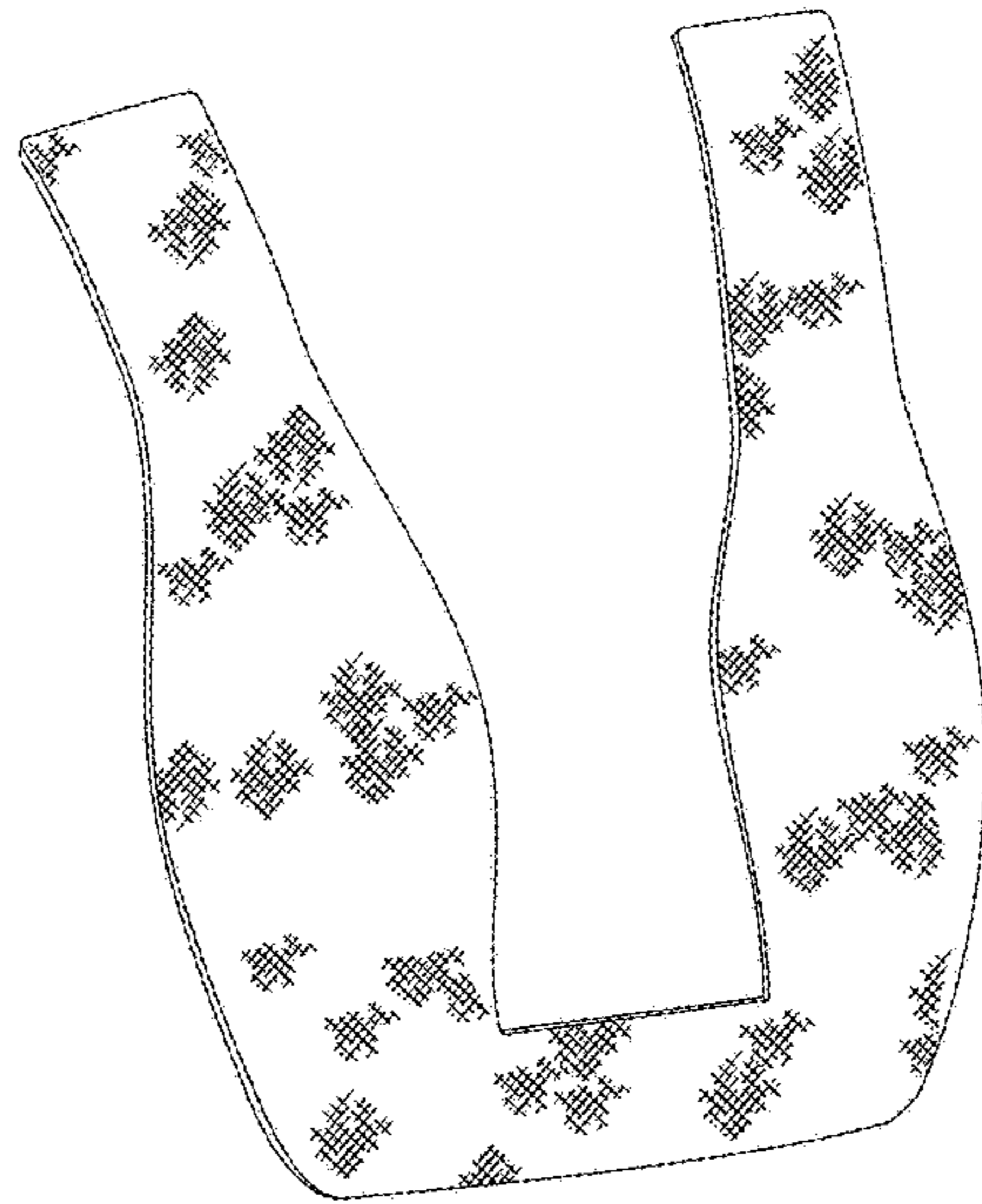


Fig. 2

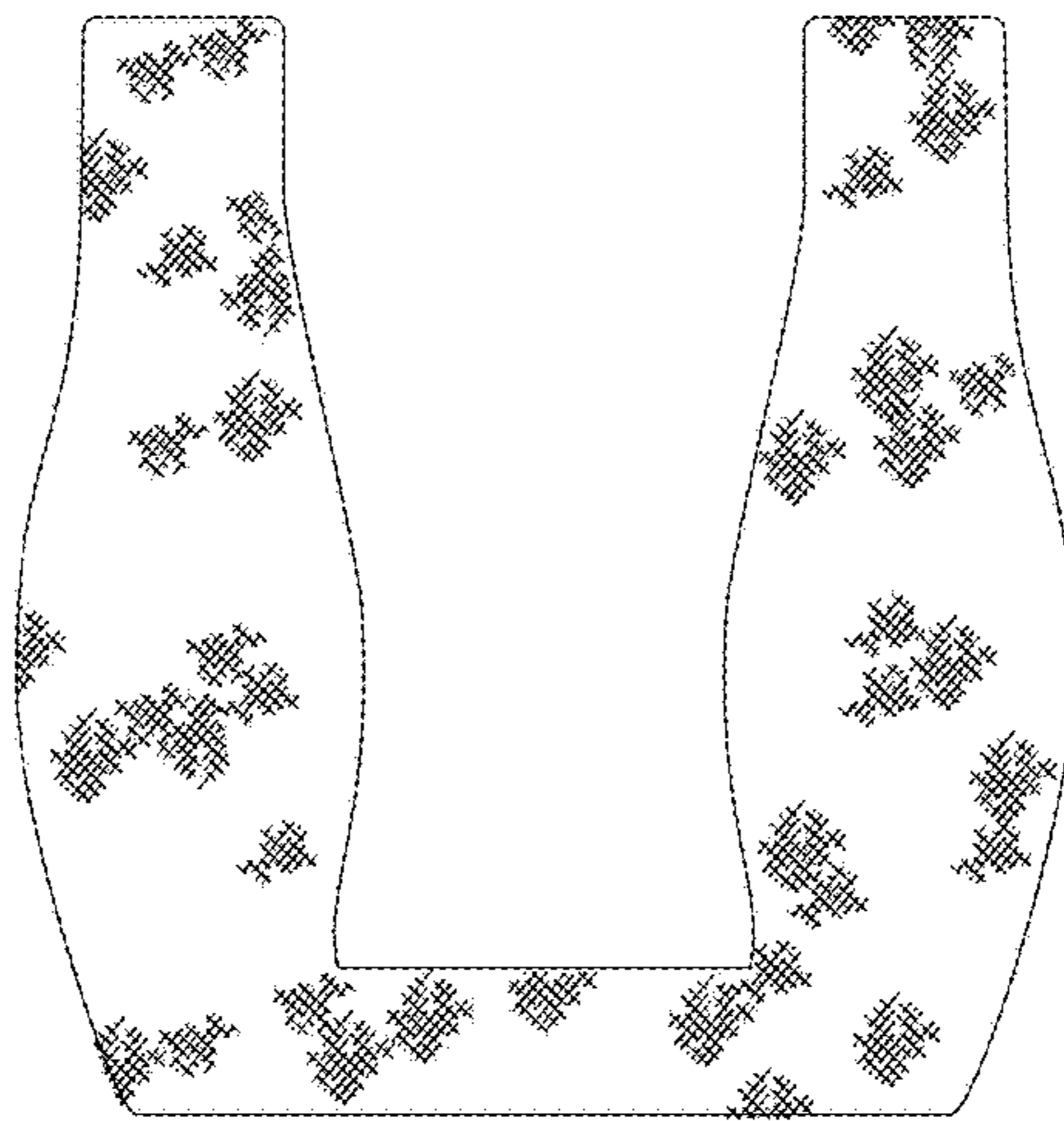


Fig. 3

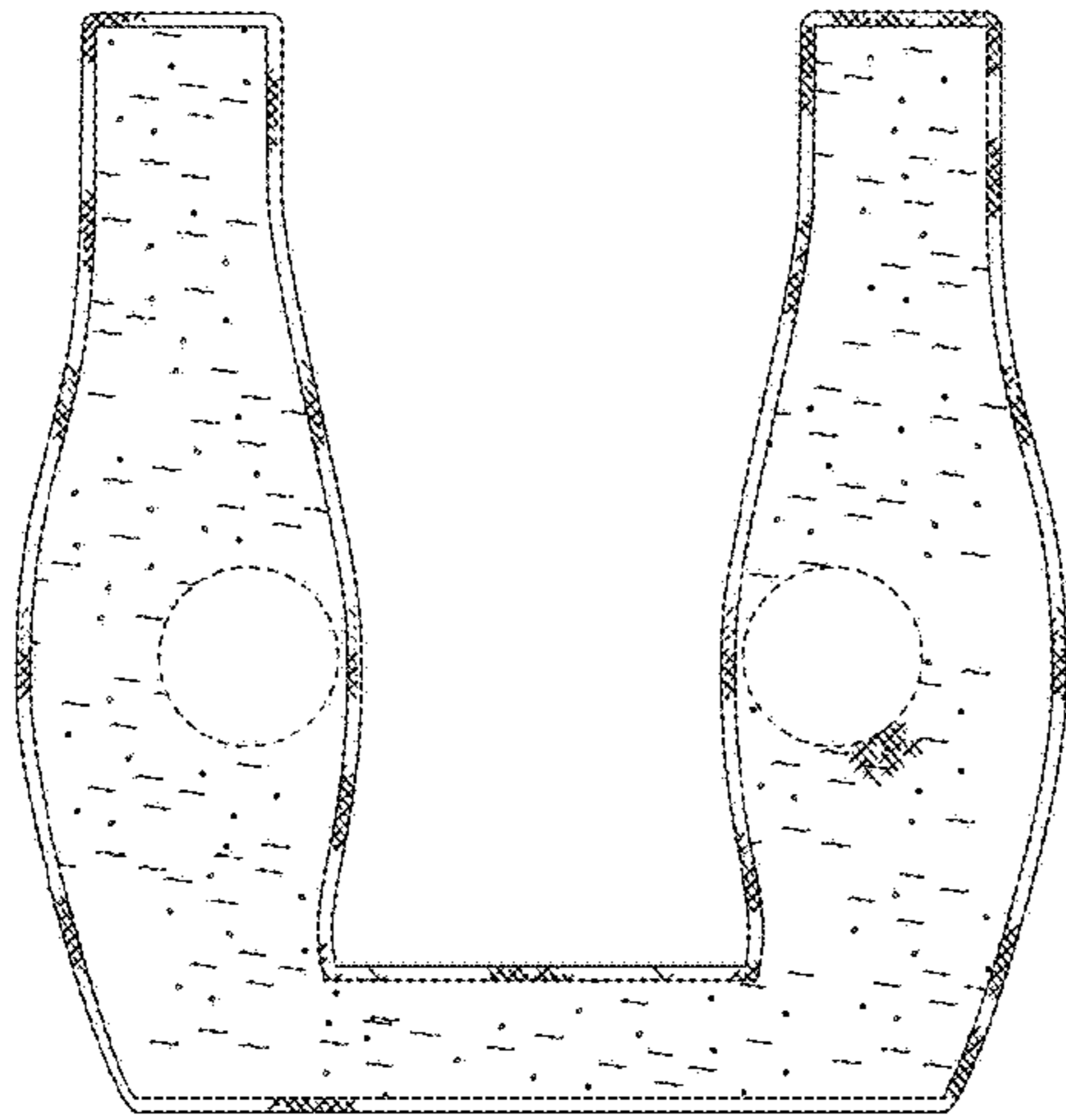


Fig. 4

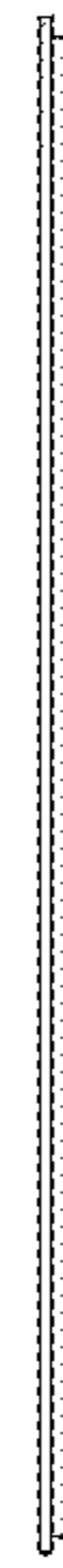


Fig. 5

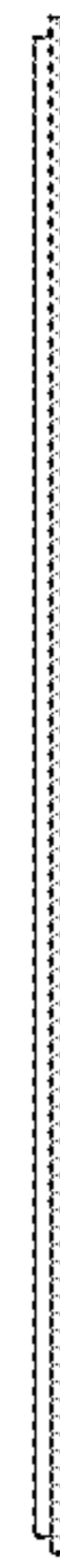


Fig. 6

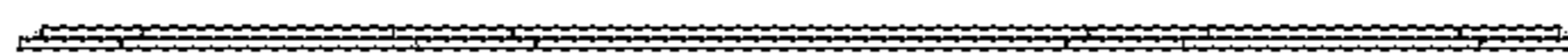


Fig. 7




Fig. 8