



US00D850742S

(12) **United States Design Patent**  
**Krause et al.**

(10) **Patent No.:** **US D850,742 S**  
(45) **Date of Patent:** **\*\* Jun. 4, 2019**

(54) **SCRUBBING SPONGE HANDLE**  
(71) Applicant: **Scrub Daddy, Inc.**, Folcroft, PA (US)  
(72) Inventors: **Aaron C. Krause**, Voorhees, NJ (US);  
**John O'Brien**, Folcroft, PA (US);  
**Aleksandrs Titovs**, Folcroft, PA (US)  
(73) Assignee: **Scrub Daddy, Inc.**, Folcroft, PA (US)  
(\*\*) Term: **15 Years**

D572,873 S \* 7/2008 Hoadley ..... D32/52  
D591,020 S \* 4/2009 Dotterman ..... D32/35  
D606,269 S \* 12/2009 Treeby ..... D32/40  
D609,871 S \* 2/2010 Zach ..... D32/35  
D643,630 S \* 8/2011 Raven ..... D4/138  
D685,970 S \* 7/2013 Williams ..... D32/51  
D687,199 S \* 7/2013 Chen ..... D32/40  
D752,873 S \* 4/2016 Deluca ..... D4/116  
D774,776 S \* 12/2016 Mahiques ..... D4/116  
D811,674 S \* 2/2018 Krause ..... D32/40  
D822,927 S \* 7/2018 Krause ..... D32/43

(Continued)

(21) Appl. No.: **29/636,777**

FOREIGN PATENT DOCUMENTS

(22) Filed: **Feb. 12, 2018**

CN 303606620 \* 3/2016  
CN 304290962 \* 9/2017

**Related U.S. Application Data**

(63) Continuation-in-part of application No. 29/557,885,  
filed on Mar. 14, 2016, now Pat. No. Des. 811,674.

(51) **LOC (11) Cl.** ..... **07-05**

(52) **U.S. Cl.**  
USPC ..... **D32/40**

(58) **Field of Classification Search**  
USPC ..... D8/70, 62, 51; D32/40-43, 45, 50-52,  
D32/25, 17; D4/116, 119, 121-123;  
D24/119, 140-141  
CPC . B08B 1/00; B08B 9/087; A47B 91/06; A61F  
13/38; A47K 11/10  
See application file for complete search history.

OTHER PUBLICATIONS

Scrub Daisy Dish Cleaning Soap Wand, QVC website reviews  
2018, <https://www.qvc.com/Scrub-Daisy-Dish-Cleaning-Soap-Wand-with-Vase-%26-Variety-S...> site visited Nov. 14, 2018.\*

*Primary Examiner* — John Windmuller  
*Assistant Examiner* — John R Yeh  
(74) *Attorney, Agent, or Firm* — Norman E. Lehrer

(57) **CLAIM**

The ornamental design for a scrubbing sponge handle, as  
shown and described.

(56) **References Cited**

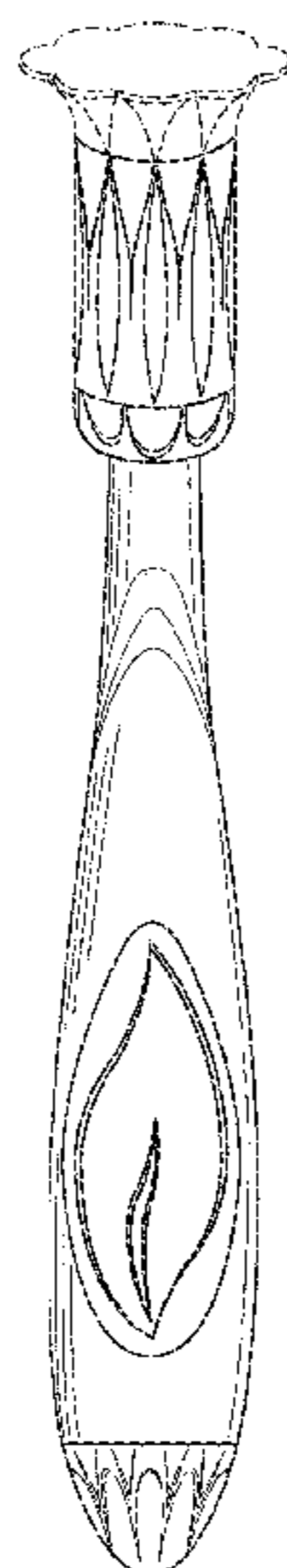
**DESCRIPTION**

U.S. PATENT DOCUMENTS

D218,728 S \* 9/1970 Busse ..... D4/116  
D236,072 S \* 7/1975 Tsang ..... D32/41  
D384,456 S \* 9/1997 Jurica ..... D32/50  
D408,106 S \* 4/1999 Cousins ..... 15/164  
D429,888 S \* 8/2000 Coopersmith ..... D4/108  
D496,512 S \* 9/2004 Treacy ..... D32/51  
6,832,405 B1 \* 12/2004 Miller ..... A47L 13/12  
15/114  
D542,991 S \* 5/2007 Petner ..... D32/51  
D554,314 S \* 10/2007 Kubes ..... D32/45

FIG. 1 is a front elevation view;  
FIG. 2 is a rear elevation view;  
FIG. 3 is a left side elevation view;  
FIG. 4 is a right side elevation view;  
FIG. 5 is a bottom plan view; and,  
FIG. 6 is a front left side perspective view thereof.  
The broken lines represent environment of the scrubbing  
sponge handle that form no part of the claimed design.

**1 Claim, 3 Drawing Sheets**



(56)

**References Cited**

U.S. PATENT DOCUMENTS

2005/0138742 A1\* 6/2005 Jaszenovics ..... A47K 11/10  
15/104.94  
2009/0249572 A1\* 10/2009 Minkler ..... A47K 11/10  
15/210.1  
2014/0251844 A1\* 9/2014 Michelson ..... A47K 11/10  
206/362.3  
2016/0106274 A1\* 4/2016 Eun ..... B32B 5/022  
15/104.93  
2017/0119227 A1\* 5/2017 Chaffee ..... A47K 11/10  
2018/0296043 A1\* 10/2018 Meier ..... A47K 11/10

\* cited by examiner

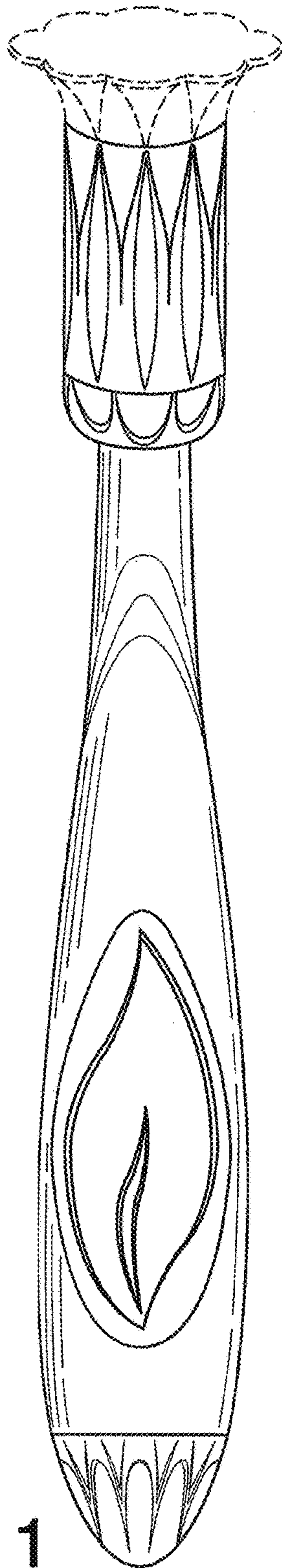


FIG. 1

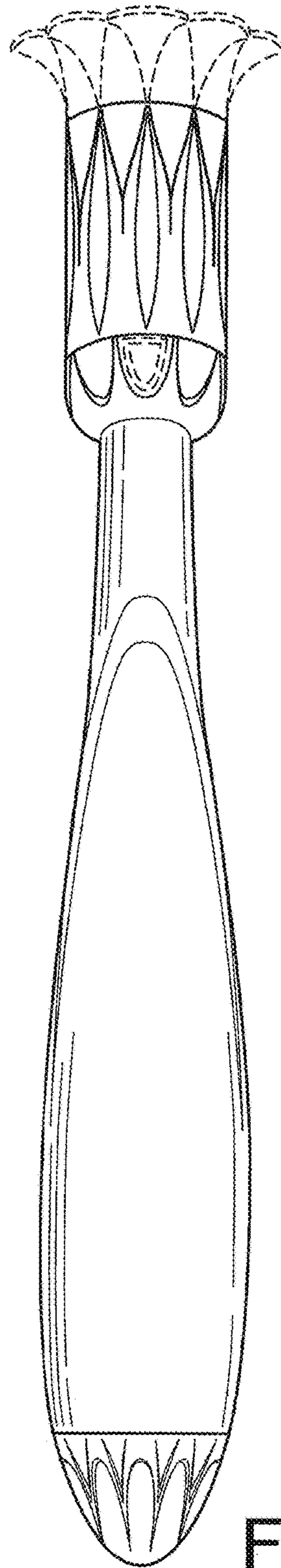


FIG. 2

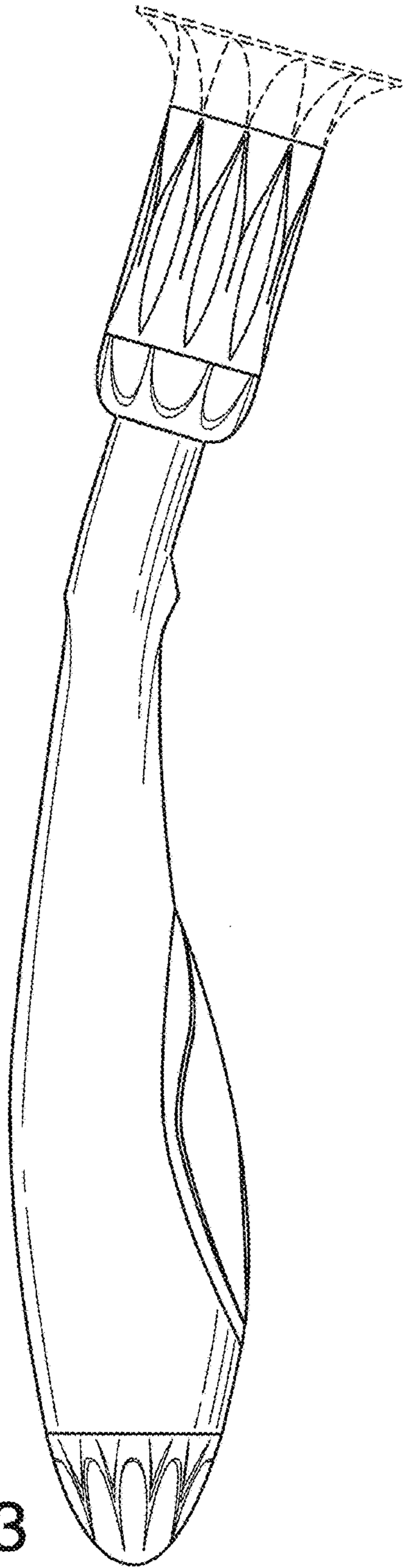


FIG. 3



FIG. 4




FIG. 5

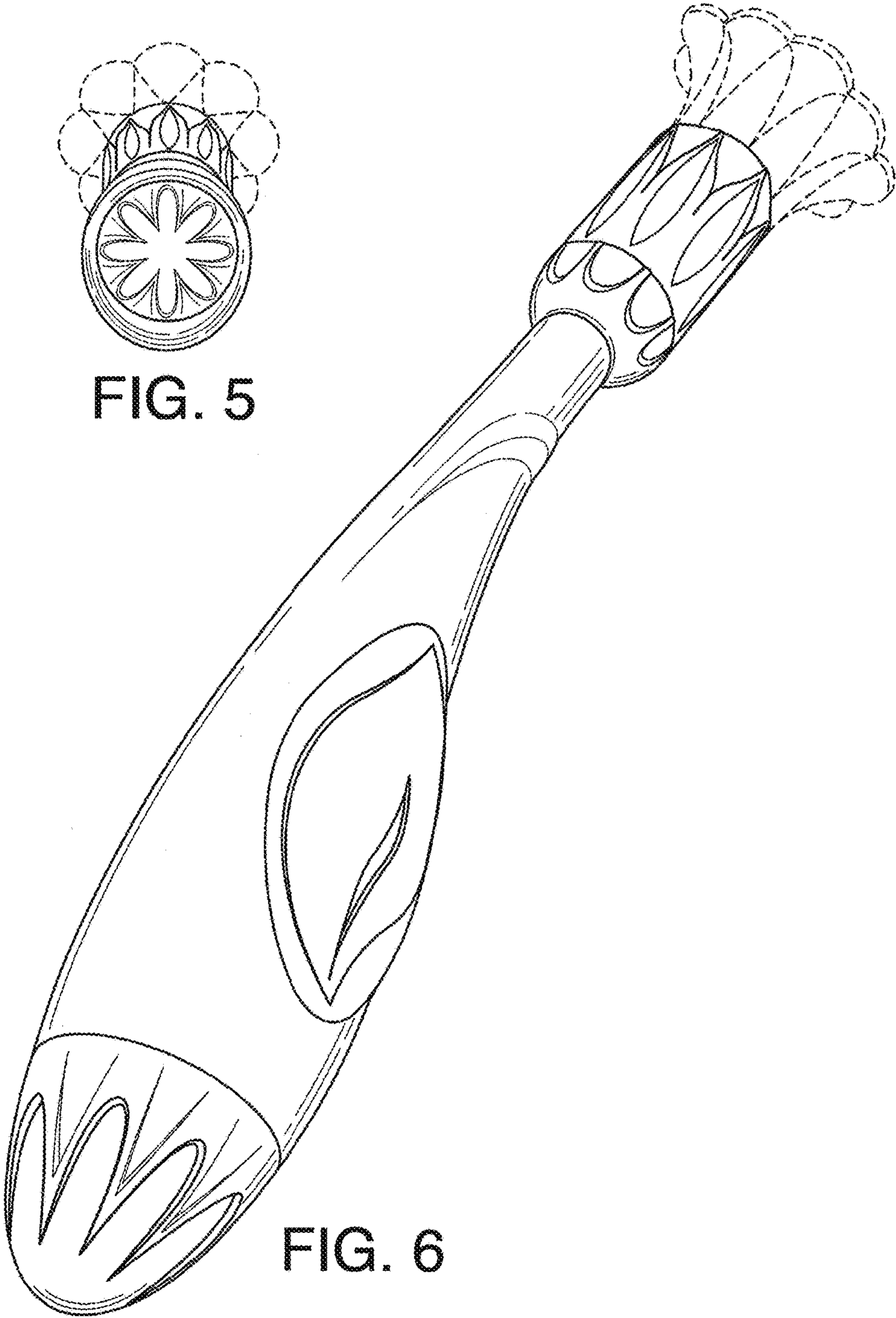


FIG. 6