



US00D850729S

(12) **United States Design Patent**  
**Fowler**

(10) **Patent No.:** **US D850,729 S**  
(45) **Date of Patent:** **\*\* Jun. 4, 2019**

- (54) **ARTICLE OF RESTRAINT**
- (71) Applicant: **Scott A. Fowler**, Hermiston, OR (US)
- (72) Inventor: **Scott A. Fowler**, Hermiston, OR (US)
- (\*\*) Term: **15 Years**
- (21) Appl. No.: **29/639,766**
- (22) Filed: **Mar. 8, 2018**

1,823,697 A	10/1926	Nenstiehl	
4,024,736 A	5/1977	De Michieli	
5,031,639 A	7/1991	Wolfer	
5,613,381 A *	3/1997	Savage	E05B 75/00
			70/16
6,360,747 B1 *	3/2002	Velarde	E05B 75/00
			128/869
7,284,399 B1	10/2007	Sisco	
D572,621 S *	7/2008	Osipov	D11/13
7,424,811 B2 *	9/2008	Ham	E05B 15/0046
			70/16
D589,653 S *	3/2009	Parsons	D29/120.2

\* cited by examiner

**Related U.S. Application Data**

- (63) Continuation-in-part of application No. 15/454,393, filed on Mar. 9, 2017, now abandoned.
- (51) **LOC (11) Cl.** ..... **29-02**
- (52) **U.S. Cl.**  
USPC ..... **D29/120.2**
- (58) **Field of Classification Search**  
USPC ..... D29/120.1, 120.2, 113; 2/16, 17, 170;  
24/16 PB; 70/14-19; 119/770; 128/869,  
128/878  
CPC ..... E05B 75/00; A61F 5/3715  
See application file for complete search history.

*Primary Examiner* — Randall H Gholson  
(74) *Attorney, Agent, or Firm* — Cramer Patent & Design, PLLC; Aaron R. Cramer

(57) **CLAIM**

The ornamental design for an article of restraint, as shown and described.

**DESCRIPTION**

FIG. 1 is a perspective top front left view of an article of restraint, showing my new design;  
FIG. 2 is a perspective top rear right view thereof;  
FIG. 3 is a rear elevation view thereof;  
FIG. 4 is a front elevation view thereof;  
FIG. 5 is a right elevation view thereof;  
FIG. 6 is a left elevation view thereof;  
FIG. 7 is a top plan view thereof; and,  
FIG. 8 is a bottom plan view thereof.

(56) **References Cited**

**U.S. PATENT DOCUMENTS**

172,476 A	1/1876	Palmer	
380,441 A	4/1888	Hyatt	
1,056,079 A	3/1913	Wood	
1,536,551 A *	5/1925	Young	A01K 15/04
			119/819

**1 Claim, 8 Drawing Sheets**





FIG. 1



FIG. 2

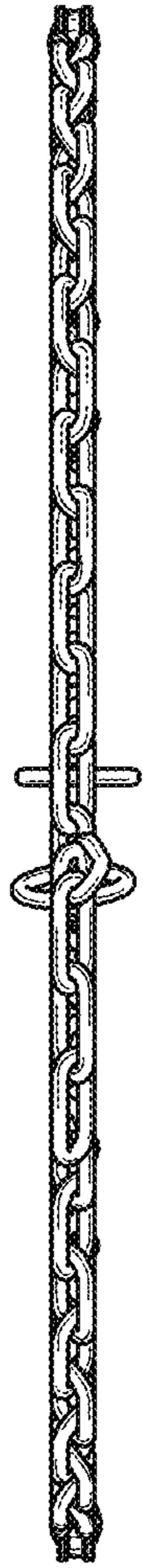


FIG. 3




FIG. 4

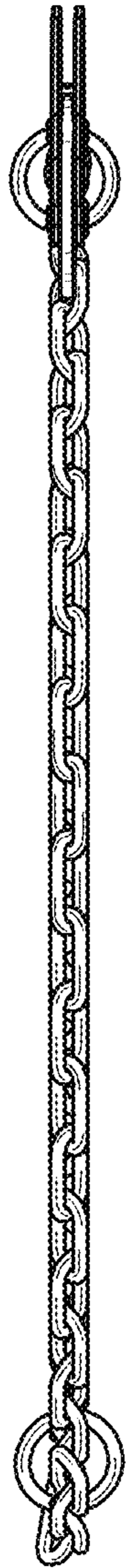


FIG. 5

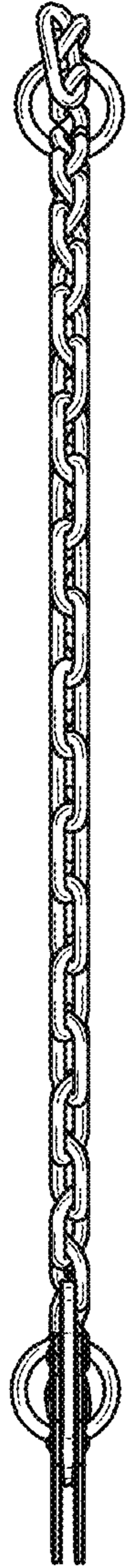


FIG. 6

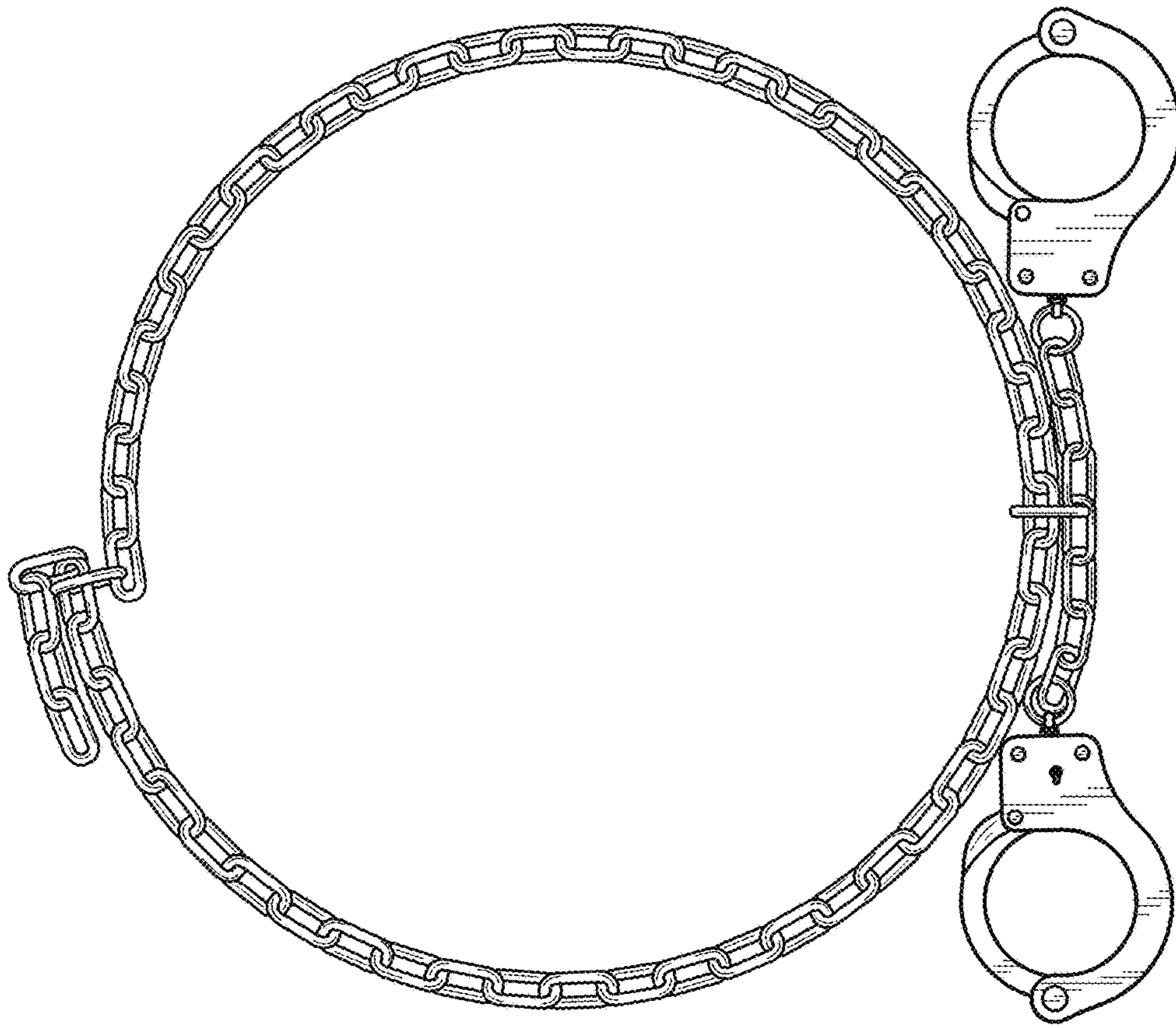


FIG. 7



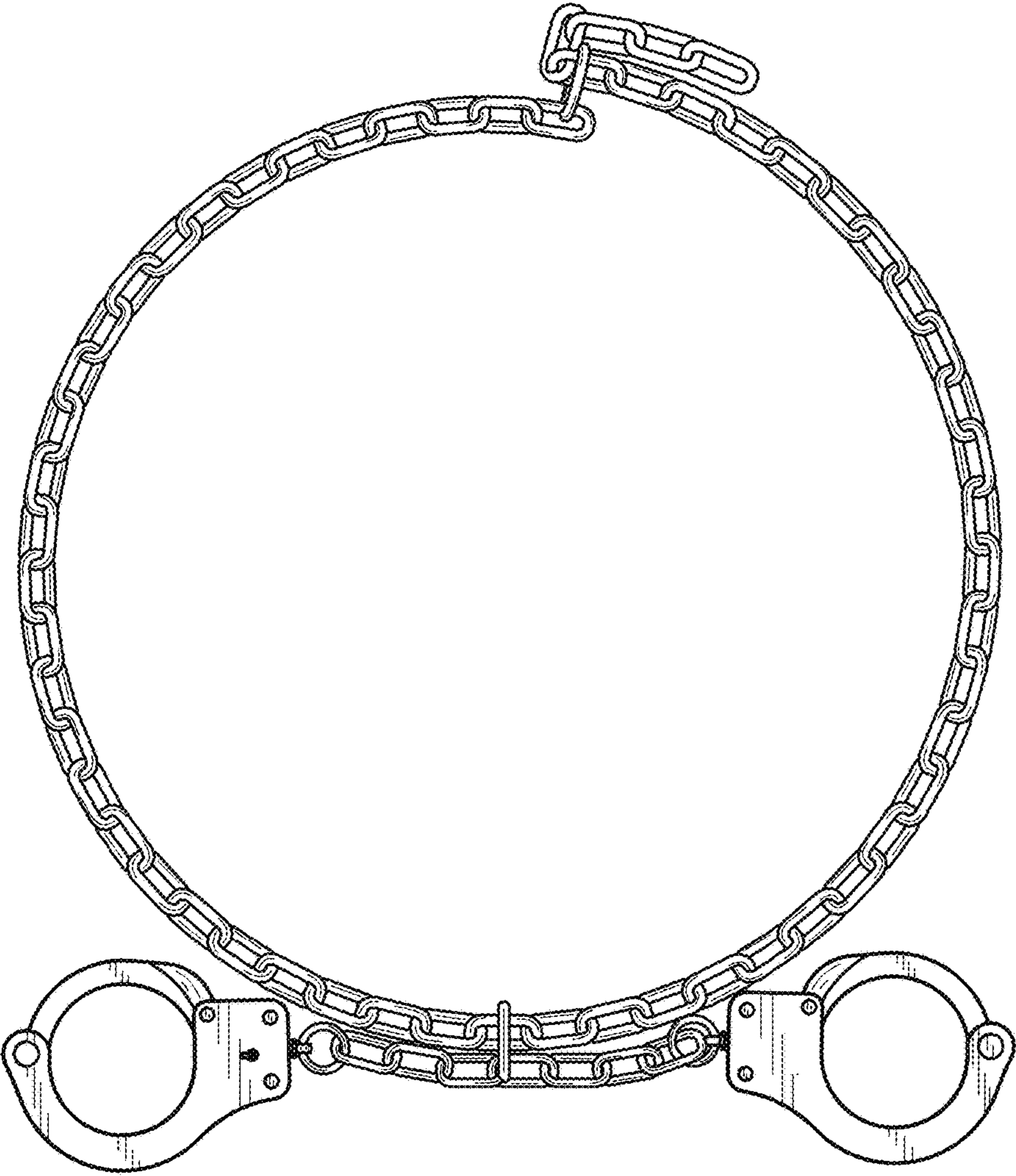


FIG. 8