



US00D850710S

(12) **United States Design Patent**
Wu

(10) **Patent No.:** **US D850,710 S**
(45) **Date of Patent:** **** Jun. 4, 2019**

(54) **ELECTRONIC CIGARETTE**
(71) Applicant: **Shenzhen Hijocund Technology Co., Ltd, Shenzhen (CN)**
(72) Inventor: **Jianhua Wu, Shenzhen (CN)**
(73) Assignee: **SHENZHEN HIJOCUND TECHNOLOGY CO., LTD, Shenzhen (CN)**

D575,384 S * 8/2008 Huang D23/366
D579,548 S * 10/2008 Birath D24/110
D593,406 S * 6/2009 Verebelyi D27/189
D611,583 S * 3/2010 Jorgensen D23/366
D611,588 S * 3/2010 Jorgensen D23/366
D621,495 S * 8/2010 Li D23/366
D647,193 S * 10/2011 Kim D23/366
D672,715 S * 12/2012 Brunner D13/110
D676,539 S * 2/2013 Sanders D23/366
D689,999 S * 9/2013 Viala D23/366
D737,419 S * 8/2015 Emarlou D23/366
D752,807 S * 3/2016 Young D23/362

(**) Term: **15 Years**

(Continued)

(21) Appl. No.: **29/641,076**
(22) Filed: **Mar. 19, 2018**
(51) **LOC (11) Cl.** **27-01**
(52) **U.S. Cl.**
USPC **D27/101**
(58) **Field of Classification Search**
USPC D27/100, 101, 139-161, 162-194;
D23/366; D7/416; D24/110; D19/101,
D19/106, 115, 165, 195
CPC A24F 47/008; A24F 47/002; A24F 7/00;
A24F 15/12; F23Q 2/164
See application file for complete search history.

OTHER PUBLICATIONS

Bing similar image saerch for oval vape vaporizer. found online [Jan. 14, 2019] https://www.bing.com/images/search?view=detailV2&id=D78067A8DF458E233FF19110F847647838629B39&thid=OIP.QSdCn5glGlf_Z_dQjHs-1gHaHa&mediaurl=http%3A%2F%2Fwww.ecigsbuy.com%2Fimages%2F%2F201807%2F15318213460.jpg&exph=800&expw=800&q=oval+vape+.*

Primary Examiner — Marissa J Cash

(57) **CLAIM**

The ornamental design for an electronic cigarette, as shown and described.

(56) **References Cited**

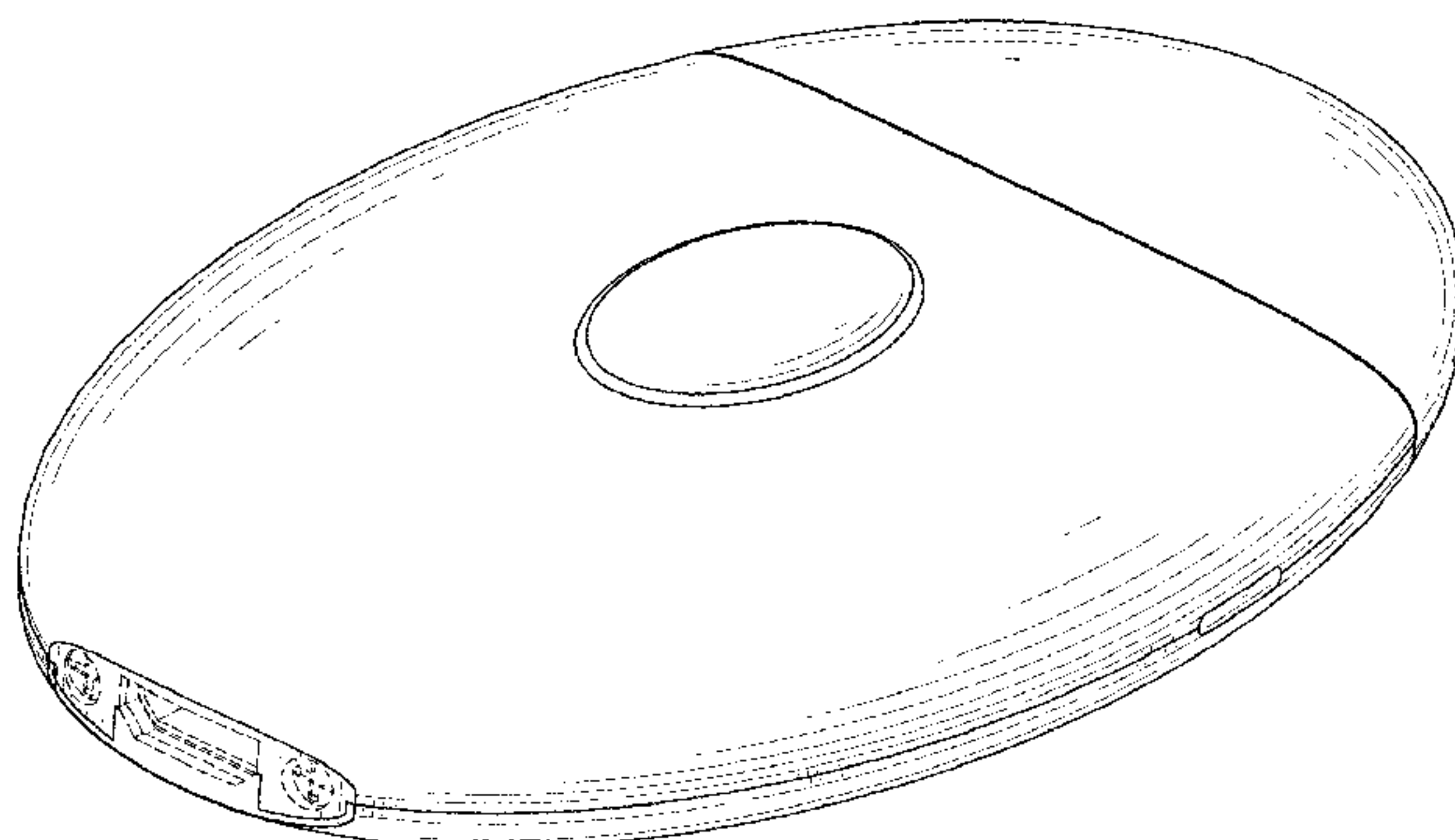
DESCRIPTION

U.S. PATENT DOCUMENTS

D158,215 S * 4/1950 Peterson D27/159
D197,299 S * 1/1964 Quercia D27/158
D289,920 S * 5/1987 O'Neil, Jr. D23/366
D323,292 S * 1/1992 Jones D9/424
D346,876 S * 5/1994 Cockram D27/156
D348,327 S * 6/1994 Ichikawa D27/154
D348,328 S * 6/1994 Maruyama D27/157
D373,993 S * 9/1996 Kettula D13/107
D440,351 S * 4/2001 Chen D27/154
D466,644 S * 12/2002 Cohen Harel D27/141
D518,171 S * 3/2006 Anderson D24/110
D522,118 S * 5/2006 Miro D23/366
D553,729 S * 10/2007 Bayly D23/366
D565,715 S * 4/2008 Wu D23/366
D572,406 S * 7/2008 Masoud D27/161

FIG. 1 is a top perspective view of an electronic cigarette showing my new design;
FIG. 2 is a bottom perspective view thereof;
FIG. 3 is a front elevational view thereof;
FIG. 4 is a rear elevational view thereof;
FIG. 5 is a left side elevational view thereof;
FIG. 6 is a right side elevational view thereof;
FIG. 7 is a top plan view thereof; and,
FIG. 8 is a bottom plan view thereof.
The broken lines are for the purpose of illustrating portions of the electronic cigarette that form no part of the claimed design.

1 Claim, 8 Drawing Sheets



(56)

References Cited

U.S. PATENT DOCUMENTS

D758,004	S	*	5/2016	Freshwater	D27/163
D761,408	S	*	7/2016	Kramer	D23/366
D766,417	S	*	9/2016	Lane	D23/366
D768,835	S	*	10/2016	Lane	D23/366
D790,125	S	*	6/2017	Beer	D27/101
D795,414	S	*	8/2017	Soni	D24/110
D804,015	S	*	11/2017	Lamba	D24/110
D807,486	S	*	1/2018	Li	D23/366
D809,648	S	*	2/2018	Ohrt	D24/110
D810,263	S	*	2/2018	Lu	D23/366
D813,366	S	*	3/2018	Tang	D23/366
D820,514	S	*	6/2018	Durand	D27/162
D829,981	S	*	10/2018	Chen	D27/162
D832,504	S	*	10/2018	Qiu	D27/163
D833,672	S	*	11/2018	Qiu	D27/163
2011/0271958	A1	*	11/2011	Sawant	A61M 15/0045 128/203.21

* cited by examiner

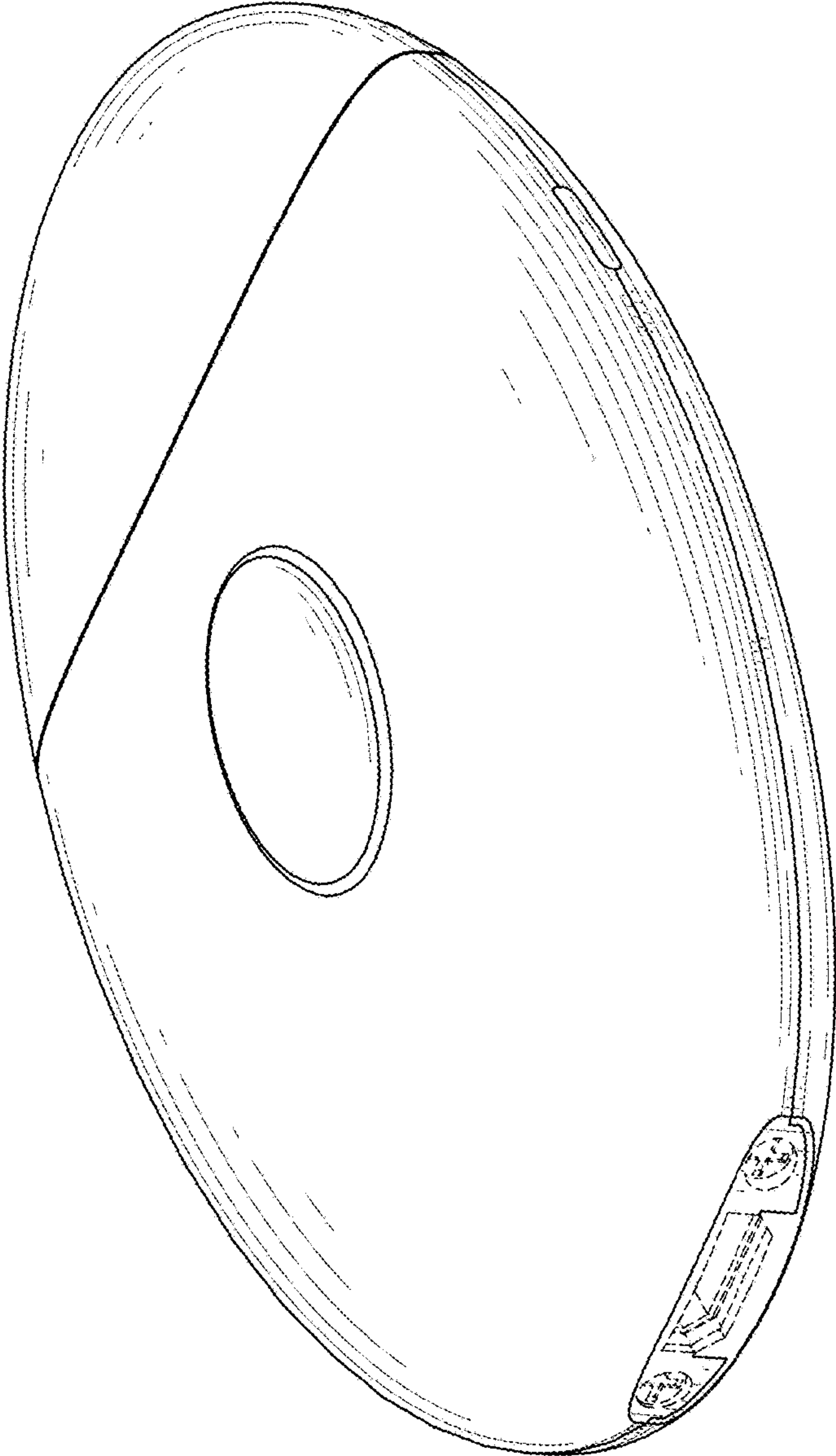


FIG. 1

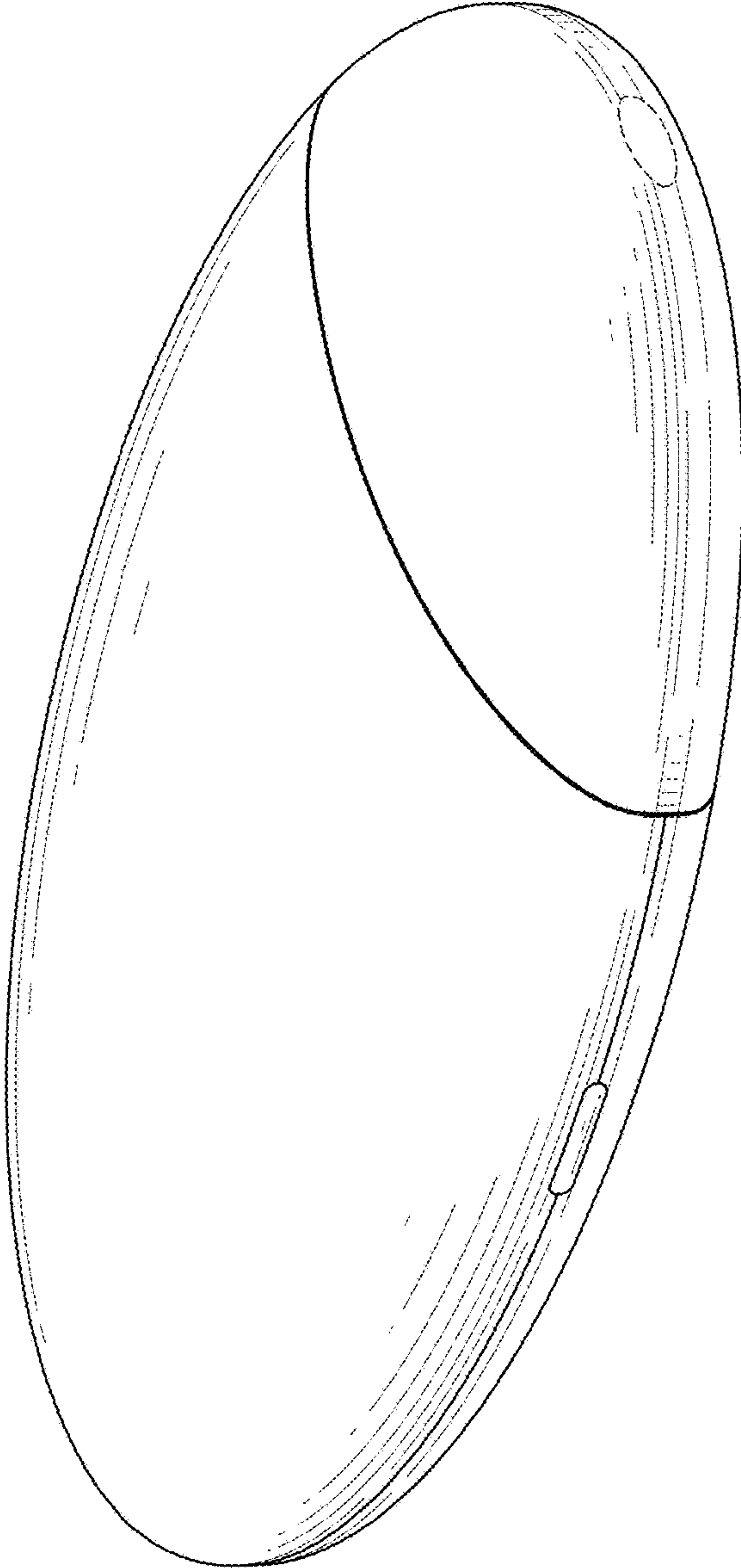


FIG. 2

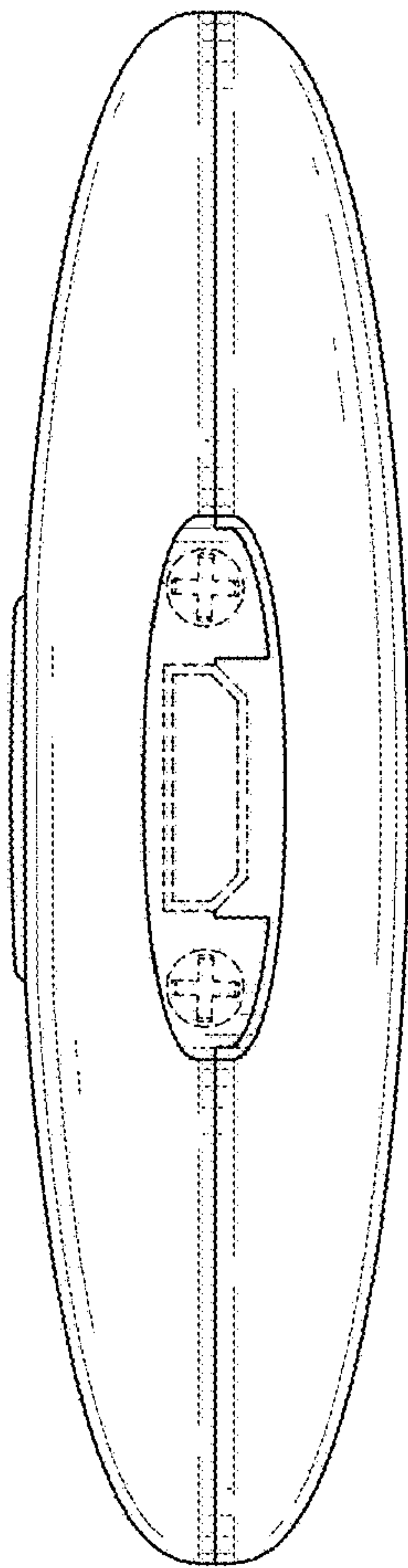


FIG. 3

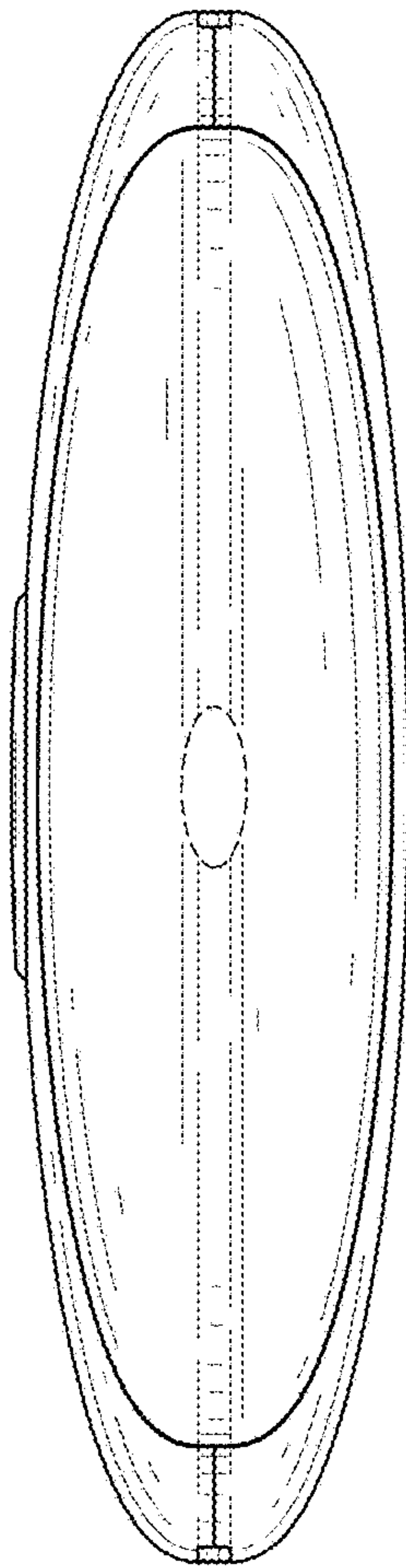


FIG. 4

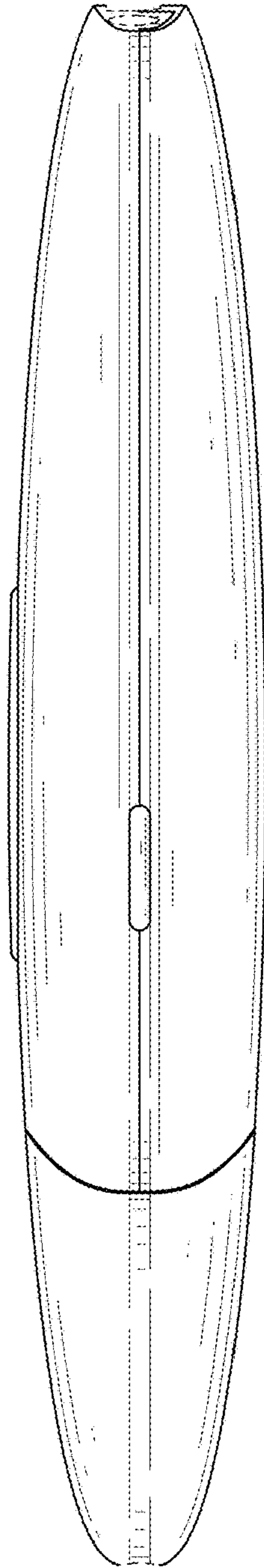


FIG. 5

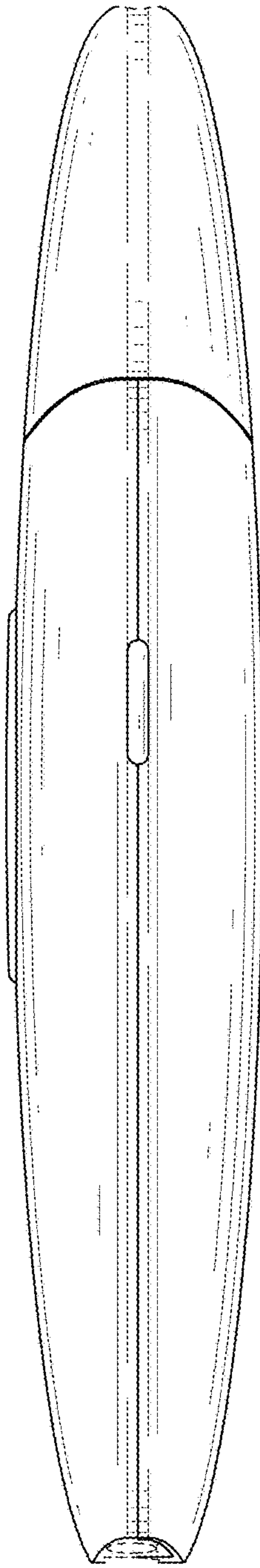


FIG. 6

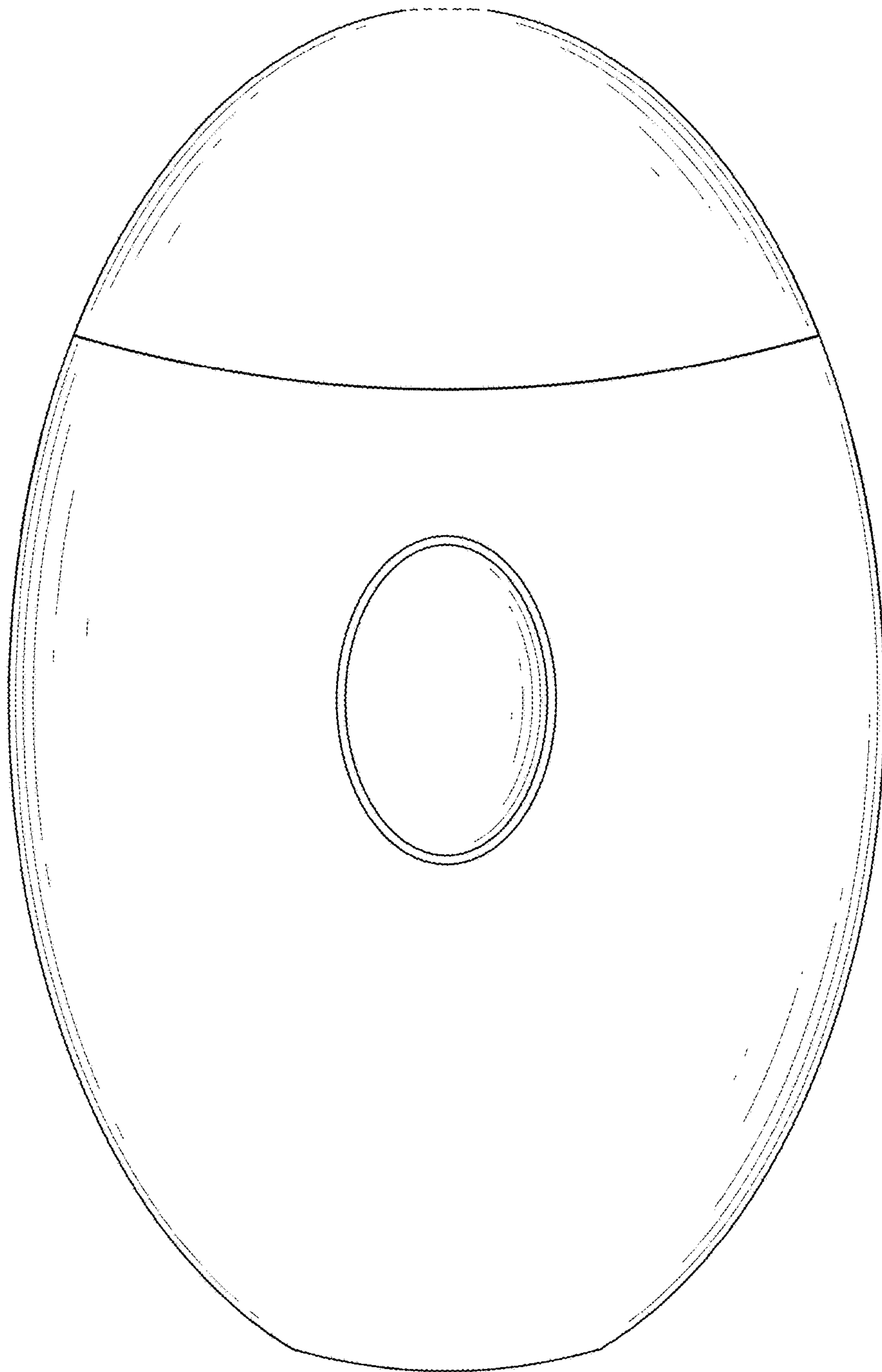


FIG. 7

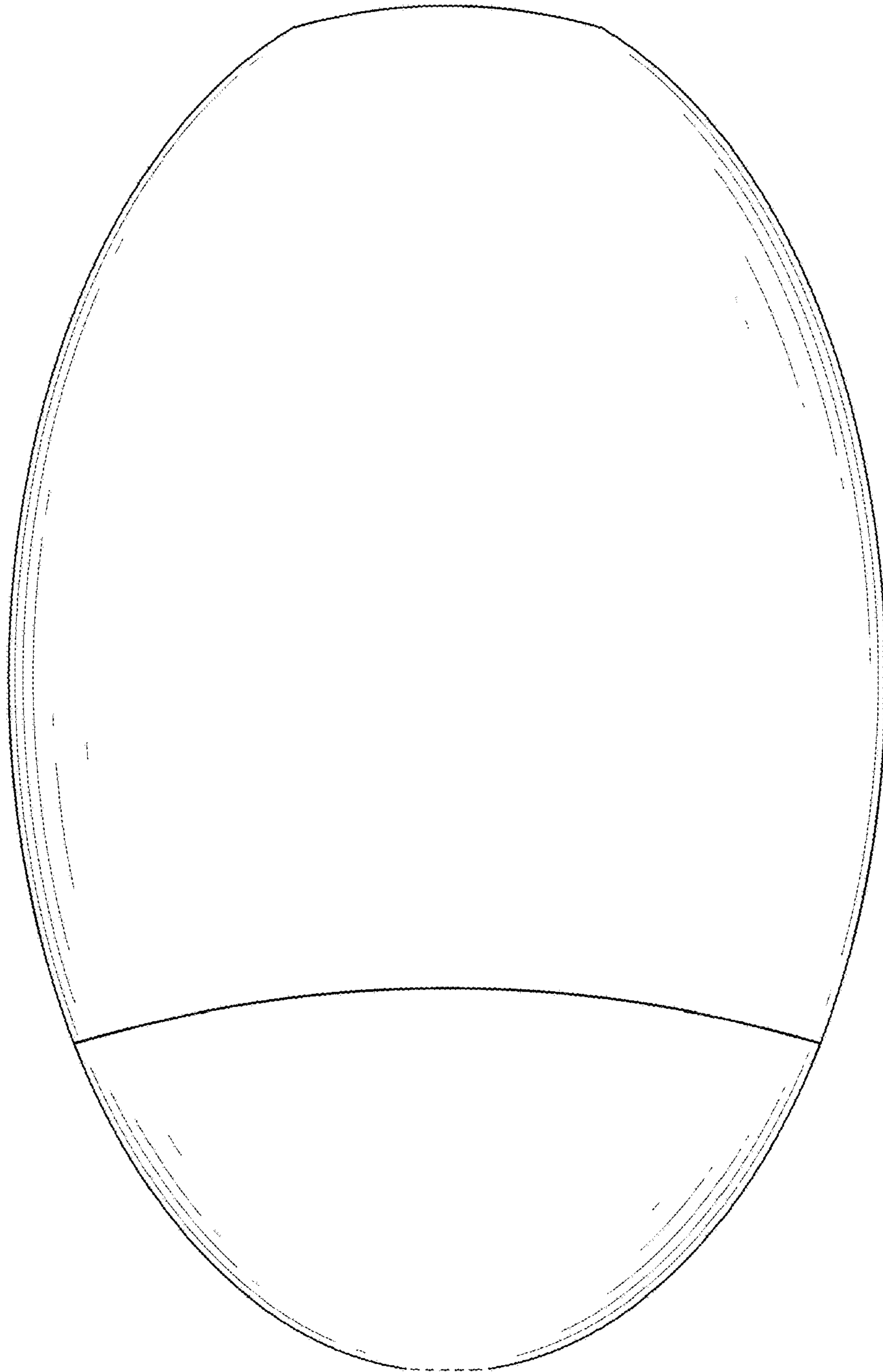


FIG. 8