



US00D850708S

(12) **United States Design Patent**
Mullen

(10) **Patent No.:** **US D850,708 S**

(45) **Date of Patent:** **** Jun. 4, 2019**

- (54) **RUBBERIZED LIGHT HOUSING**
- (71) Applicant: **Nate Mullen**, Valley Center, CA (US)
- (72) Inventor: **Nate Mullen**, Valley Center, CA (US)
- (73) Assignee: **Roly LLC**, Watford City, ND (US)
- (**) Term: **15 Years**
- (21) Appl. No.: **29/622,581**
- (22) Filed: **Oct. 18, 2017**
- (51) **LOC (11) Cl.** **26-05**
- (52) **U.S. Cl.**
USPC **D26/138**
- (58) **Field of Classification Search**
USPC D26/76, 78, 79, 80, 81, 82, 83, 85, 86,
D26/88, 90, 93, 111, 113, 118, 119, 120,
D26/121, 122, 138, 139, 140, 141, 142,
D26/152
CPC F21S 2/00; F21S 4/00; F21S 4/003; F21S
4/005; F21S 4/006; F21S 4/007; F21S
4/008; F21S 6/00; F21S 8/00; F21S
8/024; F21S 8/026; F21S 8/031; F21S
8/033; F21S 8/035–8/037; F21S 8/04;
F21S 8/043; F21S 8/063
See application file for complete search history.

D581,586 S *	11/2008	Conroy	D26/138
D586,937 S *	2/2009	Klein	D26/104
D612,979 S *	3/2010	Holsinger	D26/138
D614,800 S *	4/2010	Barbeau	D26/97
D698,062 S *	1/2014	Burke	D26/67
D709,643 S *	7/2014	Köhler	D26/138
D710,536 S *	8/2014	Mollaghaffari	D26/138
D769,516 S *	10/2016	Kovalchick	D26/138
D784,601 S *	4/2017	Yang	D26/138

* cited by examiner

Primary Examiner — Natasha Vujcic

(74) *Attorney, Agent, or Firm* — Kelly & Kelley, LLP

(57) **CLAIM**

The ornamental design for a rubberized light housing, as shown and described.

DESCRIPTION

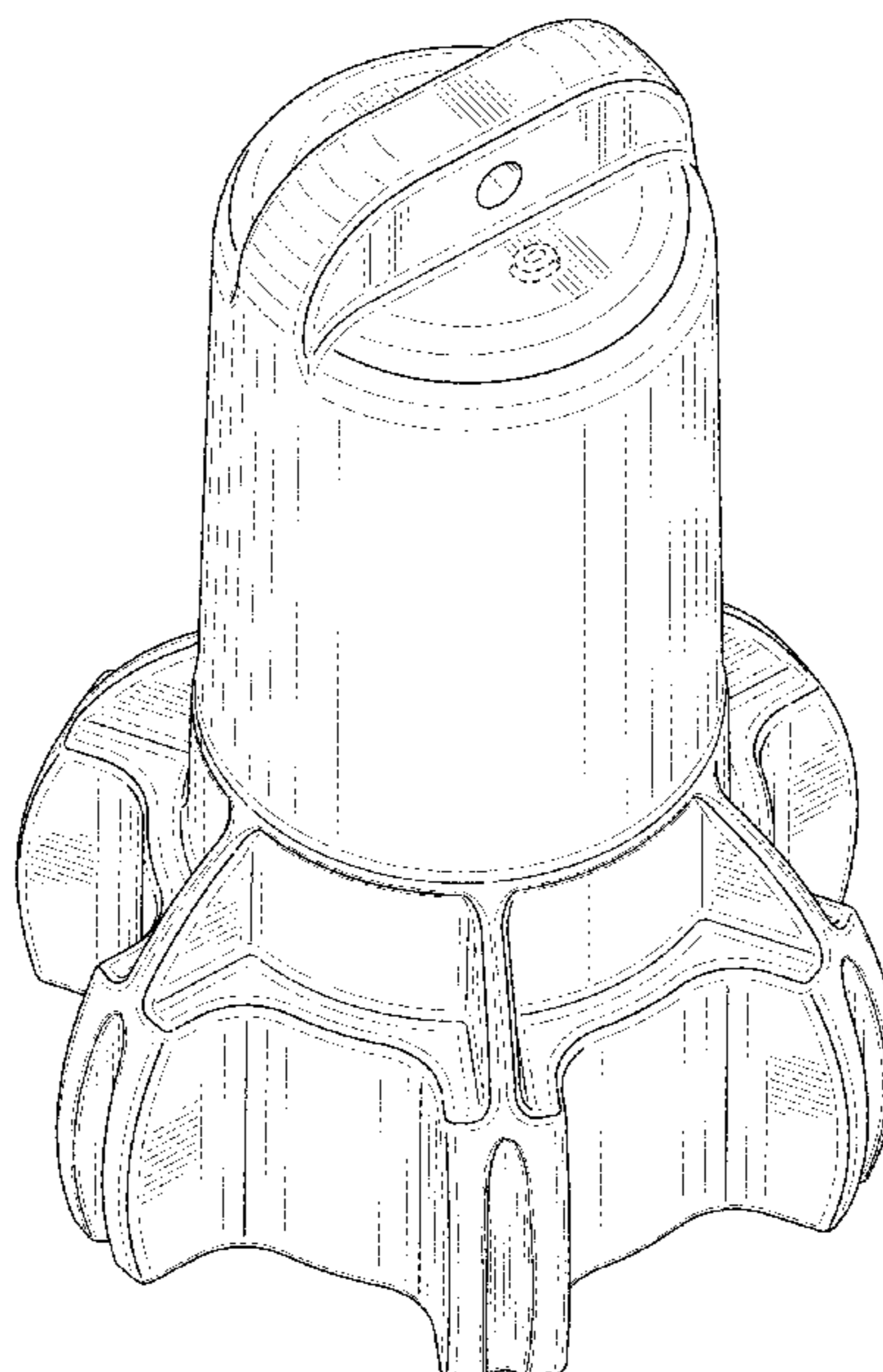
FIG. 1 is a perspective view from an elevated angle of a rubberized light housing of the present invention; FIG. 2 is a perspective view from an opposite lowered angle of the rubberized light housing of the present invention; FIG. 3 is a front view of the rubberized light housing of the present invention; FIG. 4 is a back view of the rubberized light housing of the present invention; FIG. 5 is a left side view of the rubberized light housing of the present invention (the right side view being a mirror image); and FIG. 6 is a top view of the rubberized light housing of the present invention; and, FIG. 7 is a bottom view of the rubberized light housing of the present invention. The broken lines in the drawings illustrate features of the rubberized light housing that form no part of the claimed design.

1 Claim, 7 Drawing Sheets

(56) **References Cited**

U.S. PATENT DOCUMENTS

D430,950 S *	9/2000	Lee	D26/104
6,113,048 A *	9/2000	Shire	F21V 35/00 248/309.1
D433,769 S *	11/2000	Liu	D26/104
D489,840 S *	5/2004	Liao	D26/104
D523,973 S *	6/2006	Brady	D26/26
D576,344 S *	9/2008	Conroy	D26/138
D576,762 S *	9/2008	Conroy	D26/138



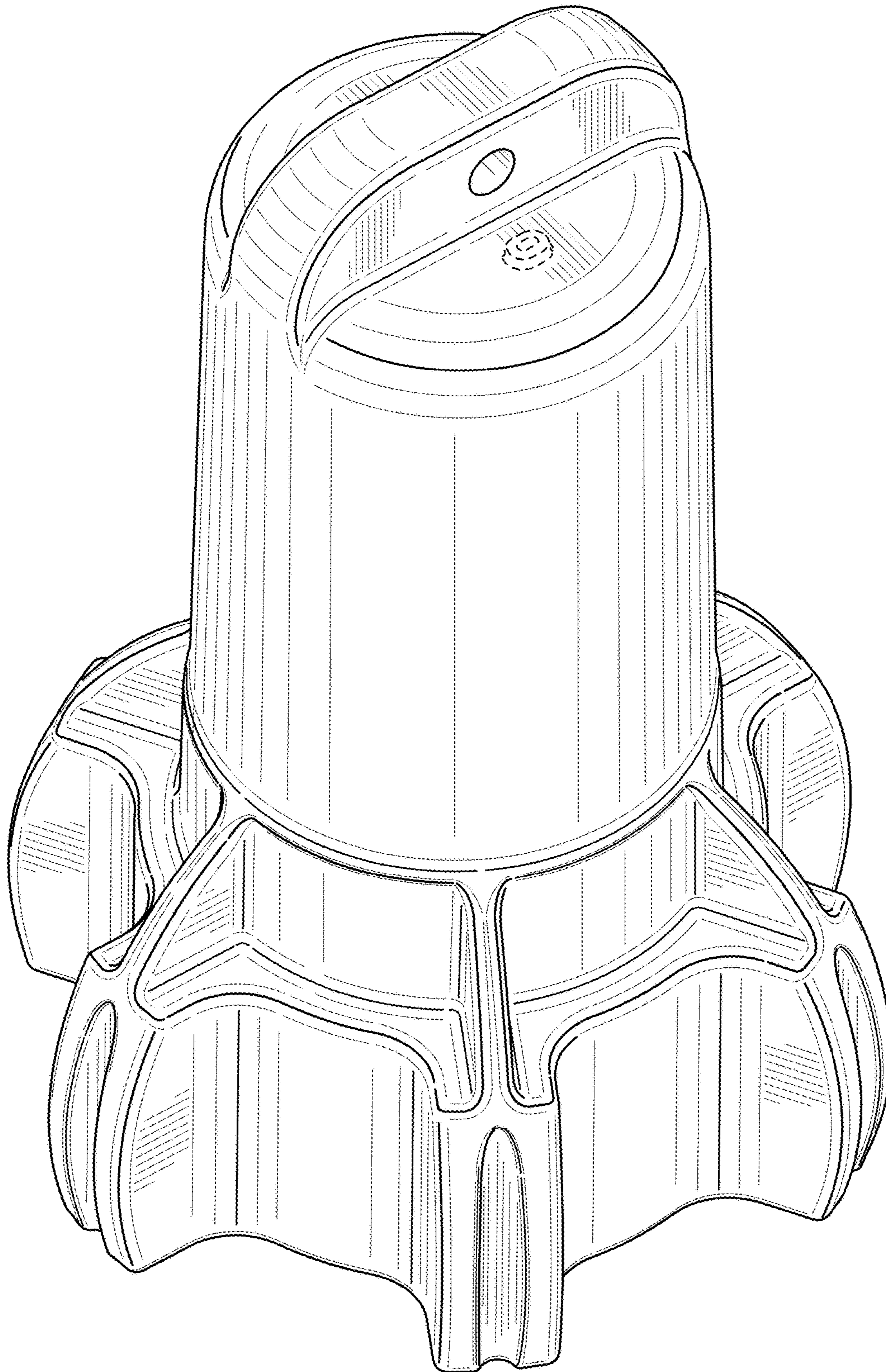


FIG. 1

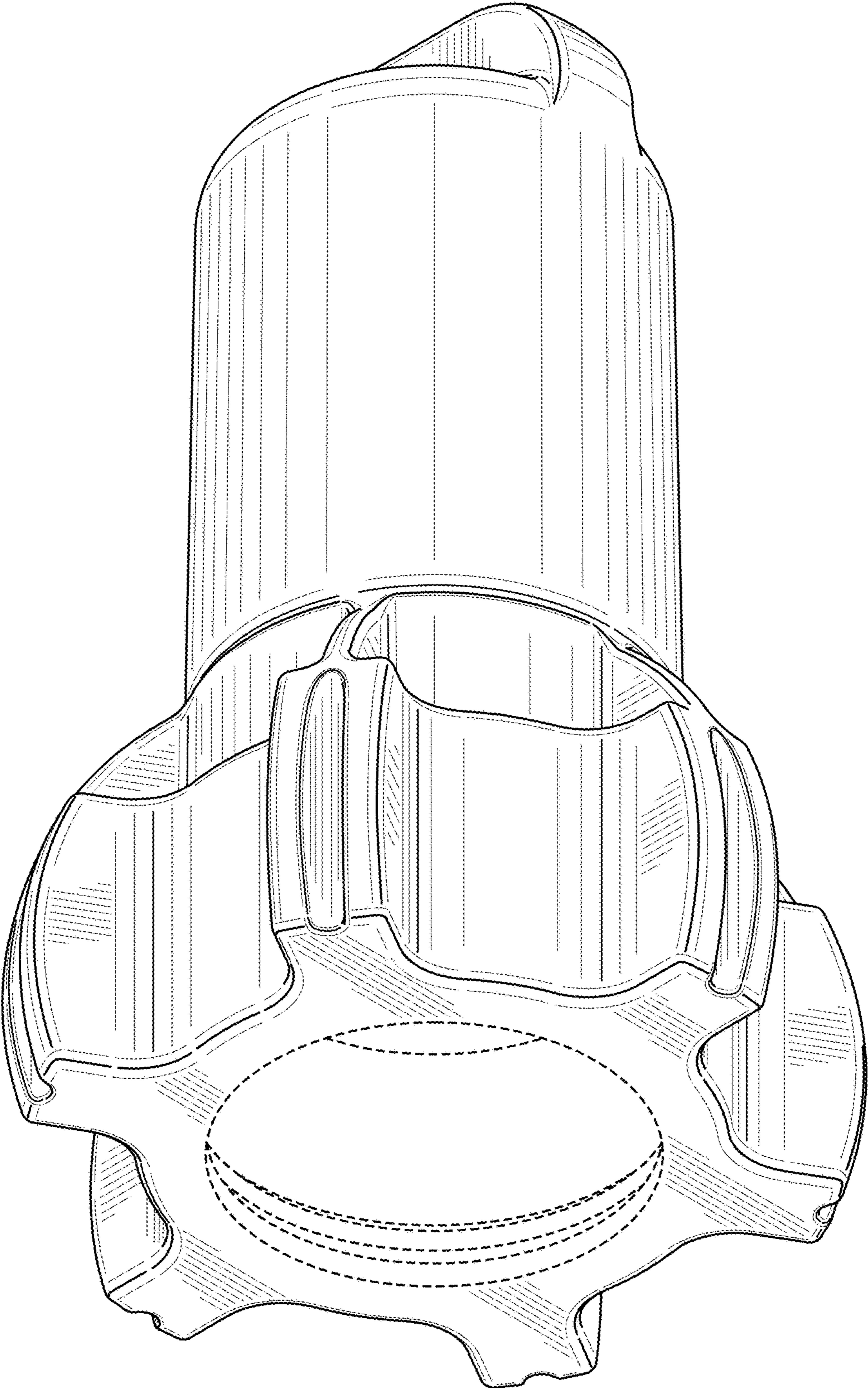


FIG. 2

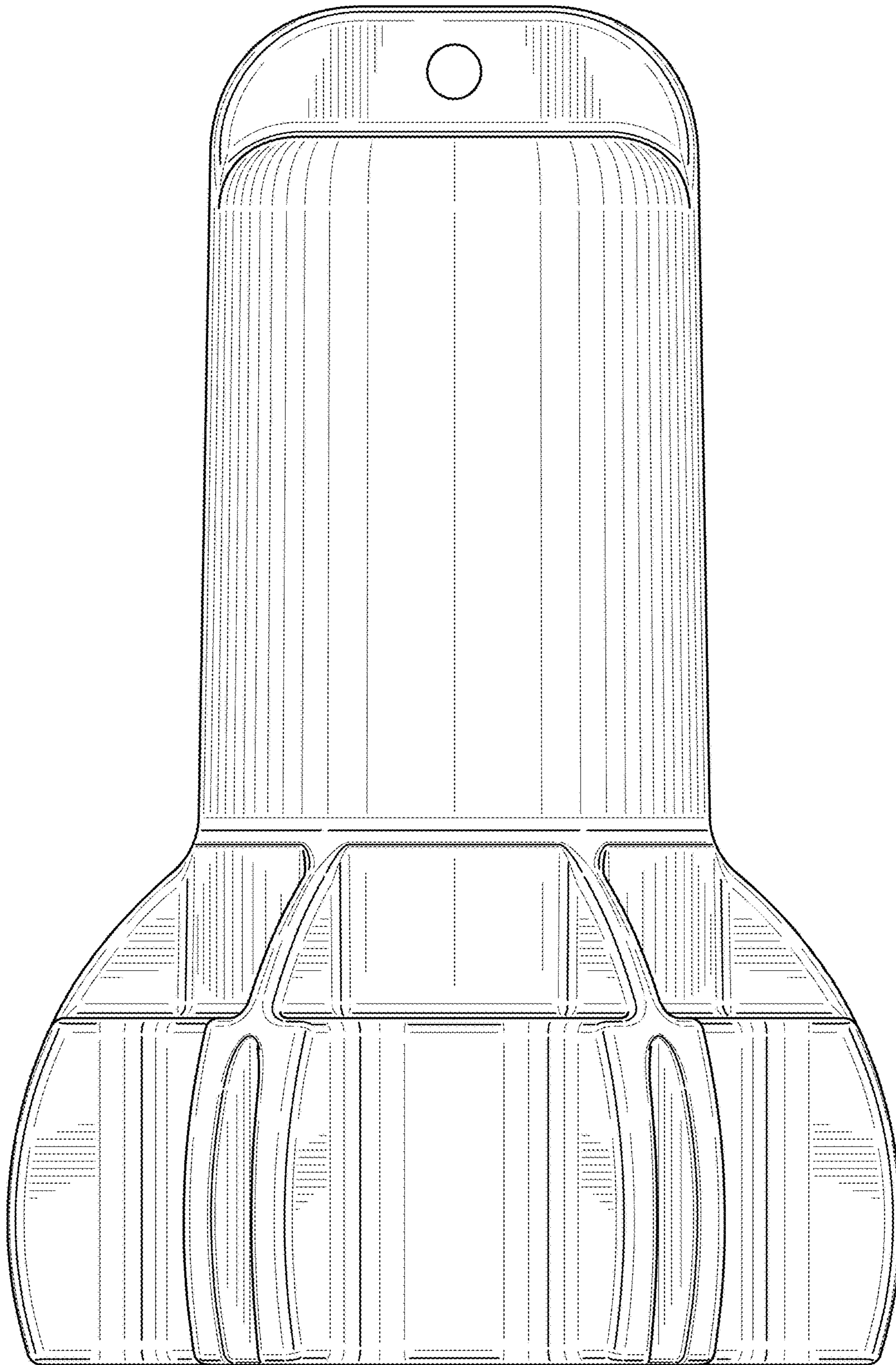


FIG. 3

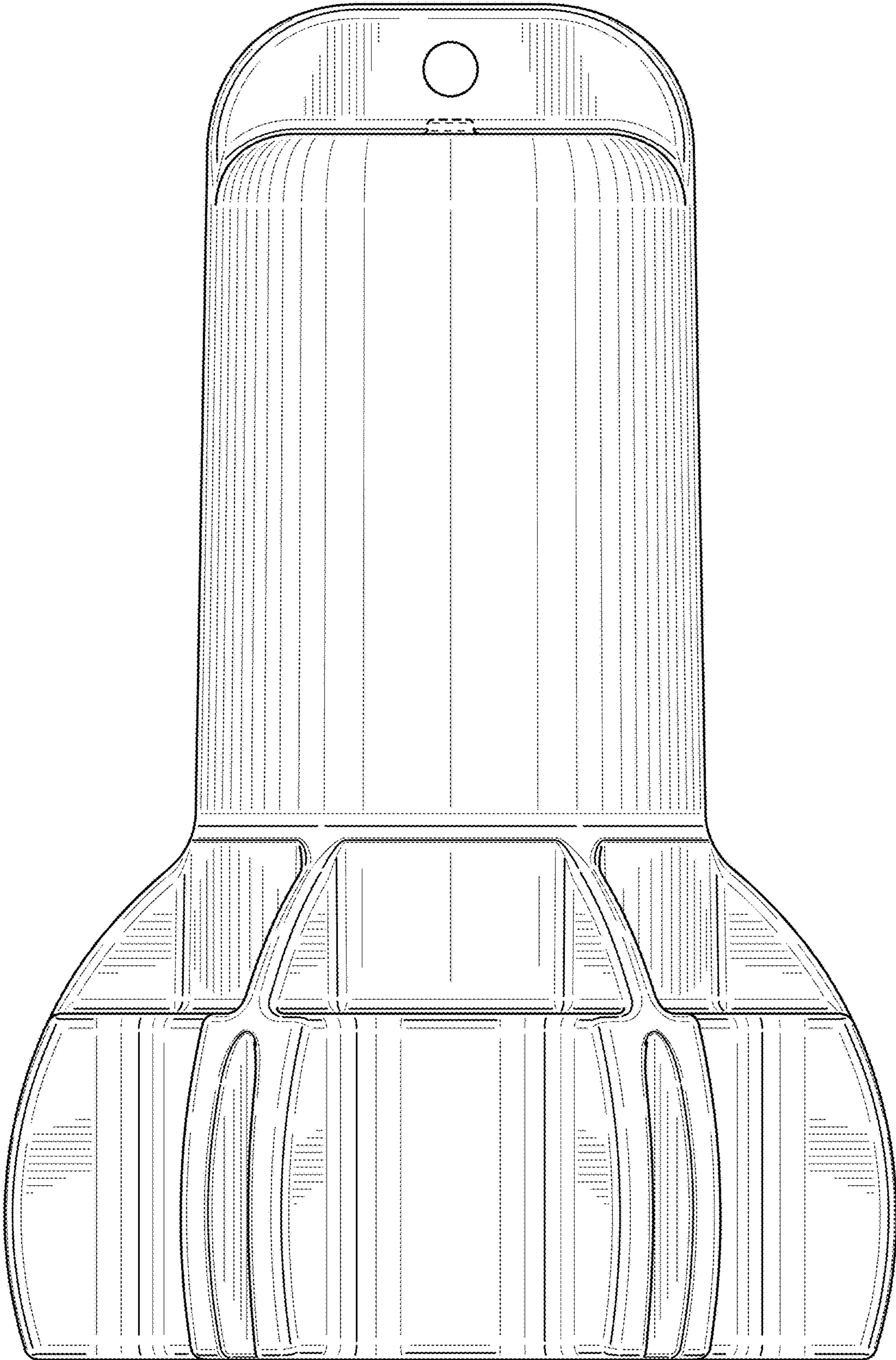


FIG. 4

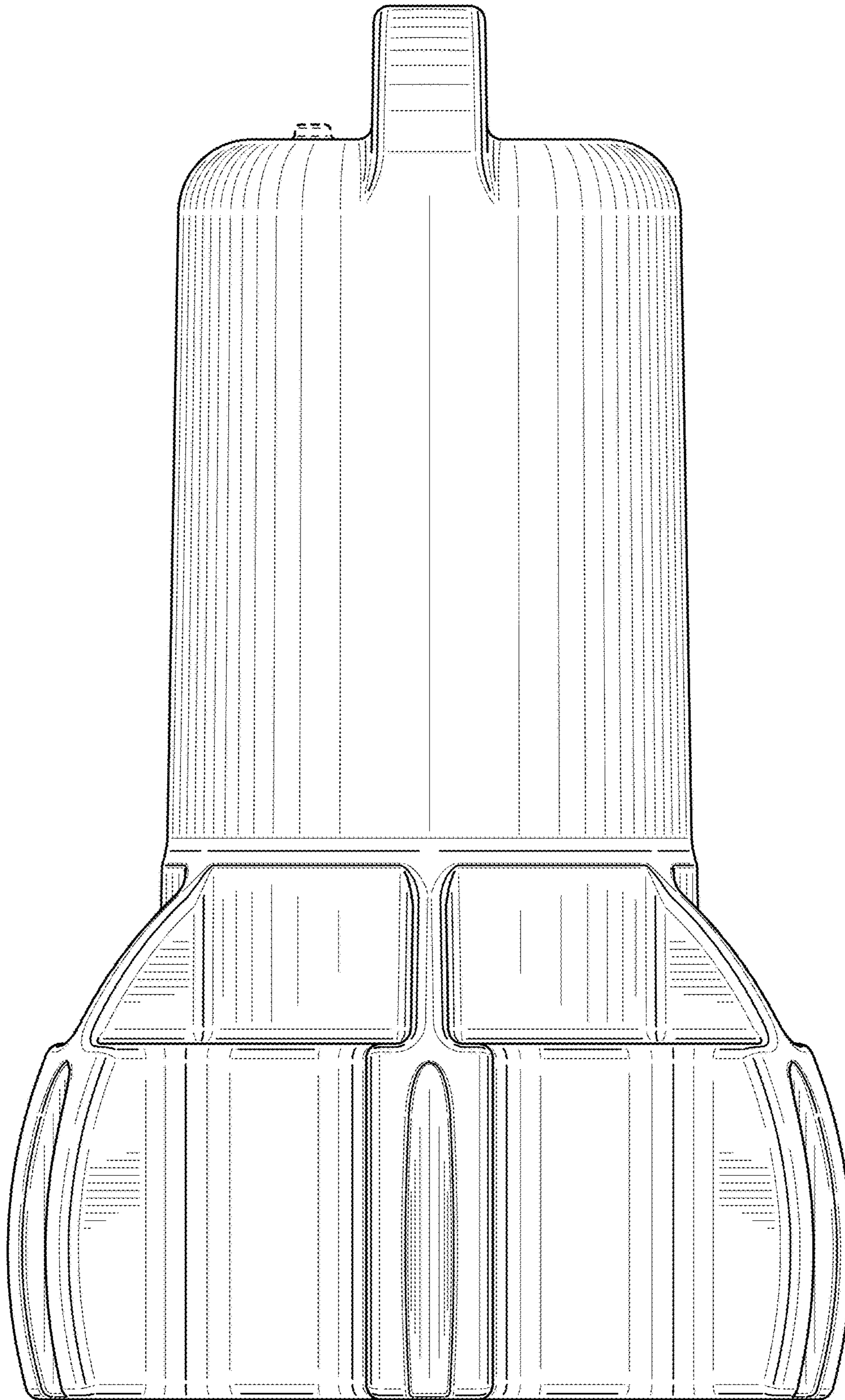


FIG. 5




FIG. 6

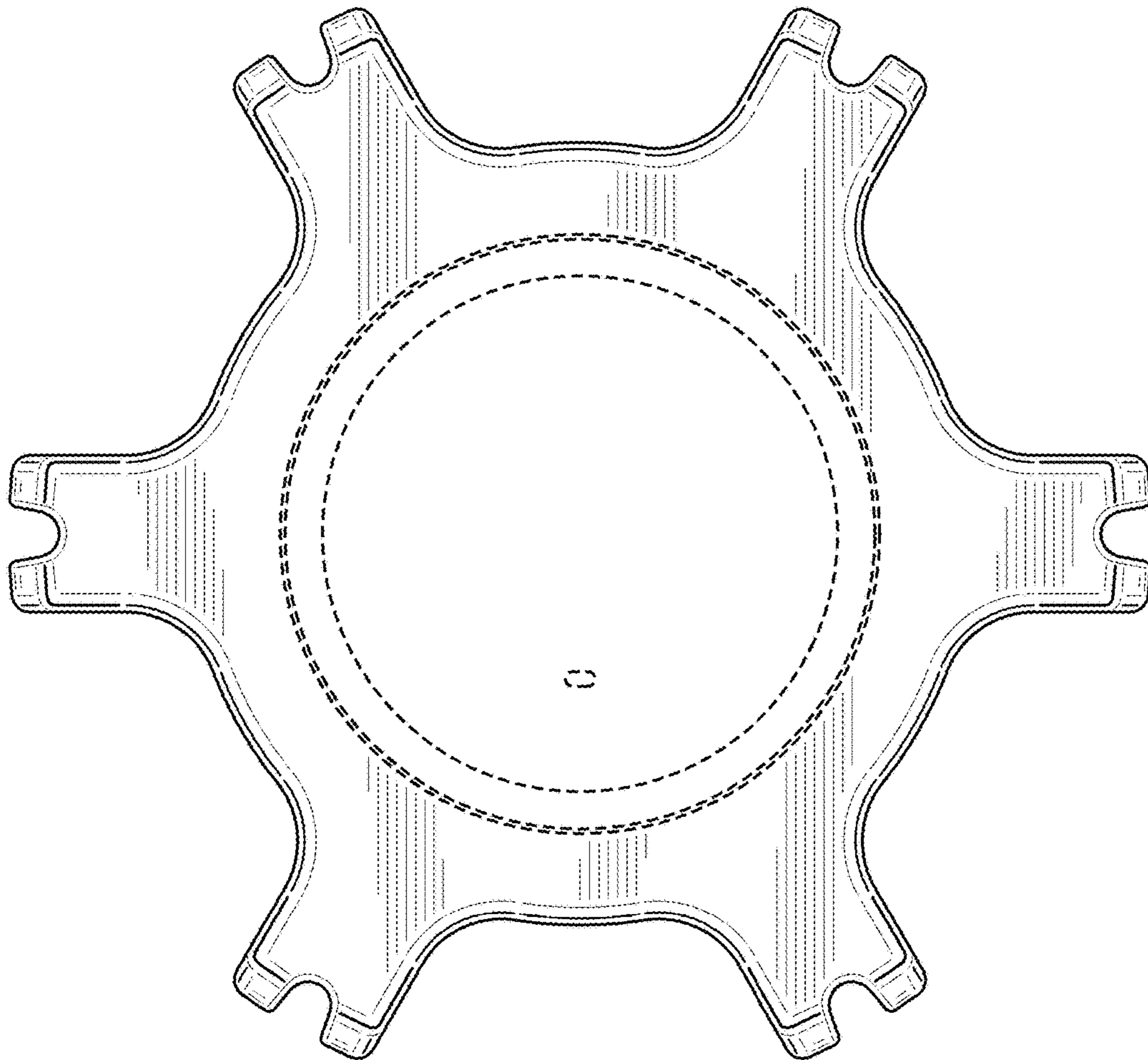


FIG. 7