

US00D850698S

(12) **United States Design Patent** (10) **Patent No.:** **US D850,698 S**  
**Prats** (45) **Date of Patent:** **\*\* Jun. 4, 2019**

- (54) **MAKEUP LIGHT BAR**
- (71) Applicant: **Prats Design LLC**, Rolling Hills Estates, CA (US)
- (72) Inventor: **Jorge Prats**, Rolling Hills Estates, CA (US)
- (73) Assignee: **Prats Design LLC**, Rolling Hills Estates, CA (US)
- (\*\*) Term: **15 Years**
- (21) Appl. No.: **29/627,140**
- (22) Filed: **Nov. 22, 2017**
- (51) **LOC (11) Cl.** ..... **26-04**
- (52) **U.S. Cl.**  
USPC ..... **D26/76**
- (58) **Field of Classification Search**  
USPC ..... D26/76, 78, 79, 80, 81, 82, 83, 85, 86, D26/88, 90, 93, 111, 113, 118, 119, 120, D26/121, 122, 138, 139, 140, 141, 142, D26/152  
CPC ..... F21S 2/00; F21S 4/00; F21S 4/003; F21S 4/005; F21S 4/006; F21S 4/007; F21S 4/008; F21S 6/00; F21S 8/00; F21S 8/024; F21S 8/026; F21S 8/031; F21S 8/033; F21S 8/035-8/037; F21S 8/04; F21S 8/043; F21S 8/063  
See application file for complete search history.

D746,506 S *	12/2015	Grasser	.....	D26/90
D750,308 S *	2/2016	Rodgers	.....	D26/76
D764,092 S *	8/2016	Cai	.....	D26/76
D785,820 S *	5/2017	Gao	.....	D26/2
D793,603 S *	8/2017	Parker	.....	D26/76
D808,059 S *	1/2018	Li	.....	D26/76

\* cited by examiner

*Primary Examiner* — Natasha Vujcic  
(74) *Attorney, Agent, or Firm* — Kelly & Kelley, LLP

(57) **CLAIM**

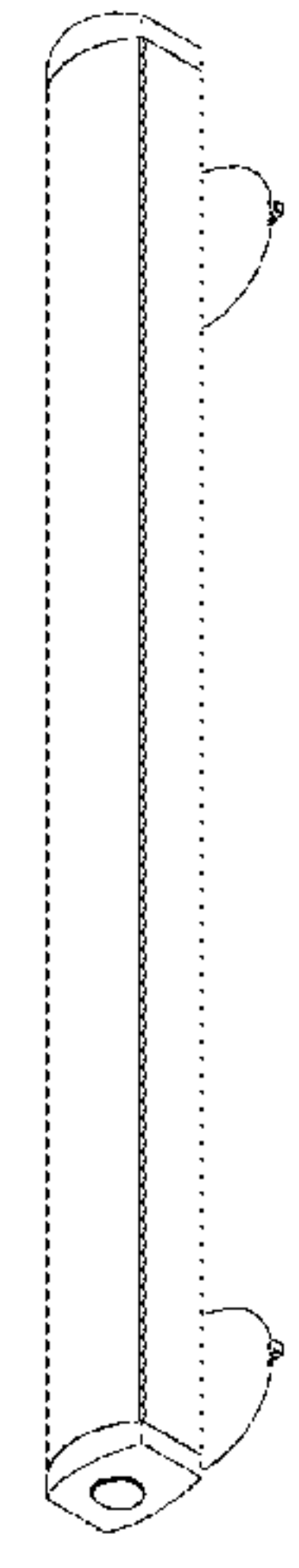
The ornamental design for a makeup light bar, as shown and described.

**DESCRIPTION**

FIG. 1 is a front, bottom and right-side perspective view of a makeup light bar embodying my new design;  
 FIG. 2 is a front, top and right-side perspective view thereof;  
 FIG. 3 is a front elevational view thereof;  
 FIG. 4 is a bottom plan view thereof;  
 FIG. 5 is a right-side elevational view thereof;  
 FIG. 6 is a rear elevational view thereof;  
 FIG. 7 is a top plan view thereof;  
 FIG. 8 is a left-side elevational view thereof;  
 FIGS. 9-16 illustrate an alternate version of my makeup light bar, wherein:  
 FIG. 9 is a front, bottom and right-side perspective view of a makeup light bar embodying my new design;  
 FIG. 10 is a front, top and right-side perspective view thereof;  
 FIG. 11 is a front elevational view thereof;  
 FIG. 12 is a bottom plan view thereof;  
 FIG. 13 is a right-side elevational view thereof;  
 FIG. 14 is a rear elevational view thereof;  
 FIG. 15 is a top plan view thereof; and,  
 FIG. 16 is a left-side elevational view thereof.  
 The broken lines in the drawings illustrate portions of the makeup light bar and form no part of the claimed design.

**1 Claim, 6 Drawing Sheets**

- (56) **References Cited**  
U.S. PATENT DOCUMENTS
- |              |         |          |       |         |
|--------------|---------|----------|-------|---------|
| D603,079 S * | 10/2009 | Toot     | ..... | D26/118 |
| D626,267 S * | 10/2010 | Ng       | ..... | D26/76  |
| D662,245 S * | 6/2012  | Steffy   | ..... | D26/75  |
| D663,065 S * | 7/2012  | Beghelli | ..... | D26/76  |
| D671,254 S * | 11/2012 | Miyatake | ..... | D26/75  |
| D695,443 S * | 12/2013 | Kaule    | ..... | D26/76  |
| D703,857 S * | 4/2014  | Soni     | ..... | D26/75  |
| D735,392 S * | 7/2015  | Ng       | ..... | D26/76  |



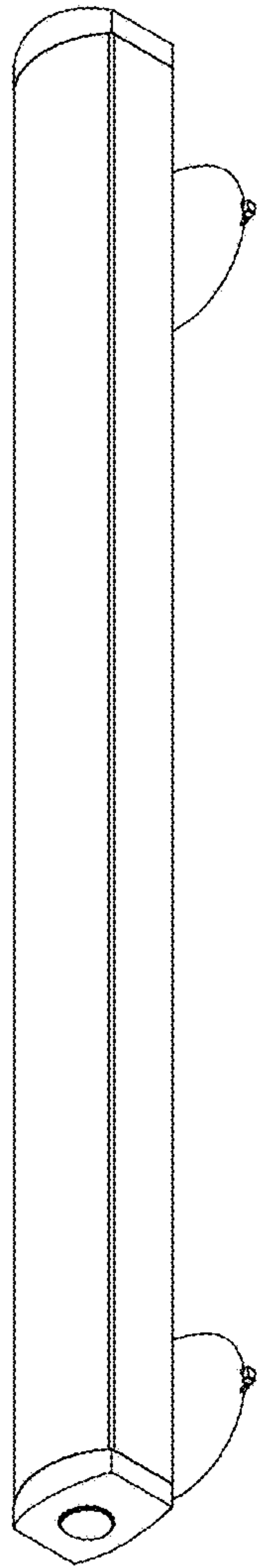


FIG. 1




FIG. 2




FIG. 3




FIG. 5

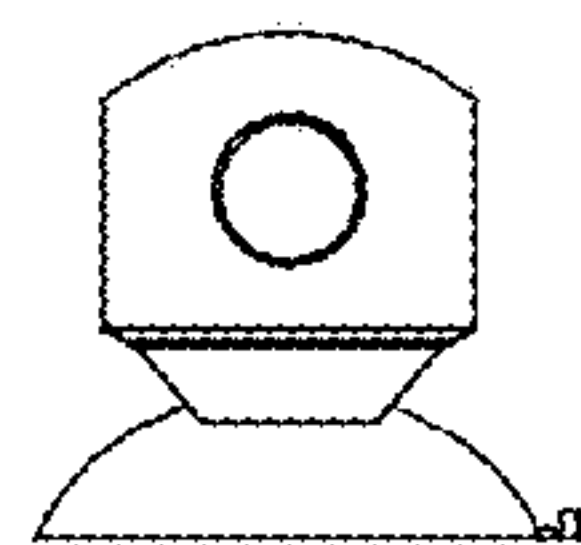


FIG. 4

FIG. 7

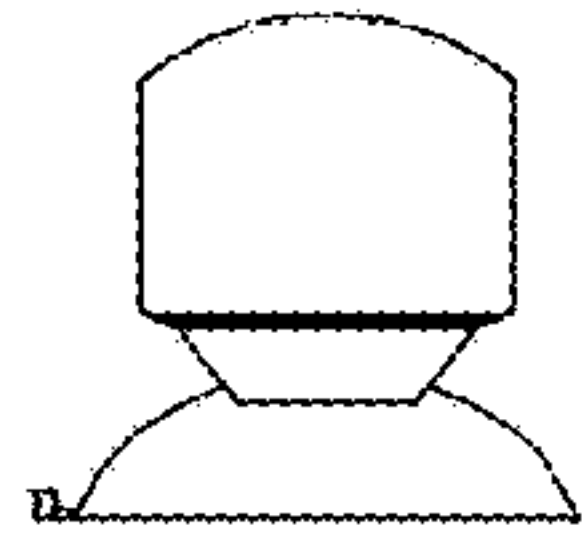


FIG. 6

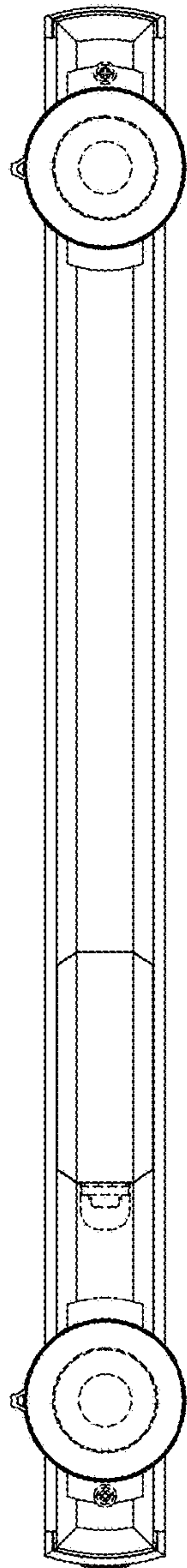
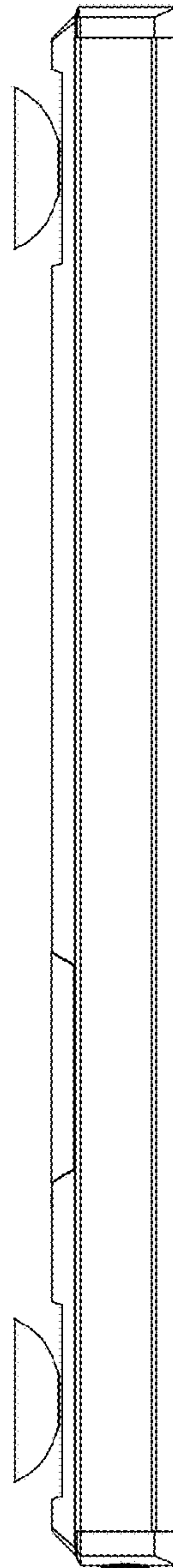


FIG. 8



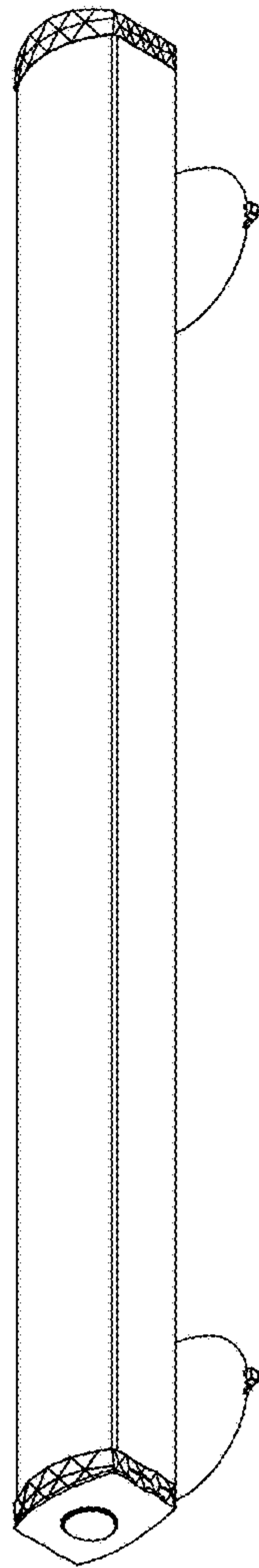


FIG. 9




FIG. 10




FIG. 11




FIG. 13

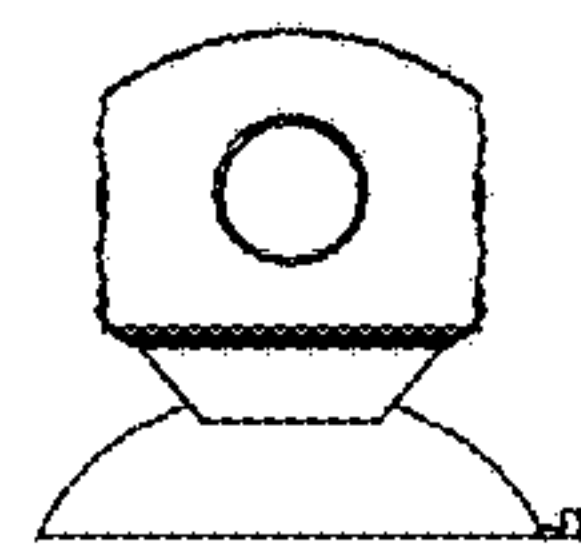


FIG. 12



FIG. 15

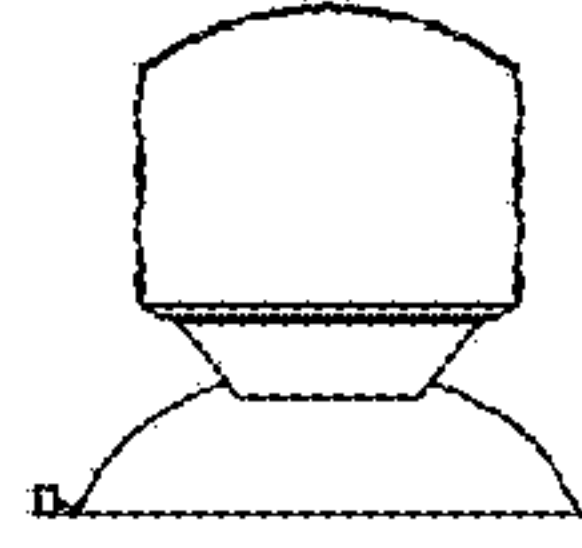


FIG. 14

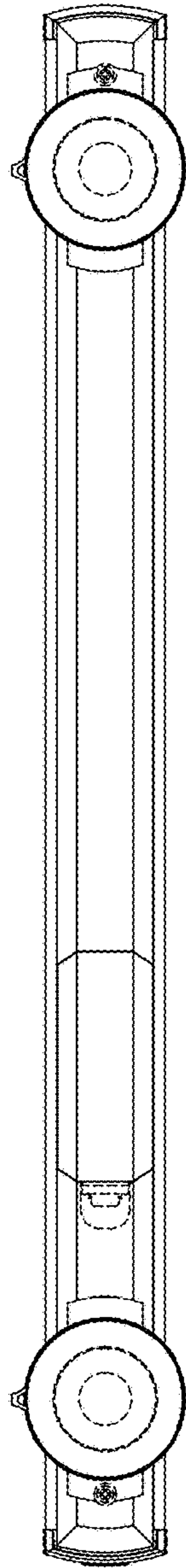


FIG. 16

