



US00D850691S

(12) **United States Design Patent**
Yang

(10) **Patent No.:** **US D850,691 S**
(45) **Date of Patent:** **** Jun. 4, 2019**

- (54) **AREA LIGHT**
- (71) Applicant: **Yuyao Splendid Lighting Technology Co., Ltd., Yuyao (CN)**
- (72) Inventor: **Zhongbing Yang, Yuyao (CN)**
- (73) Assignee: **Yuyao Splendid Lighting Technology Co., Ltd., Yuyao (CN)**

- D782,720 S * 3/2017 Moghal D26/67
- D808,568 S * 1/2018 Chang D26/85
- D812,795 S * 3/2018 Ruberg D26/63
- D837,434 S * 1/2019 Wei D26/80
- D838,399 S * 1/2019 Wei D26/80
- D838,400 S * 1/2019 Wei D26/80
- 2015/0292723 A1* 10/2015 Yu F21V 29/76
362/147
- 2015/0308667 A1* 10/2015 Corkill F21S 8/033
362/147

- (**) Term: **15 Years**
- (21) Appl. No.: **29/591,617**
- (22) Filed: **Jan. 22, 2017**

(30) **Foreign Application Priority Data**

Dec. 15, 2016 (CN) 2016 3 0618406

- (51) **LOC (11) Cl.** **26-05**
- (52) **U.S. Cl.**
USPC **D26/71**

- (58) **Field of Classification Search**
USPC D13/134-136; D26/51, 60-71, 76, 78,
D26/80, 85-87, 92, 145; D29/103
CPC F21S 8/036; F21S 8/038; F21S 8/43; F21S
8/81; F21S 8/83; F21S 8/85; F21S 8/86;
F21S 8/88; F21S 9/03; F21S 9/035; F21S
9/037; F21S 10/063; F21S 13/10
See application file for complete search history.

(56) **References Cited**

U.S. PATENT DOCUMENTS

- D191,762 S * 11/1961 Rothman D26/76
- D634,878 S * 3/2011 Guercio D26/71
- D644,370 S * 8/2011 Lickiss D26/71
- D653,377 S * 1/2012 Guercio D26/85
- D749,767 S * 2/2016 Jin D26/63
- D752,800 S * 3/2016 Yu D26/85
- 9,291,317 B2 * 3/2016 Winters F21S 2/00
- D771,854 S * 11/2016 Gordin D26/63

OTHER PUBLICATIONS

LED Area / Street Light (available online) Retrieved from the internet Oct. 2, 2018 from URL: <http://www.splendid-light.com/led-parking-lot-light-shoebox-light-flood-light-tennis-court-stadium-light-25w.html>.*

* cited by examiner

Primary Examiner — Kevin K Rudzinski

Assistant Examiner — Richard Kearney

(74) *Attorney, Agent, or Firm* — W&K IP

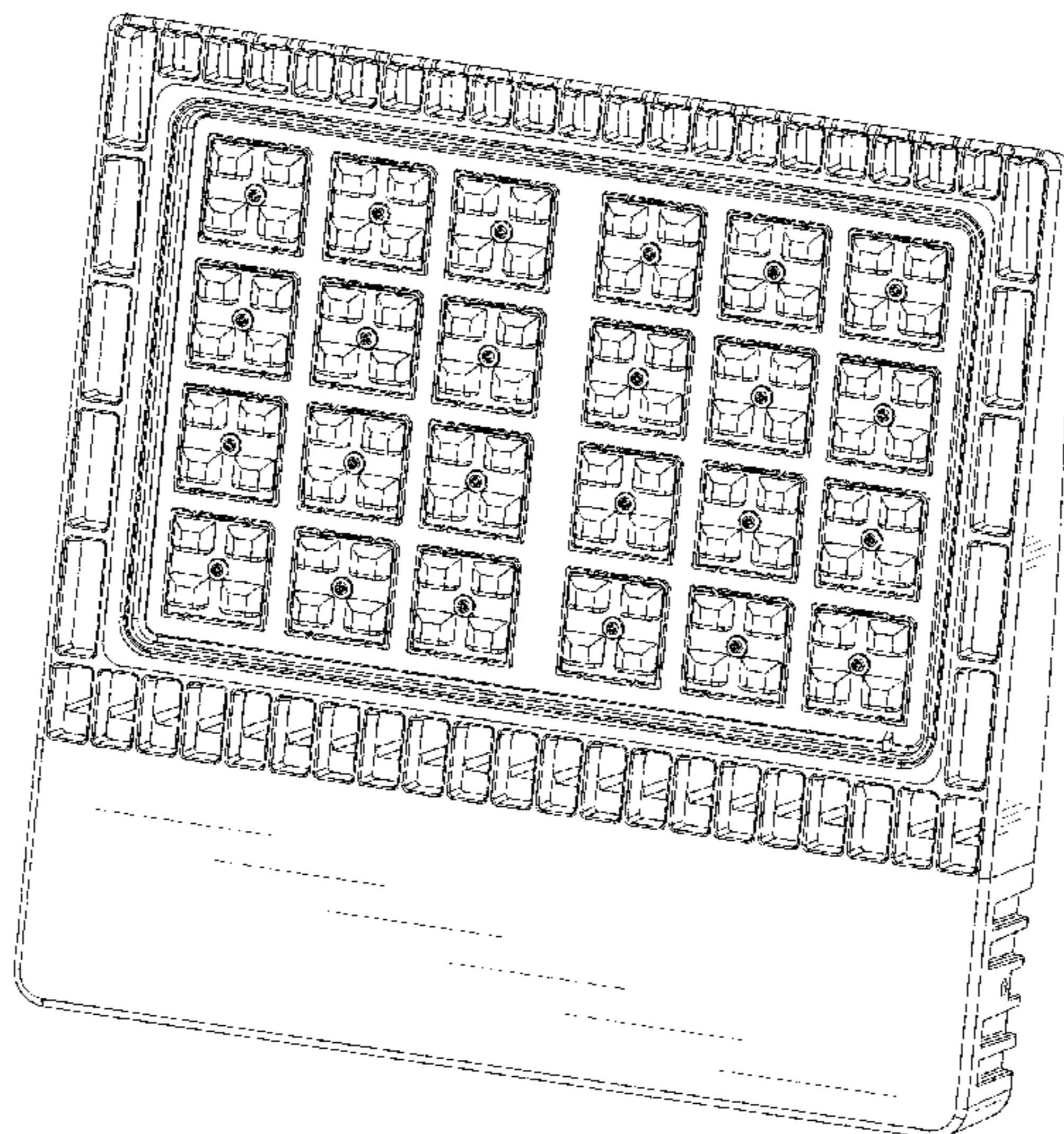
(57) **CLAIM**

The ornamental design for area light, as shown and described.

DESCRIPTION

FIG. 1 is perspective view showing my design;
FIG. 2 is a front view showing my design;
FIG. 3 is a back view showing my design;
FIG. 4 is a left side view showing my design;
FIG. 5 is a right side view showing my design;
FIG. 6 is a top plan view showing my design; and,
FIG. 7 is a bottom plan view showing my design.
The broken lines in the drawings are for the purpose of illustrating portions of the area light that form no part of the claimed design.

1 Claim, 7 Drawing Sheets






FIG.1

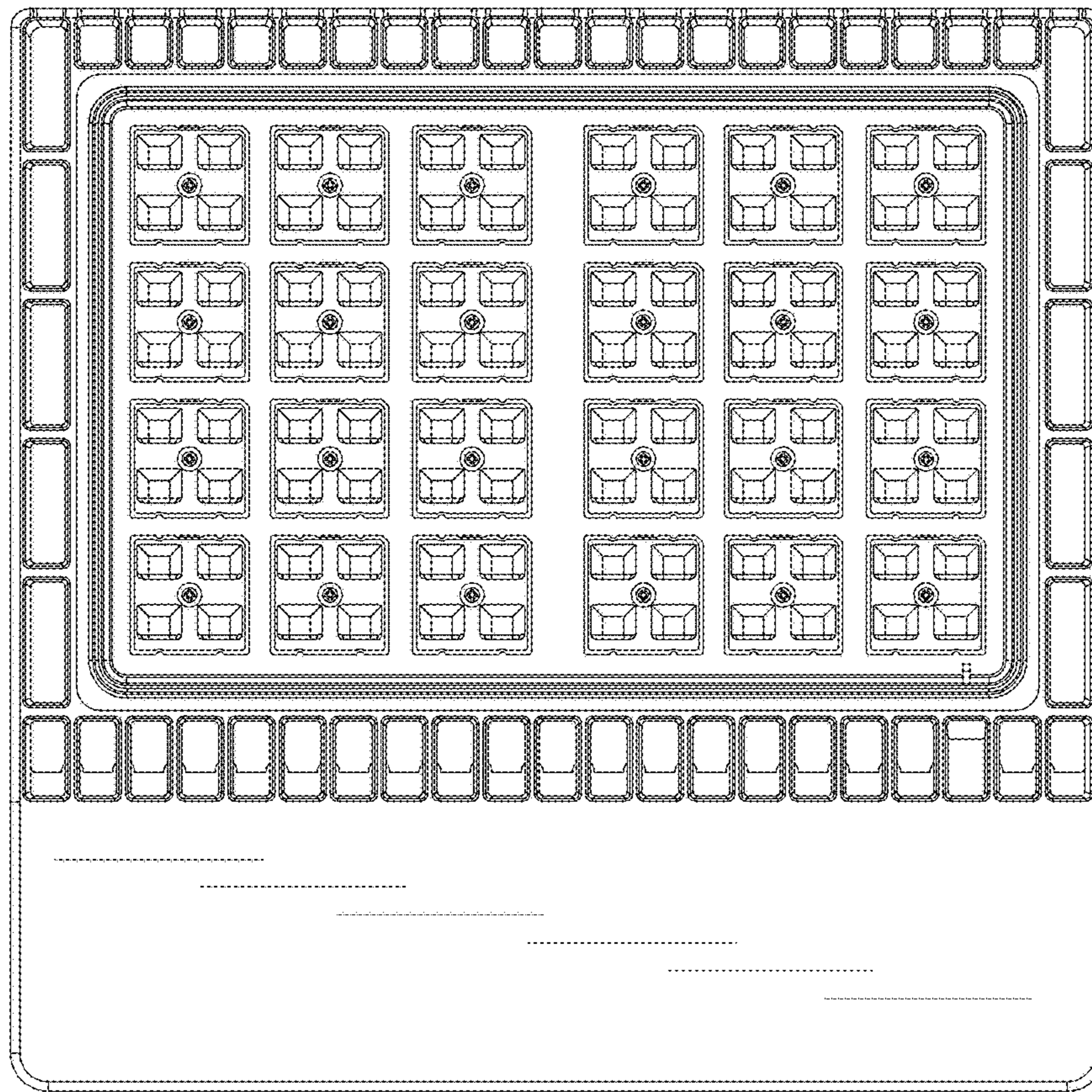


FIG. 2

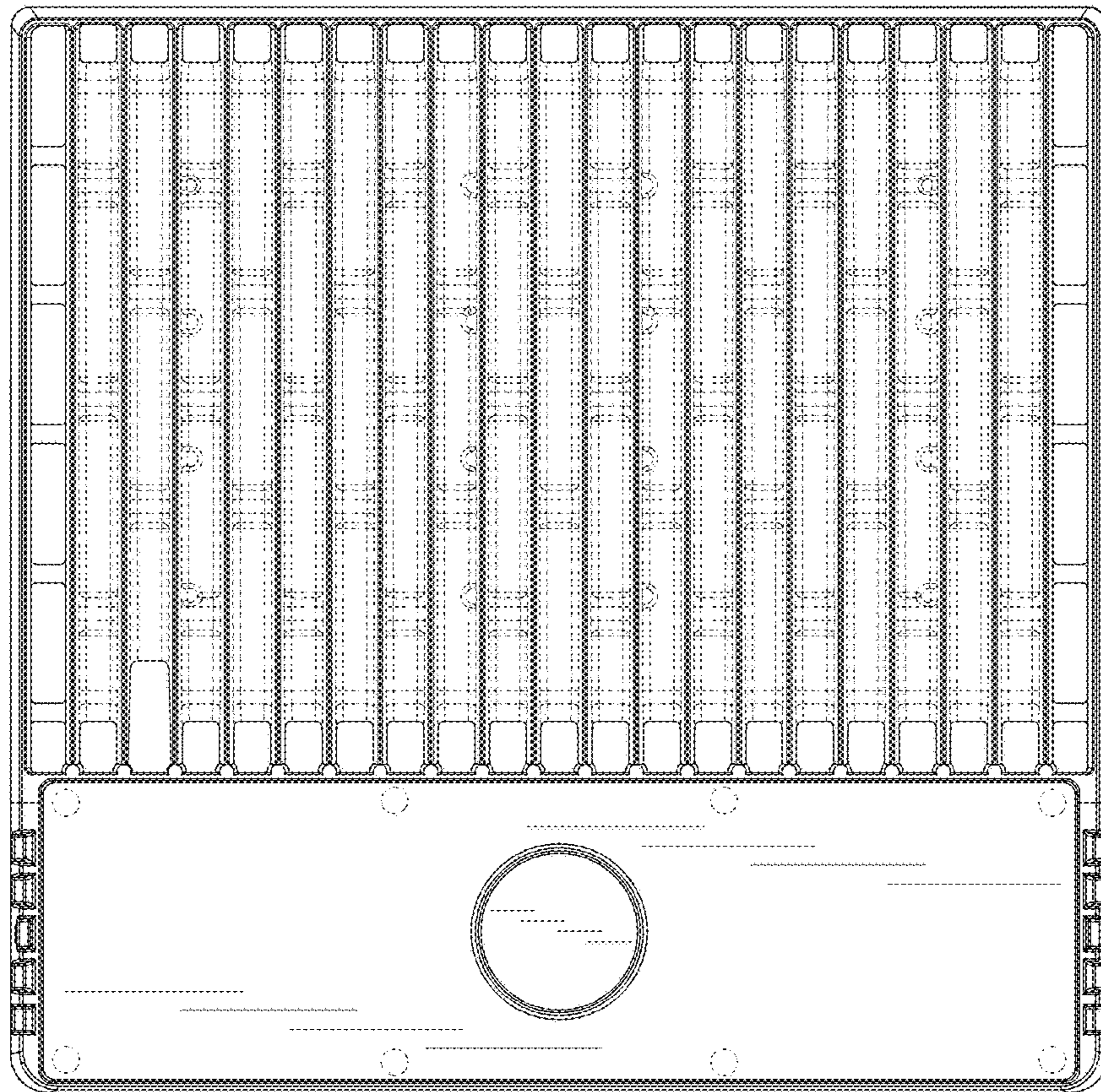


FIG.3

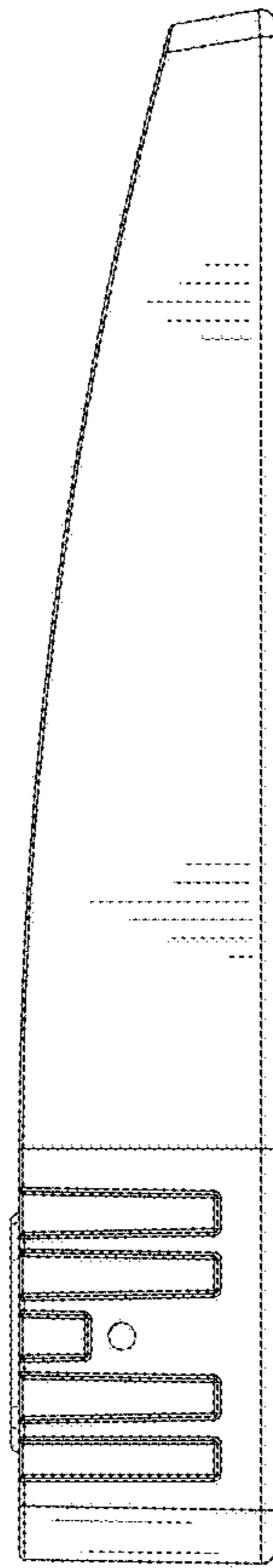


FIG.4

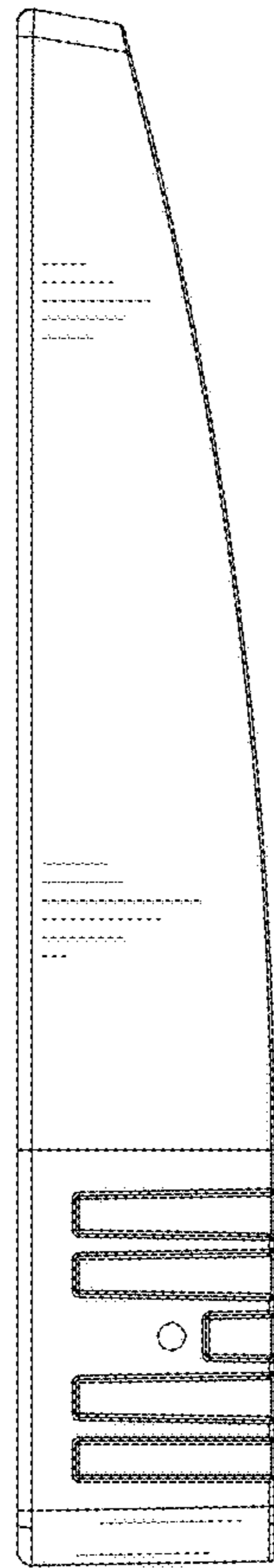


FIG.5

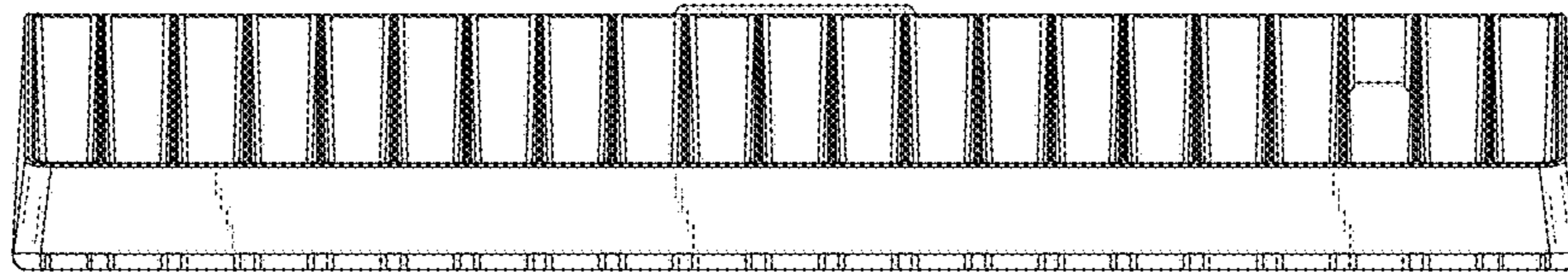


FIG.6

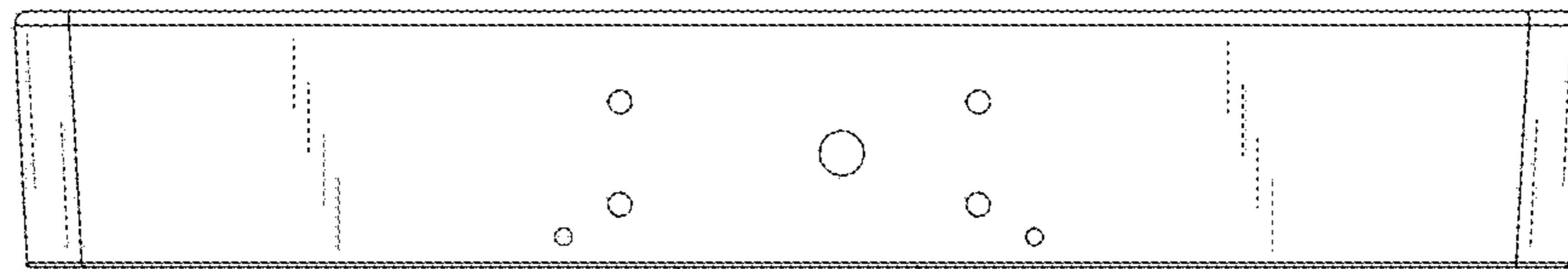


FIG. 7