



US00D850672S

(12) **United States Design Patent**
McGinley

(10) **Patent No.:** **US D850,672 S**

(45) **Date of Patent:** **** Jun. 4, 2019**

(54) **MOTORCYCLE HEADLAMP AND NACELLE**

(71) Applicant: **Harley-Davidson Motor Company Group, LLC, Milwaukee, WI (US)**

(72) Inventor: **Ben McGinley, Glendale, WI (US)**

(73) Assignee: **Harley-Davidson Motor Company Group, LLC, Milwaukee, WI (US)**

(**) Term: **15 Years**

(21) Appl. No.: **29/613,364**

(22) Filed: **Aug. 9, 2017**

(51) **LOC (11) Cl.** **26-06**

(52) **U.S. Cl.**
USPC **D26/28**

(58) **Field of Classification Search**
USPC D12/86, 90-92, 114, 163, 169, 171-173,
D12/181, 190, 196, 197, 199, 400;
D17/1, 222; D26/28-36
CPC .. B62J 6/02; B62J 6/00; B60Q 3/0279; B60Q
3/104; B60Q 3/10408; B60Q 3/10466;
B60Q 3/12653; B60Q 3/128; F21S 48/00;
F21S 48/10; F21S 48/115; F21S 48/225;
F21S 48/1233; F21S 48/1266; F21S
48/1388; F21S 48/2268; F21V 21/04
See application file for complete search history.

(56) **References Cited**

U.S. PATENT DOCUMENTS

D104,212 S *	4/1937	Gage	D26/28
D300,259 S *	3/1989	Lungstrom	D12/187
D301,174 S *	5/1989	Bosgal	D26/28
D302,335 S *	7/1989	Smith	D26/139
D315,217 S *	3/1991	Gordon	D26/28
D315,416 S *	3/1991	Ziaylek, Jr.	D26/28

D322,136 S *	12/1991	Shima	D26/24
D324,577 S *	3/1992	Tsuyama	D26/28
D330,687 S *	11/1992	Stanuch	D10/114.5
D374,729 S *	10/1996	Hauser	D26/28
D374,730 S *	10/1996	Hauser	D26/28
D397,816 S *	9/1998	Walls	D26/28
D438,653 S *	3/2001	Ljungstrom	D26/28
D518,420 S *	4/2006	Schmidt	D12/126
D528,478 S *	9/2006	Busse	D12/126
D646,822 S *	10/2011	Johannessen	D14/371
D678,564 S *	3/2013	Janssen	D26/28
D722,187 S *	2/2015	Gerardo	D26/28

* cited by examiner

Primary Examiner — Philip S Hyder

Assistant Examiner — Cary M Robinson

(74) *Attorney, Agent, or Firm* — Michael Best & Friedrich LLP

(57) **CLAIM**

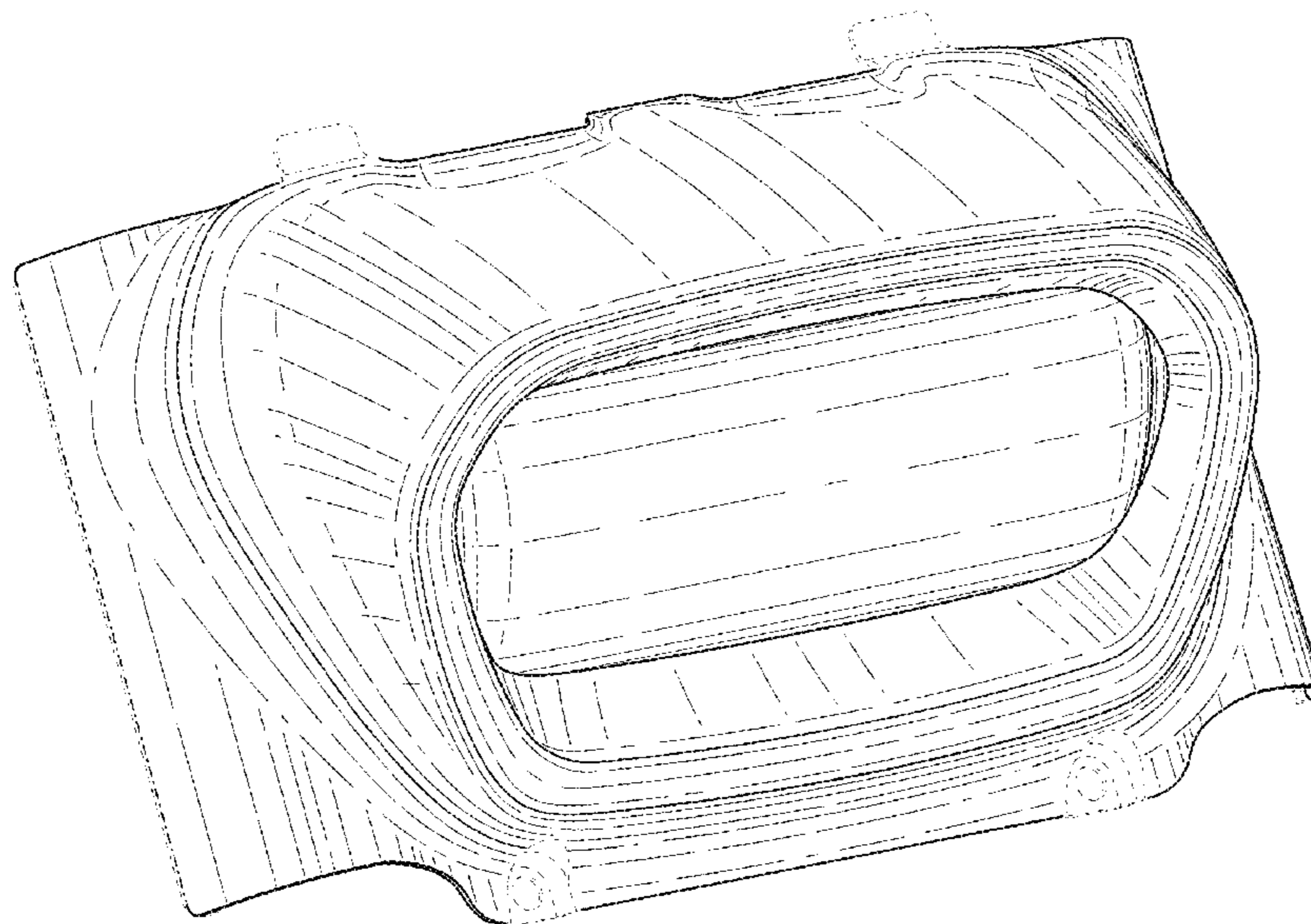
I claim the ornamental design for a motorcycle headlamp and nacelle, as shown and described.

DESCRIPTION

FIG. 1 is a perspective view of a motorcycle headlamp and nacelle;
FIG. 2 is a front view thereof;
FIG. 3 is a rear view thereof;
FIG. 4 is a right side view thereof;
FIG. 5 is a left side view thereof;
FIG. 6 is a top view thereof; and,
FIG. 7 is a bottom view thereof.

The evenly-spaced broken lines illustrate portions of the motorcycle headlamp and nacelle in which the design is embodied that form no part of the claim; the dash-dot-dash lines illustrate boundaries of the claimed design and form no part thereof.

1 Claim, 7 Drawing Sheets



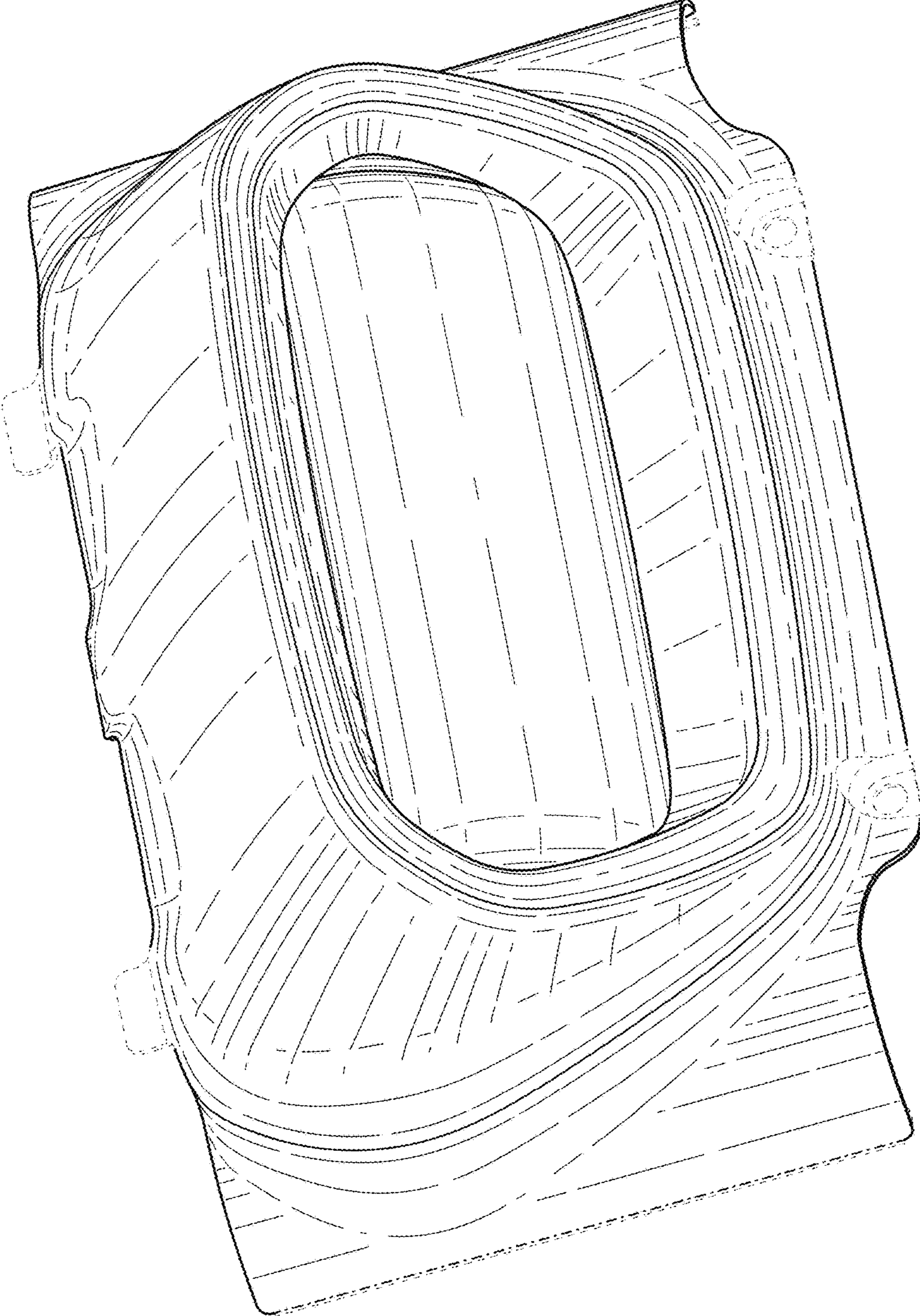


FIG. 1

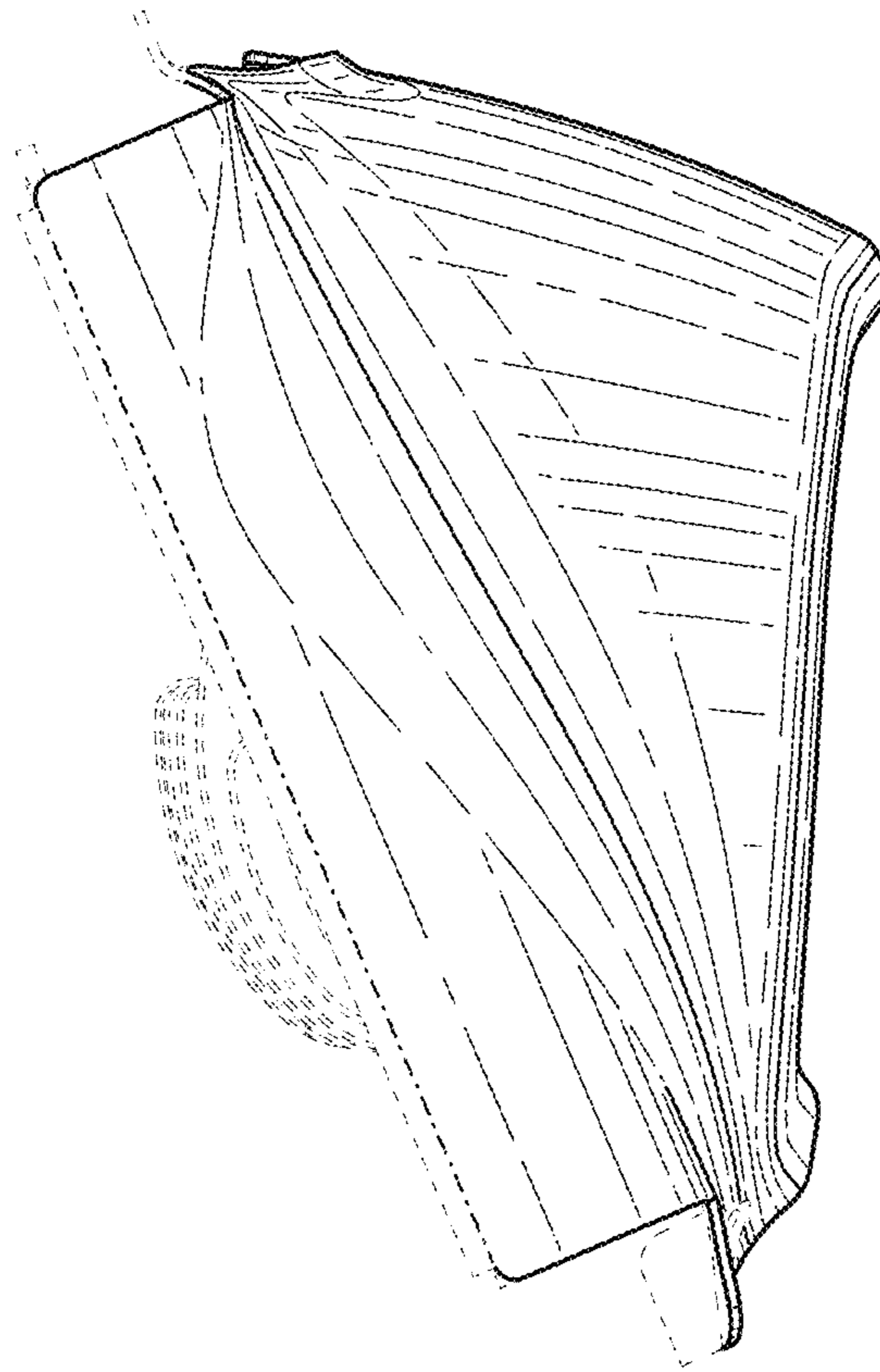


FIG. 2

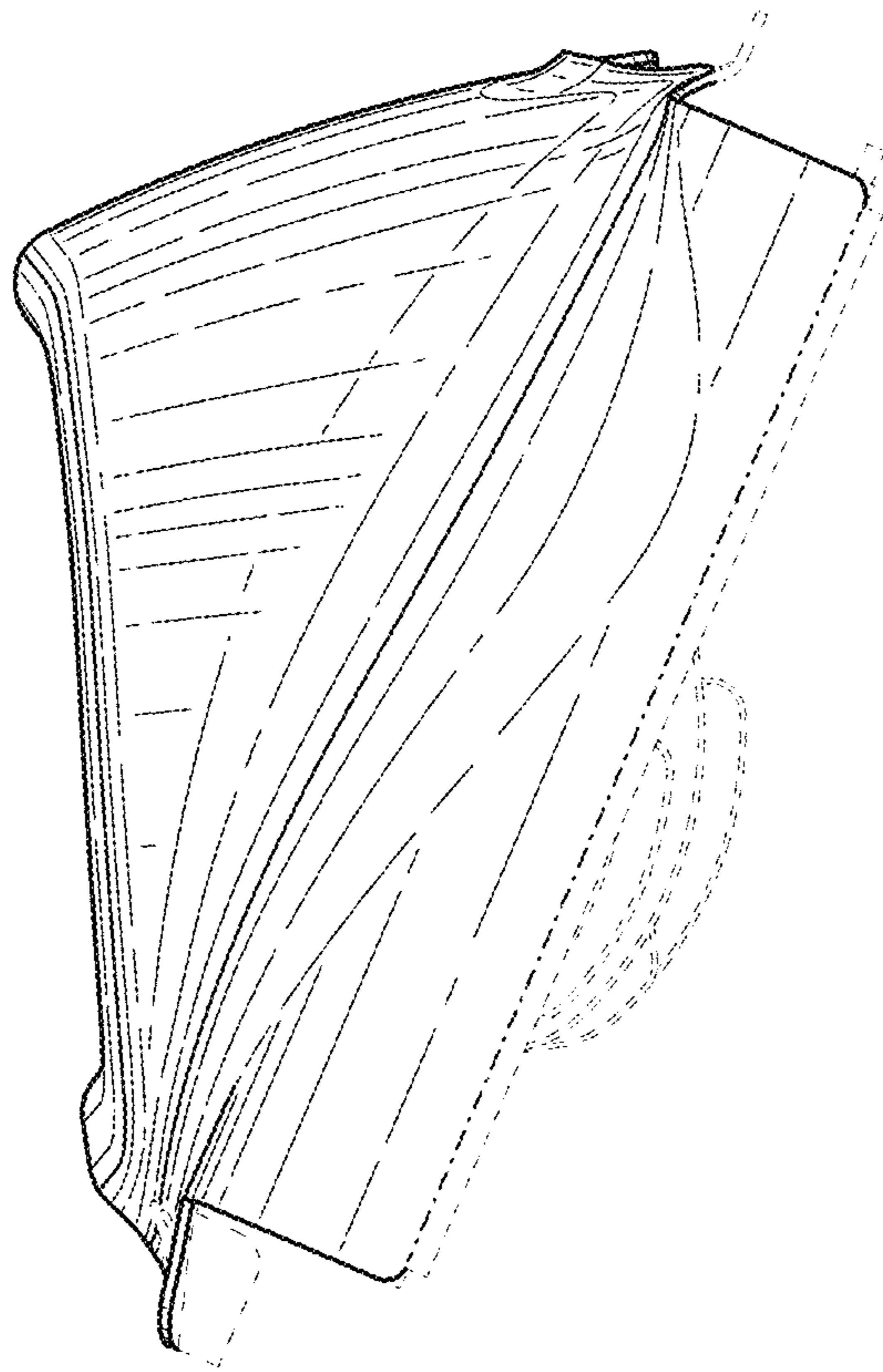


FIG. 3

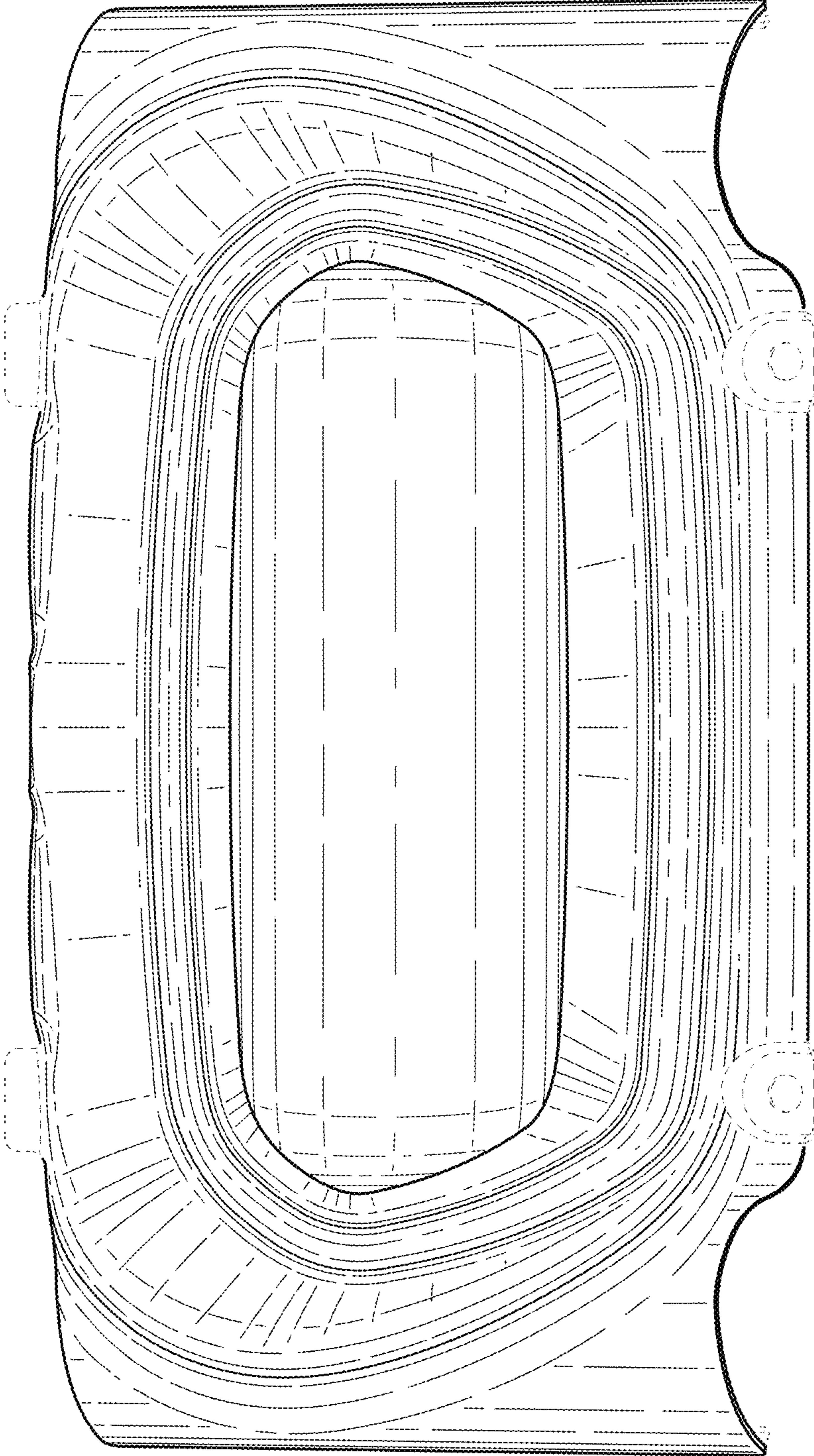


FIG. 4

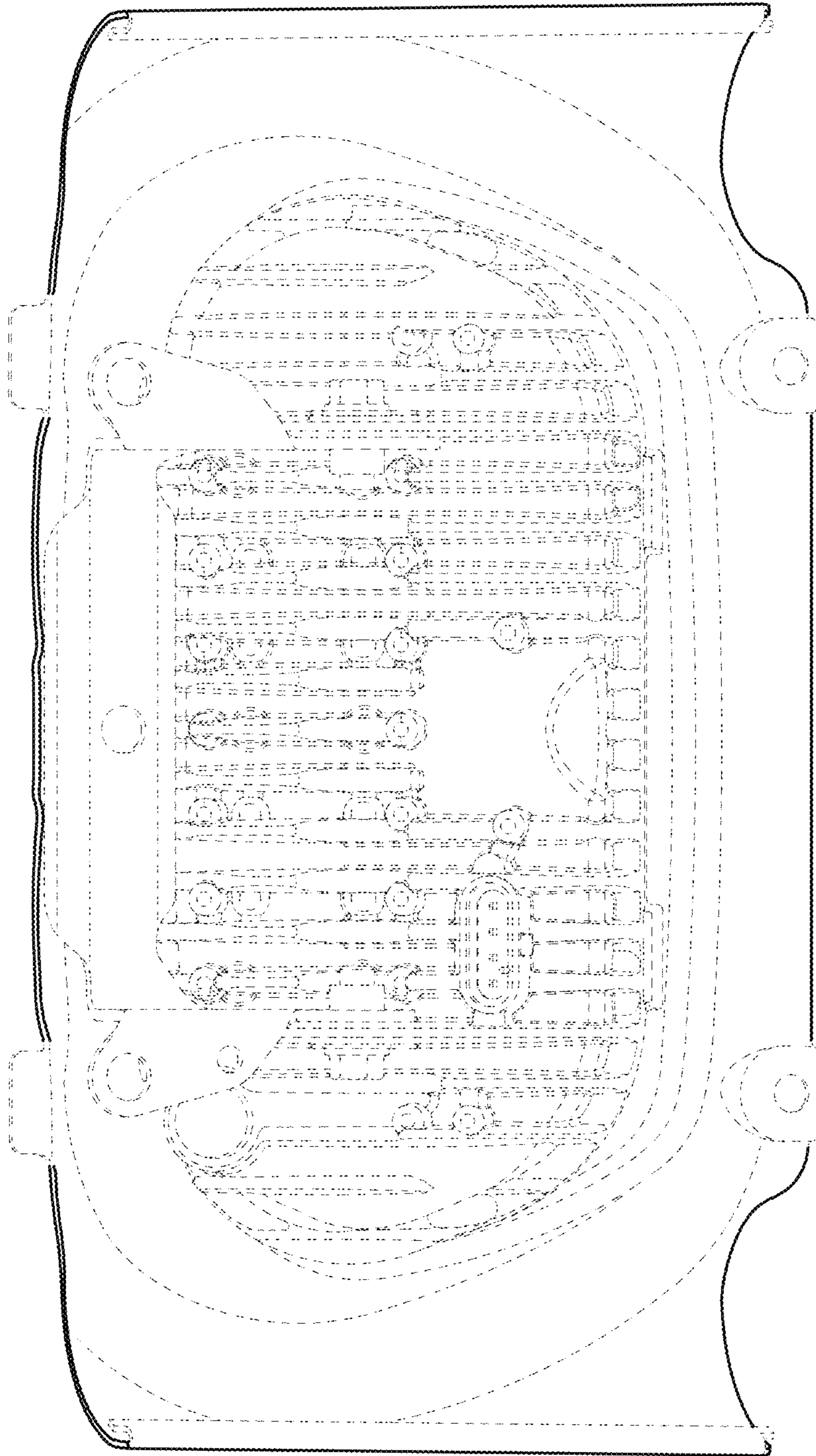


FIG. 5

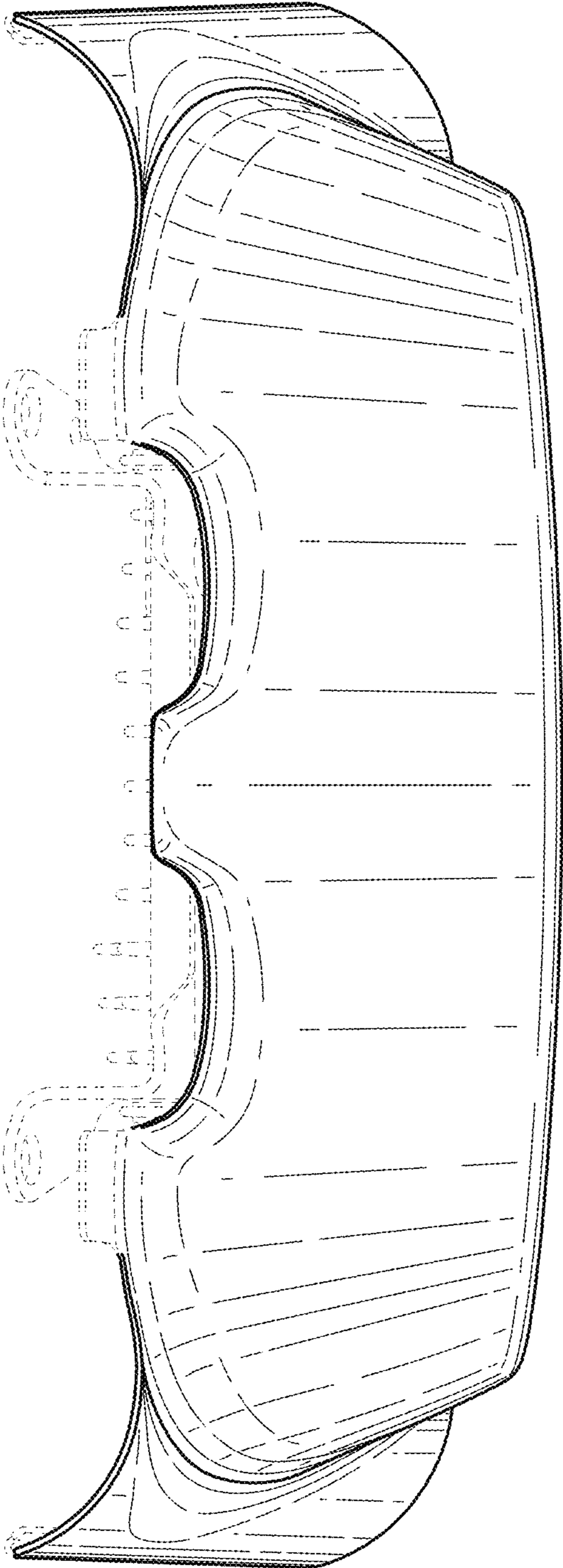


FIG. 6

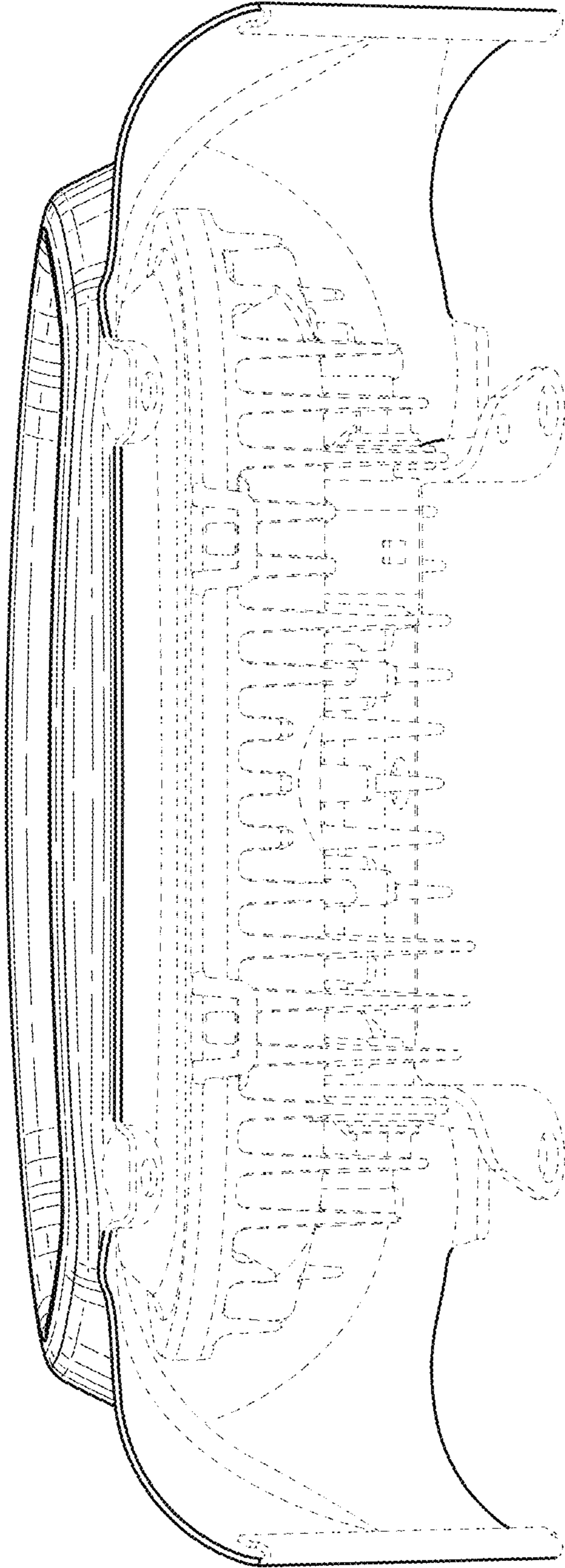


FIG. 7