



US00D850671S

(12) **United States Design Patent** (10) **Patent No.:** **US D850,671 S**  
**Badstuebner et al.** (45) **Date of Patent:** **\*\* Jun. 4, 2019**

(54) **TAILLIGHT FOR A VEHICLE**  
(71) Applicant: **Daimler AG**, Stuttgart (DE)  
(72) Inventors: **Achim-Dietrich Badstuebner**, Munich (DE); **Dennis Brings**, Stuttgart (DE); **Mark Fetherston**, Stuttgart (DE); **Stefan Handt**, Stuttgart (DE); **Robert Lesnik**, Leonberg (DE)  
(73) Assignee: **Daimler AG**, Stuttgart (DE)  
(\*\*) Term: **15 Years**

D679,433 S 4/2013 Frenzel et al.  
D755,420 S \* 5/2016 Ko ..... D26/28  
D757,314 S \* 5/2016 Binder ..... D26/28  
D760,411 S \* 6/2016 Andersson Murkett ..... D26/28  
D771,289 S \* 11/2016 Binder ..... D26/28  
D780,966 S \* 3/2017 Binder ..... D26/28  
D782,713 S \* 3/2017 Munakata ..... D26/28  
D804,693 S \* 12/2017 Handt ..... D26/28  
D808,048 S \* 1/2018 Hannemann ..... D26/28  
D815,322 S \* 4/2018 Seo ..... D26/28  
D815,766 S \* 4/2018 Park ..... D26/28  
D819,243 S \* 5/2018 Nakagawa ..... D26/28  
D823,504 S \* 7/2018 Yoon ..... D26/28  
D828,934 S \* 9/2018 Baaske ..... D26/28

\* cited by examiner

(21) Appl. No.: **29/606,011**  
(22) Filed: **Jun. 1, 2017**

*Primary Examiner* — Angela J Lee  
(74) *Attorney, Agent, or Firm* — Crowell & Moring LLP

(30) **Foreign Application Priority Data**

Dec. 2, 2016 (WO) ..... DM/093785

(51) **LOC (11) Cl.** ..... **26-07**  
(52) **U.S. Cl.**  
USPC ..... **D26/28**

(58) **Field of Classification Search**  
USPC ..... D26/28, 29, 30, 31, 32, 33, 34, 35, 36;  
362/459–468, 475–478, 485–487  
CPC ..... F21S 48/00; F21S 48/10; F21S 48/115;  
F21S 48/225; F21S 48/1233; F21S  
48/1266; F21S 48/1388; F21S 48/2268;  
F21V 21/04  
See application file for complete search history.

(56) **References Cited**  
U.S. PATENT DOCUMENTS

D679,431 S 4/2013 Frenzel et al.  
D679,432 S 4/2013 Frenzel et al.

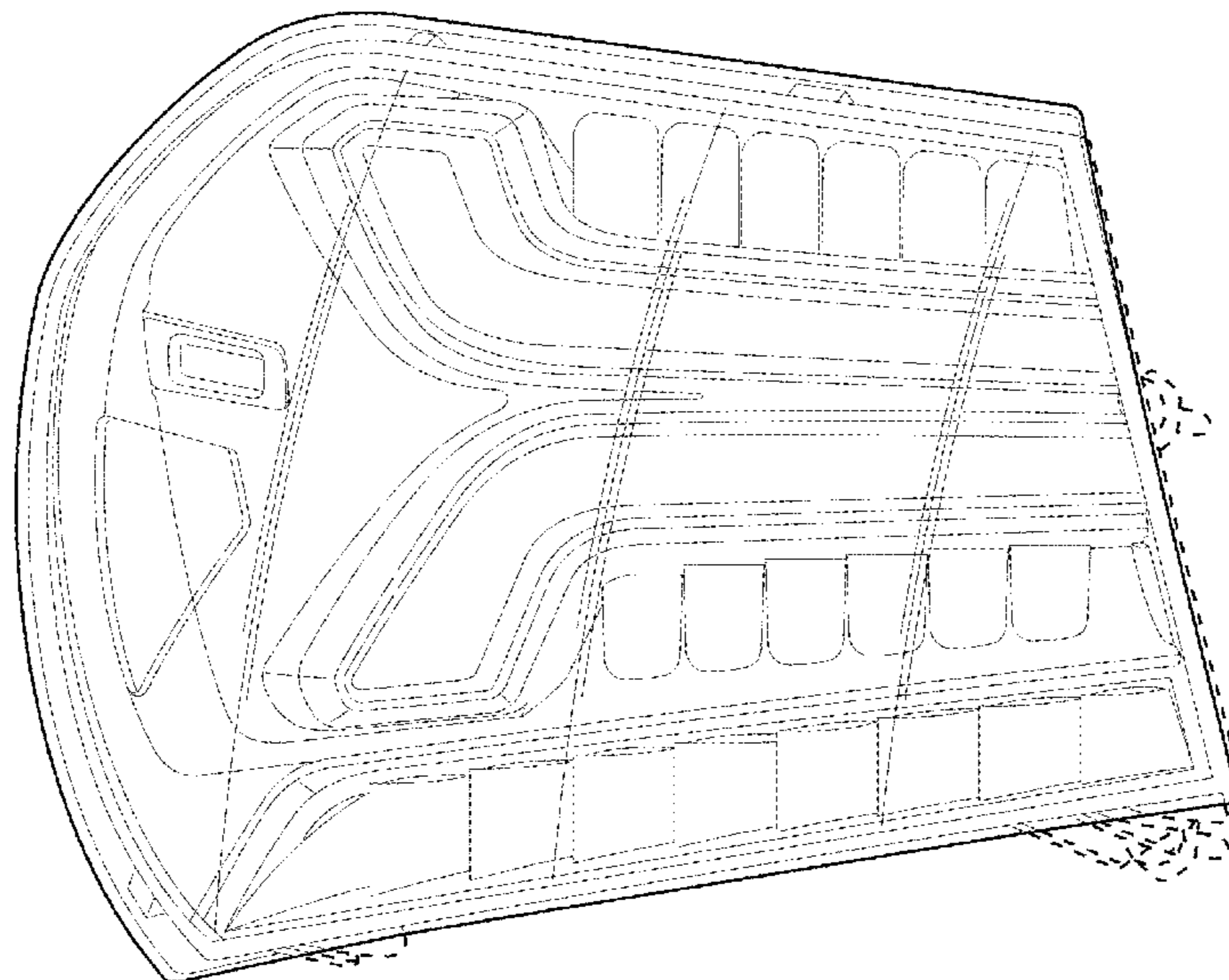
(57) **CLAIM**

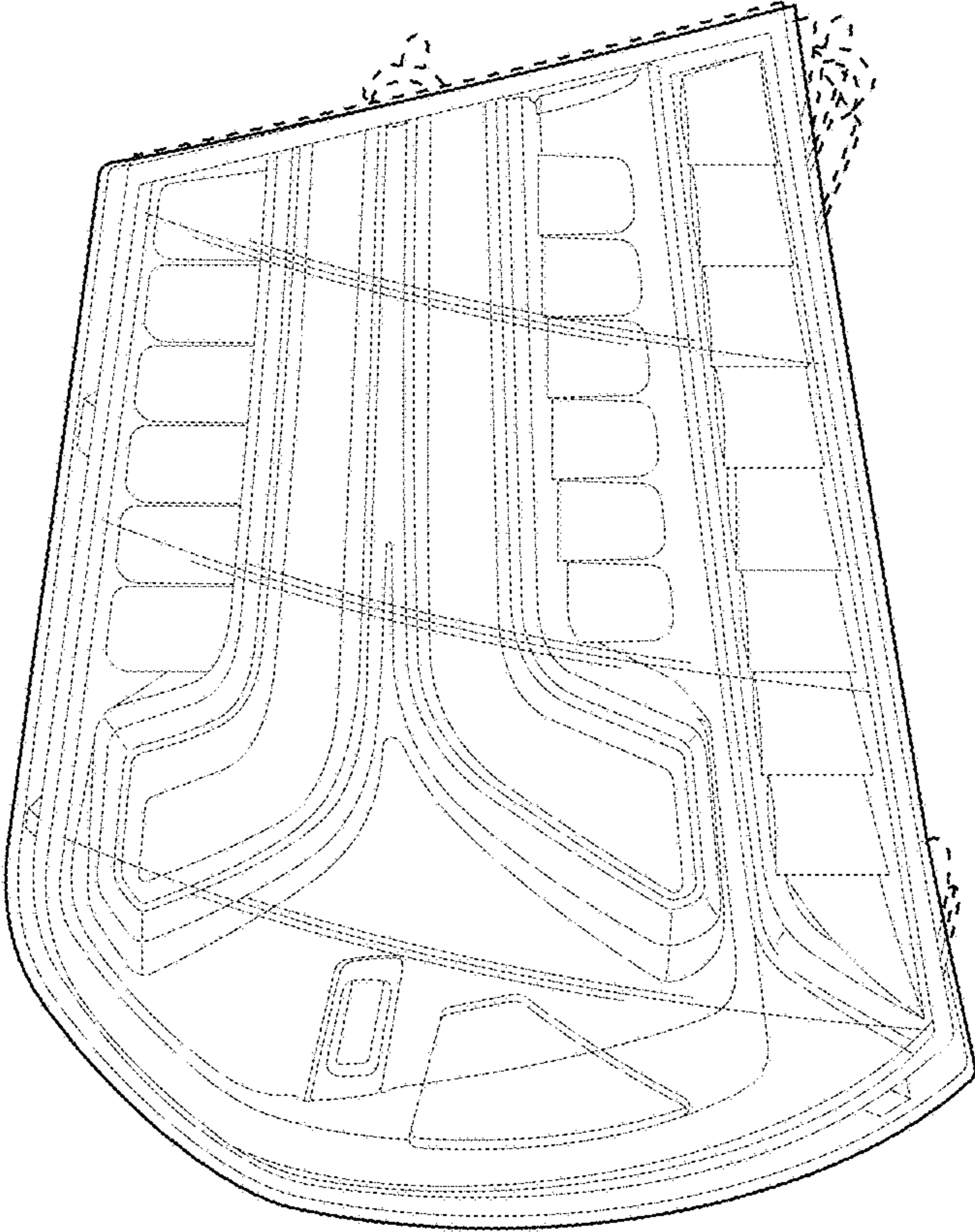
The ornamental design for a taillight for a vehicle, as shown and described.

**DESCRIPTION**

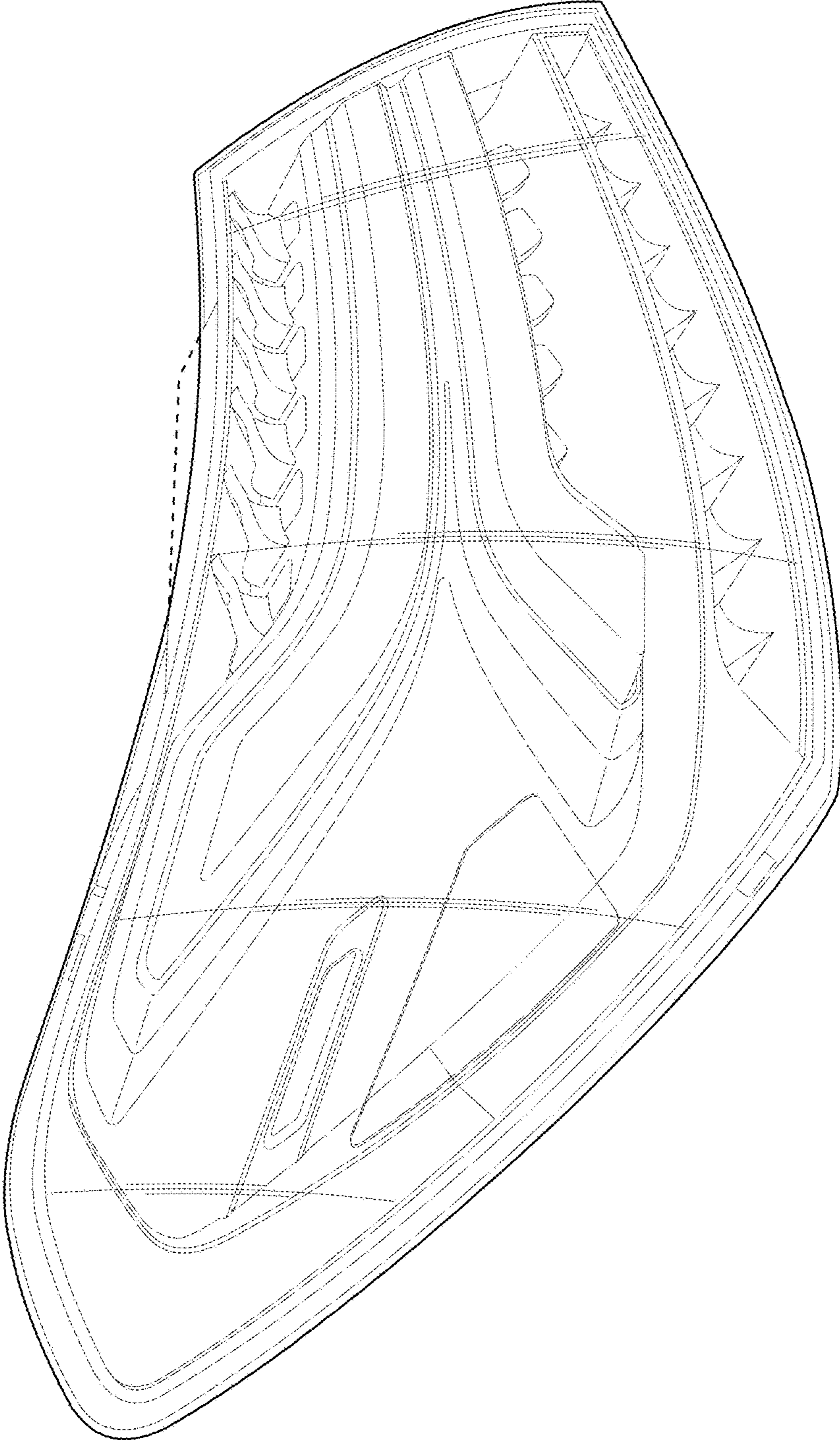
FIG. 1 is a front view of a first embodiment of a taillight for a vehicle according to the design;  
FIG. 2 is a left, front perspective view thereof; and  
FIG. 3 is a left side view thereof.  
FIG. 4 is a front view of a second embodiment of the taillight for a vehicle according to the design;  
FIG. 5 is a right, front perspective view thereof; and,  
FIG. 6 is a right side view thereof.  
The broken lines in the drawings illustrate environmental subject matter only and form no part of the claimed design.

**1 Claim, 6 Drawing Sheets**

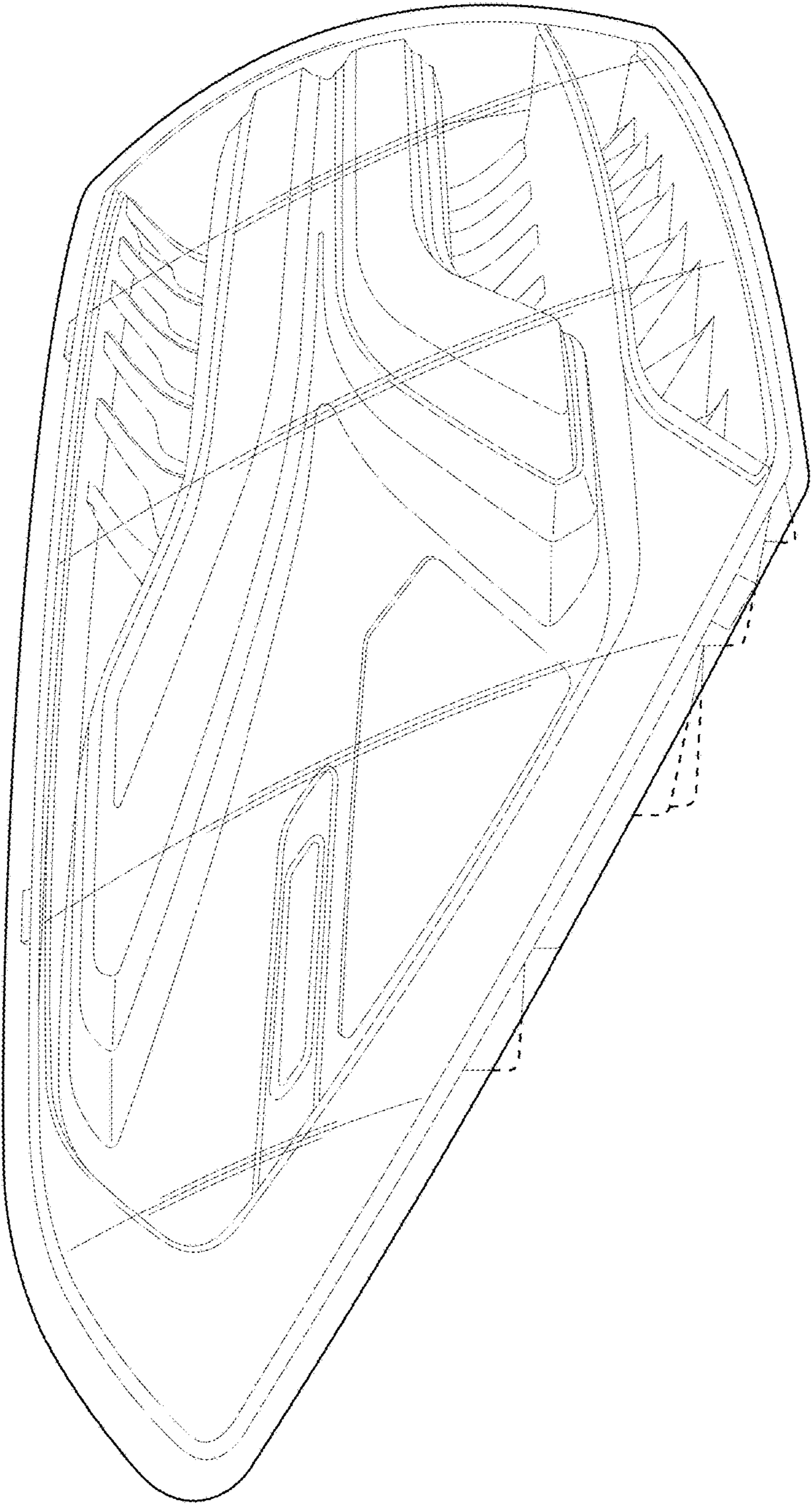




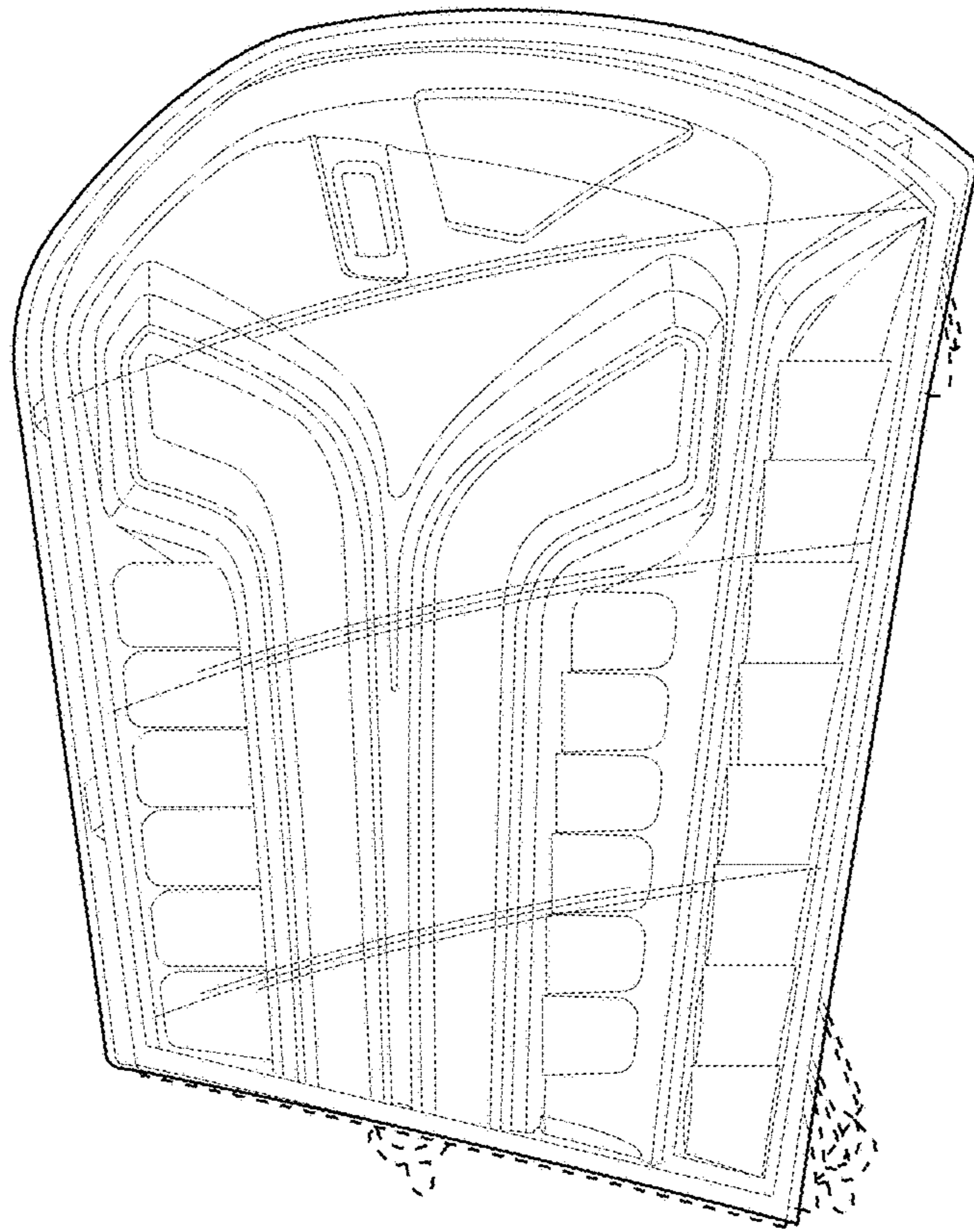
**FIG. 1**



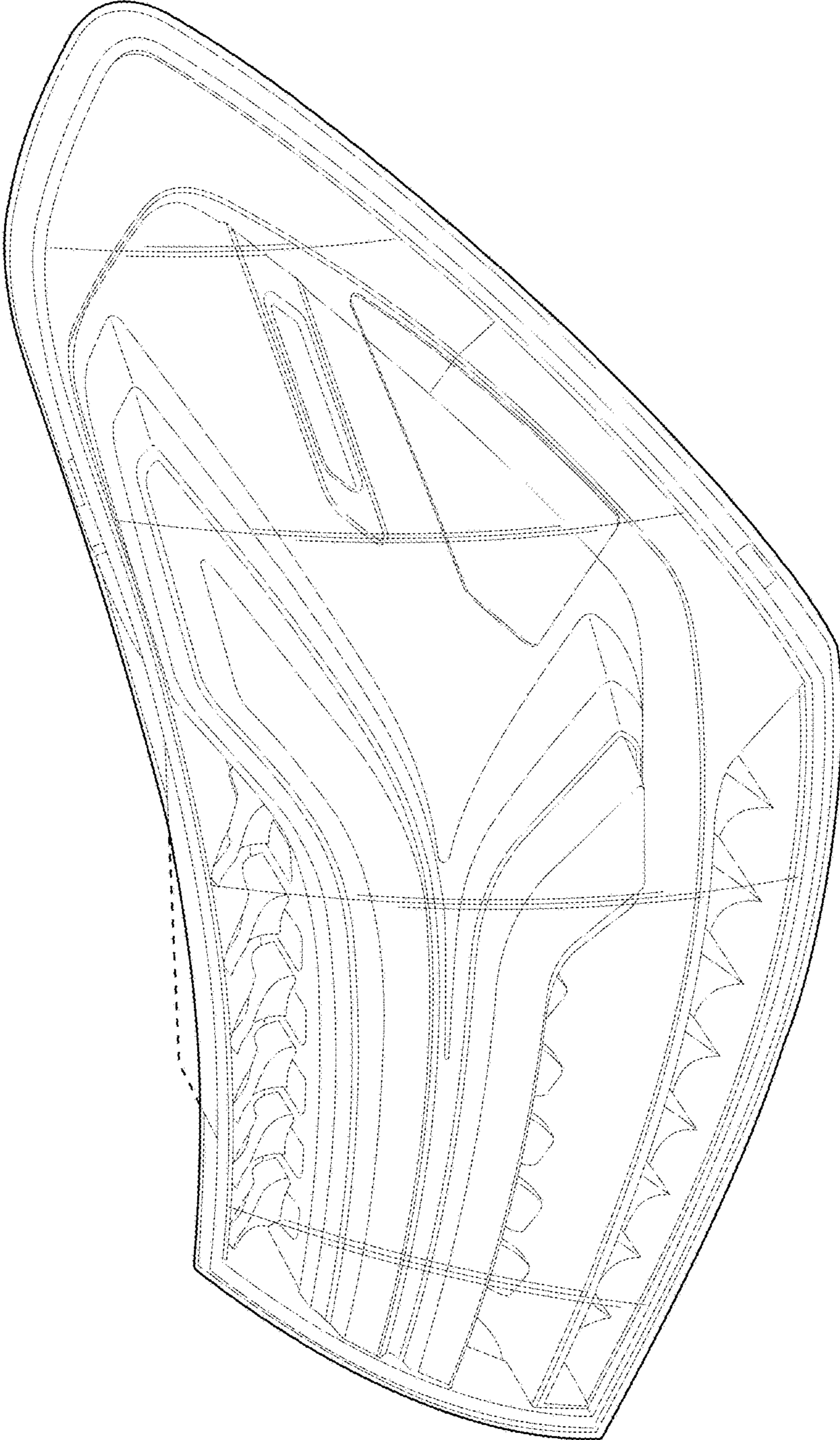
**FIG. 2**



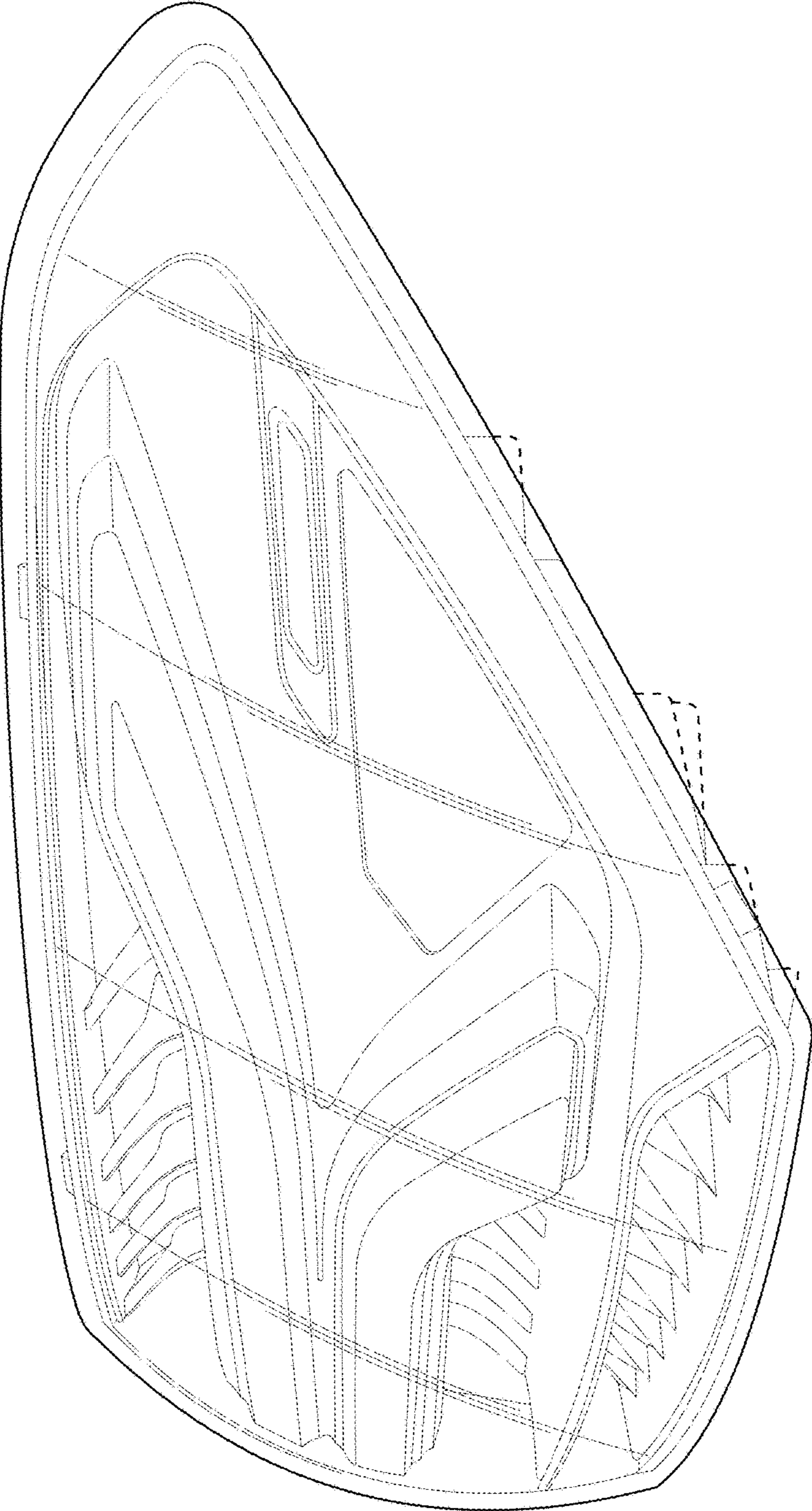
**FIG. 3**



**FIG. 4**



**FIG. 5**



**FIG. 6**