



US00D850668S

(12) **United States Design Patent** (10) **Patent No.:** **US D850,668 S**  
**Okumura et al.** (45) **Date of Patent:** **\*\* Jun. 4, 2019**

(54) **LED LAMP**

FOREIGN PATENT DOCUMENTS

(71) Applicant: **IRIS OHYAMA INC.**, Sendai-shi,  
Miyagi (JP)

JP 1454840 S 11/2012  
JP 1460848 S 2/2013

(72) Inventors: **Akihiko Okumura**, Kakuda (JP);  
**Hisashi Sato**, Kakuda (JP)

OTHER PUBLICATIONS

(73) Assignee: **IRIS OHYAMA INC.**, Sendai-shi (JP)

An Office Action; "Notice of Allowance", issued by the Japanese Patent Office dated Feb. 7, 2018, which corresponds to Japanese Design Application No. 2017-016893; with English language Concise Explanation.

(\*\*) Term: **15 Years**

(21) Appl. No.: **29/634,089**

\* cited by examiner

(22) Filed: **Jan. 18, 2018**

*Primary Examiner* — Marcus A Jackson

(30) **Foreign Application Priority Data**

(74) *Attorney, Agent, or Firm* — Studebaker & Brackett PC

Aug. 4, 2017 (JP) ..... 2017-016893

(51) **LOC (11) Cl.** ..... **26-04**

(57) **CLAIM**

(52) **U.S. Cl.**  
USPC ..... **D26/2**

The ornamental design for an LED lamp, as shown and described.

(58) **Field of Classification Search**  
USPC ..... D26/1-4  
CPC ..... H01R 5/00; H01R 13/46; H01R 13/514;  
H01R 31/048; H01R 31/02; H01J 5/00;  
H01J 5/16; H01J 1/02; H01J 15/00; H01J  
5/48; H01J 5/50; H01J 19/54; F21V 5/00;  
F21V 13/00; F21V 29/004

**DESCRIPTION**

See application file for complete search history.

FIG. 1 is a top perspective view of an LED lamp showing our new design;  
FIG. 2 is a front view thereof;  
FIG. 3 is a rear view thereof;  
FIG. 4 is a top view thereof;  
FIG. 5 is a bottom view thereof;  
FIG. 6 is a right-side view thereof;  
FIG. 7 is a left-side view thereof;  
FIG. 8 is a cross-sectional view taken along line 8-8 in FIG. 2, in which the internal mechanism is omitted; and,  
FIG. 9 is another top perspective view thereof, in which the pale gray portion is a light emitting portion.

(56) **References Cited**

U.S. PATENT DOCUMENTS

D688,394 S \* 8/2013 Tsai ..... D26/2  
D691,745 S \* 10/2013 Wang ..... D26/2  
D698,048 S \* 1/2014 Jiang ..... D26/2  
D698,049 S \* 1/2014 Jiang ..... D26/2  
D700,720 S \* 3/2014 Su ..... D26/2  
D720,478 S \* 12/2014 Zeng ..... D26/2  
D734,882 S 7/2015 Yu

**1 Claim, 9 Drawing Sheets**

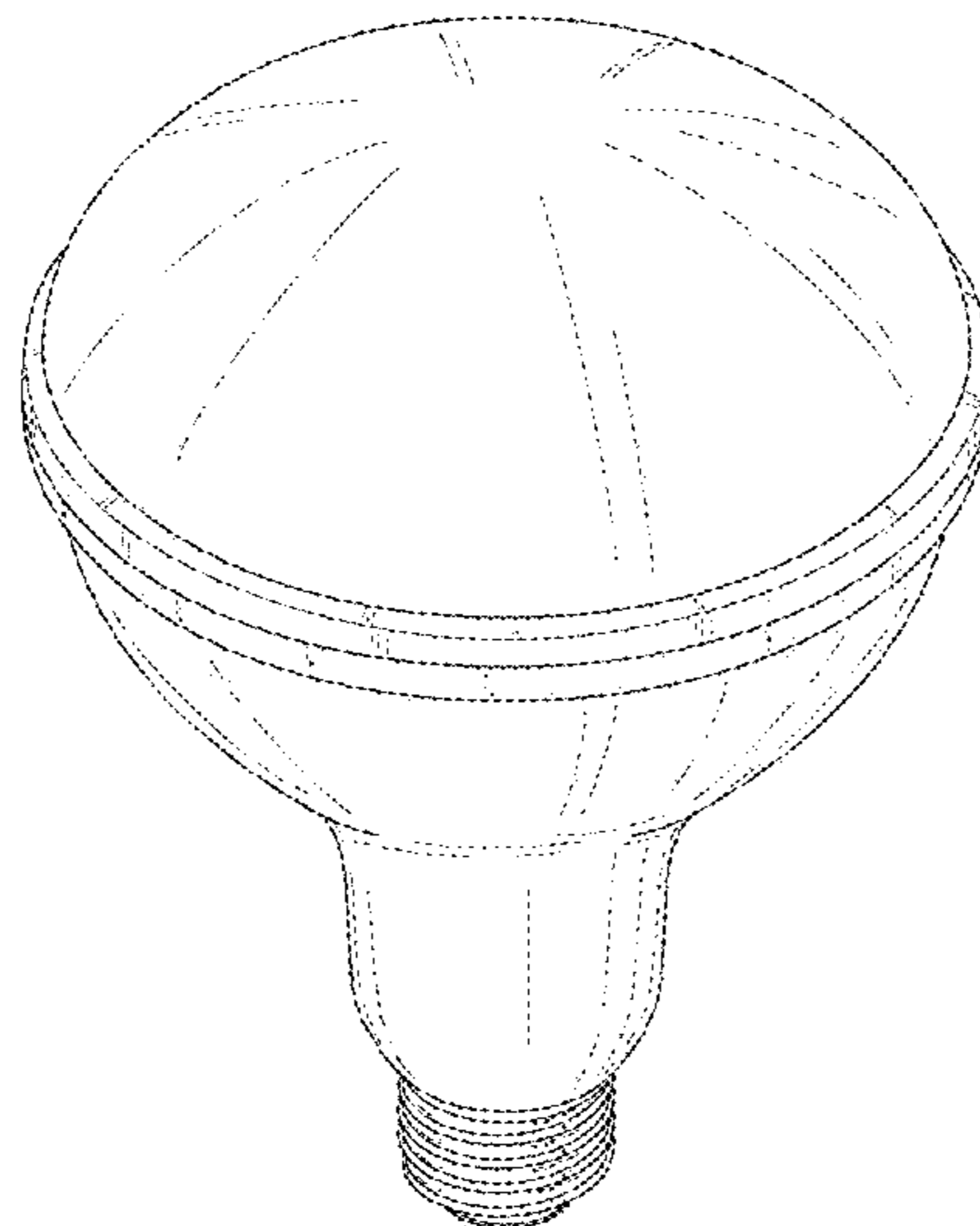


FIG. 1

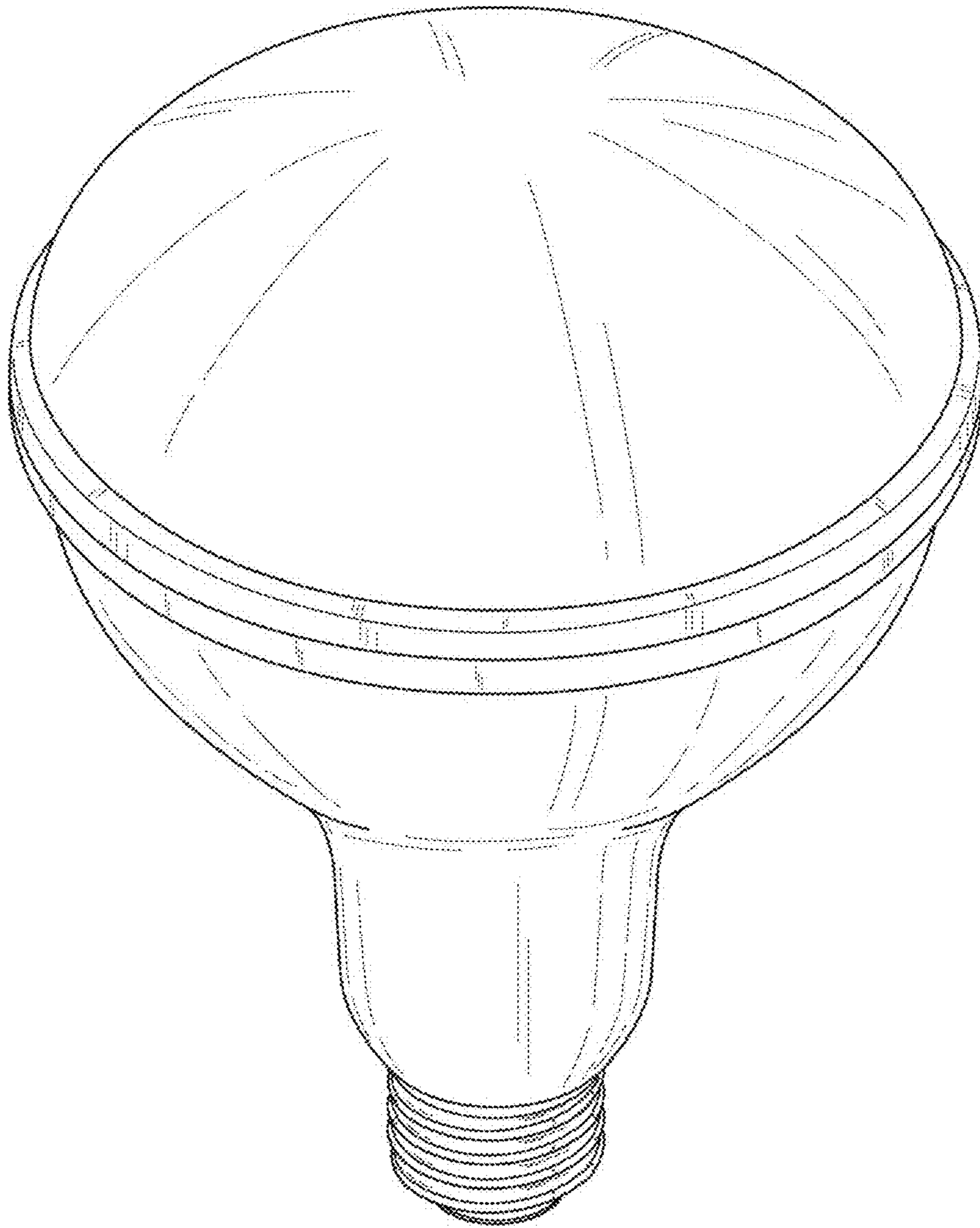


FIG. 2




FIG. 3




FIG. 4




FIG. 5

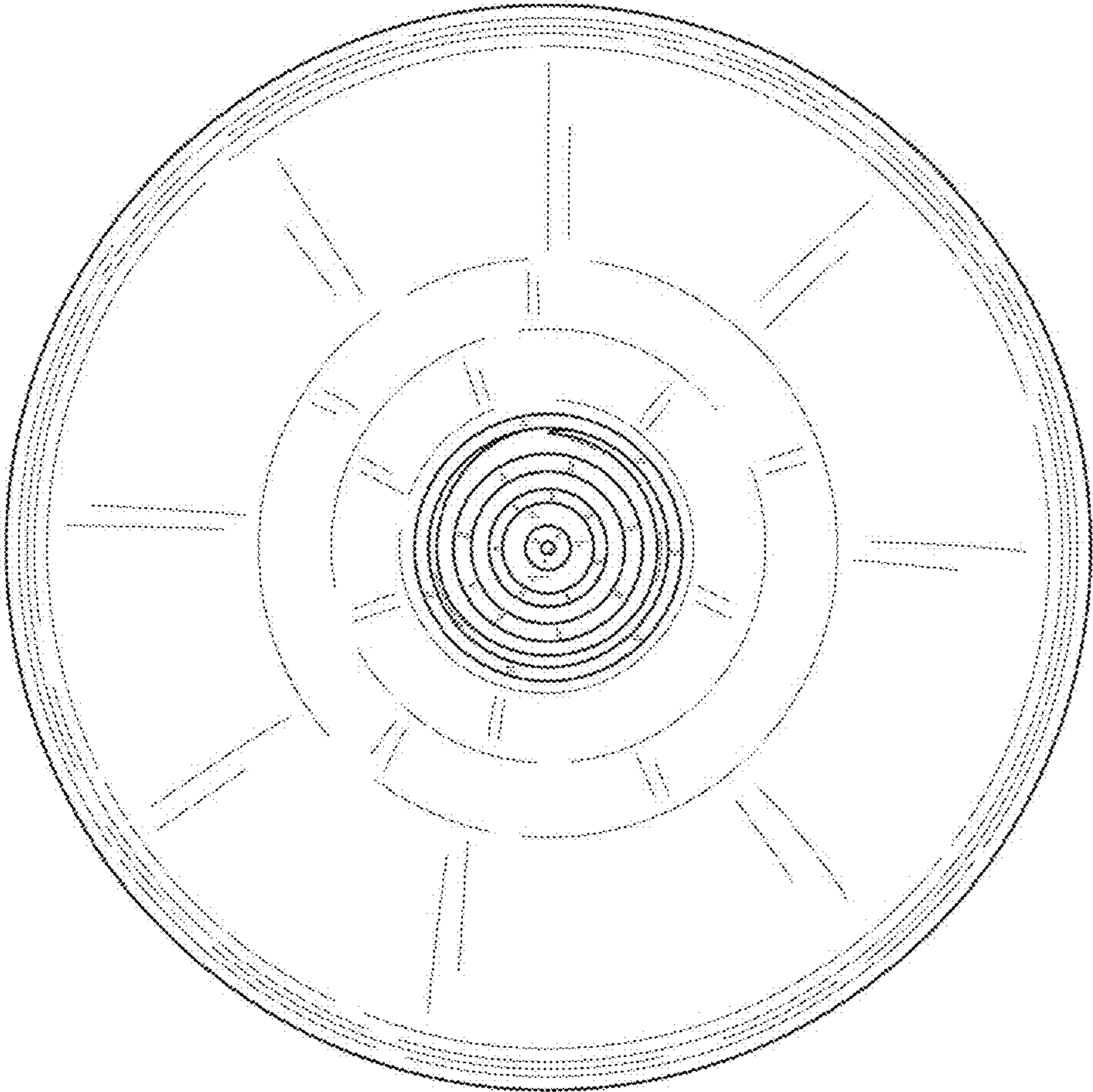


FIG. 6




FIG. 7






FIG. 8

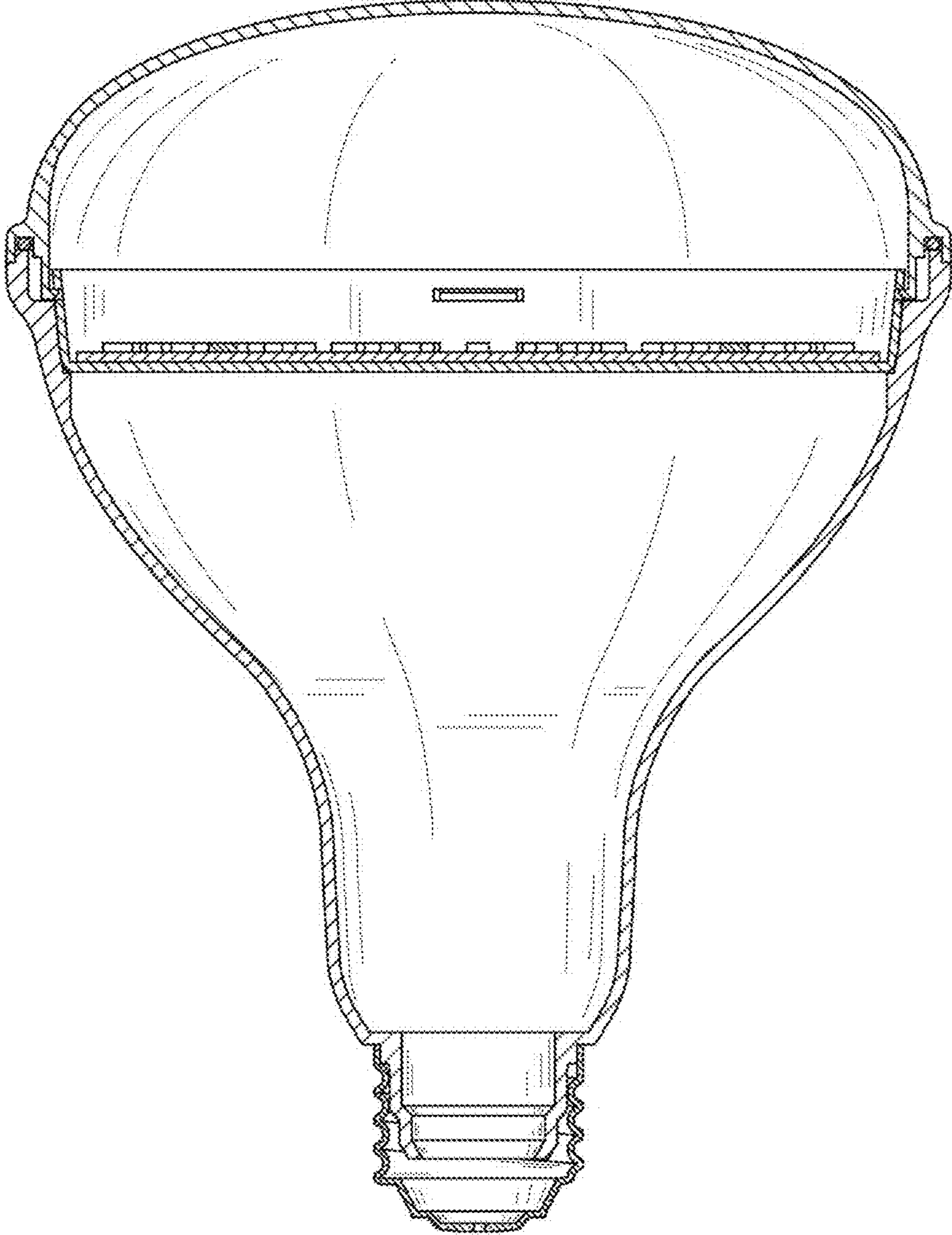


FIG. 9

