



US00D850661S

(12) **United States Design Patent** (10) **Patent No.:** **US D850,661 S**
Rynberk, Jr. (45) **Date of Patent:** **** Jun. 4, 2019**

(54) **LANDSCAPE EDGING**

(71) Applicant: **Valley View Industries**, Crestwood, IL (US)

(72) Inventor: **Howard Rynberk, Jr.**, Homer Glen, IL (US)

(73) Assignee: **Valley View Industries**, Crestwood, IL (US)

(**) Term: **15 Years**

(21) Appl. No.: **29/628,325**

(22) Filed: **Dec. 4, 2017**

(51) **LOC (11) Cl.** **25-01**

(52) **U.S. Cl.**
USPC **D25/164**

(58) **Field of Classification Search**
USPC D25/136, 137, 164, 199
CPC .. Y10S 30/05; A01G 9/28; E06B 1/00; A47G 27/045; A47G 27/0456; A47G 27/0462
See application file for complete search history.

(56) **References Cited**

U.S. PATENT DOCUMENTS

1,139,515	A *	5/1915	Haas	A01G 9/28
					D25/136
D378,857	S *	4/1997	Hale	D25/164
D453,578	S	2/2002	Olson		
D541,952	S *	5/2007	Keeley	D25/119
D543,286	S *	5/2007	Keeley	D25/119
D586,005	S *	2/2009	Schumaker	D25/119
D595,429	S *	6/2009	Orton	D25/119
D733,936	S	7/2015	Amrine et al.		
D773,074	S	11/2016	Amrine et al.		
D800,352	S *	10/2017	Amrine	D25/164

D840,059	S *	2/2019	Sanders	D25/164
2002/0139045	A1 *	10/2002	Womack	E02B 3/00
					47/33
2018/0298577	A1 *	10/2018	Morey	A01G 9/28

* cited by examiner

Primary Examiner — Cynthia Ramirez

Assistant Examiner — L. Martinez

(74) *Attorney, Agent, or Firm* — Cook Alex Ltd.; R. Blake Johnston

(57) **CLAIM**

The ornamental design for landscape edging, as shown and described.

DESCRIPTION

FIG. 1 is a perspective view of a first embodiment of the landscape edging;

FIG. 2 is a top plan view of the first embodiment of the landscape edging;

FIG. 3 is a front elevational view of the first embodiment of the landscape edging;

FIG. 4 is a bottom plan view of the first embodiment of the landscape edging;

FIG. 5 is a rear elevational view of the first embodiment of the landscape edging;

FIG. 6 is a left side elevational view of the first embodiment of the landscape edging, the opposite side of which is a mirror image;


FIG. 7 is a perspective view of a second embodiment of the landscape edging;

FIG. 8 is a top plan view of the second embodiment of the landscape edging; and,

FIG. 9 is a bottom plan view of the second embodiment of the landscape edging.

The broken lines in the drawings illustrate portions of the landscape edging that form no part of the claimed design.

1 Claim, 3 Drawing Sheets



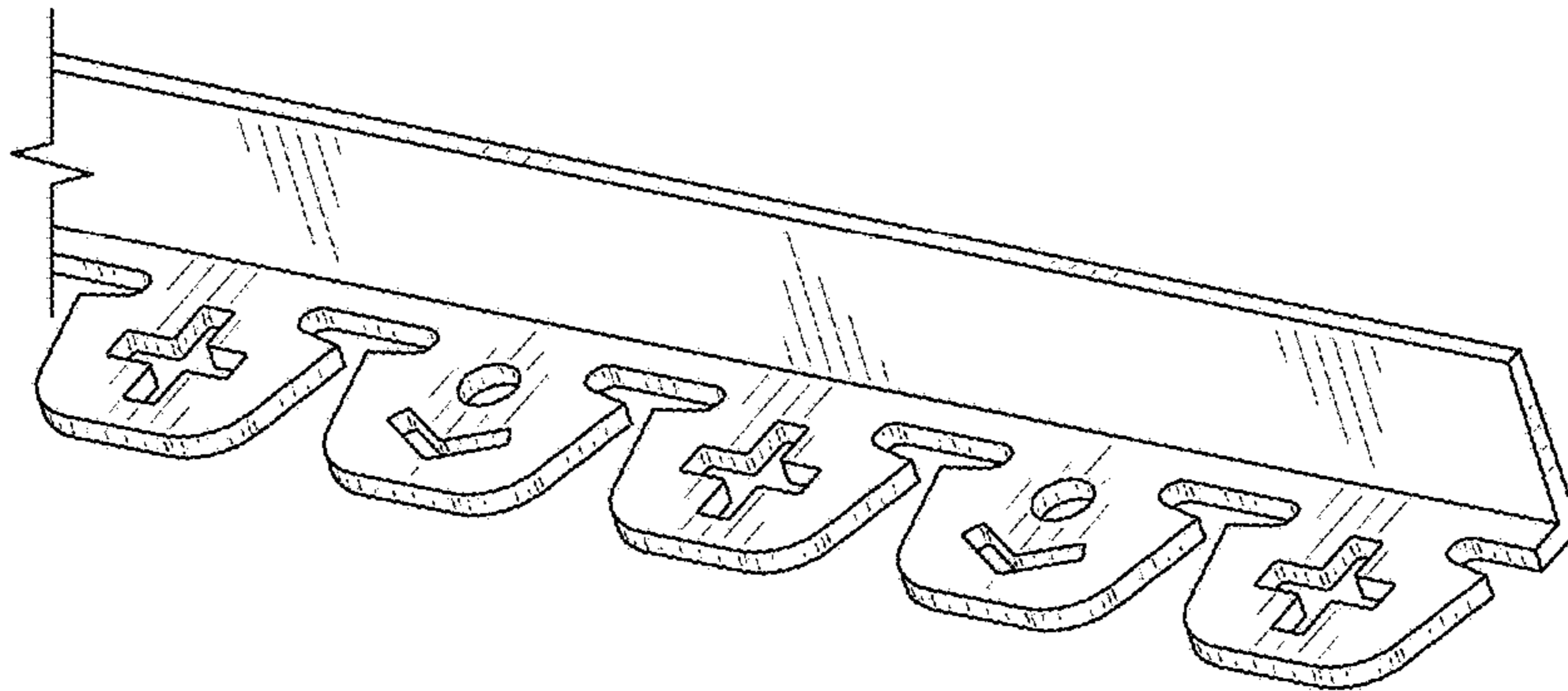


FIG. 1

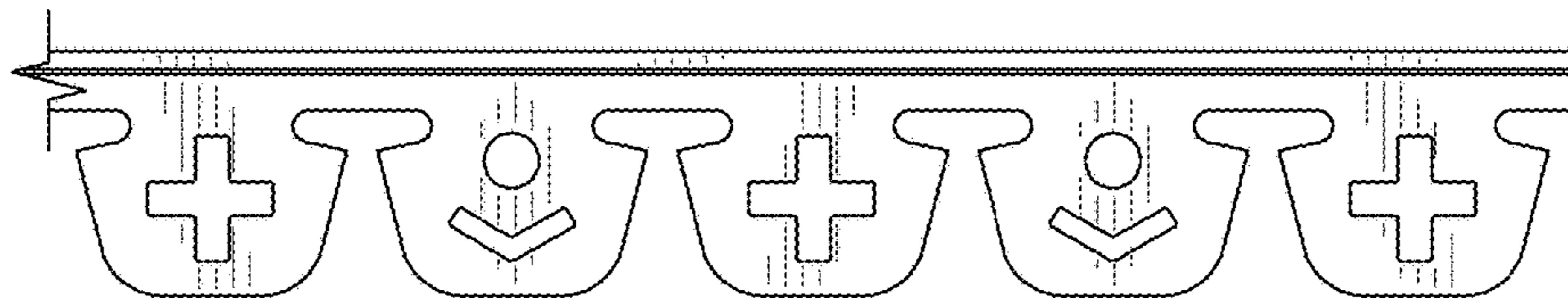


FIG. 2

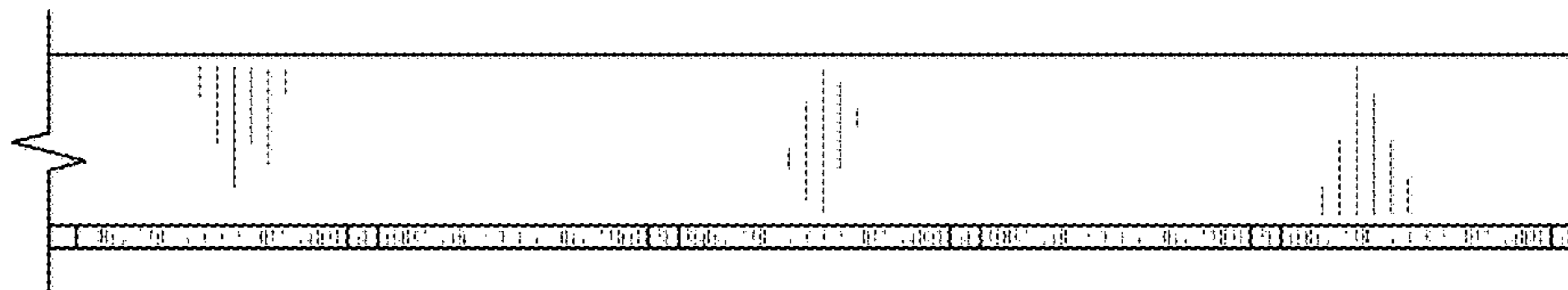


FIG. 3

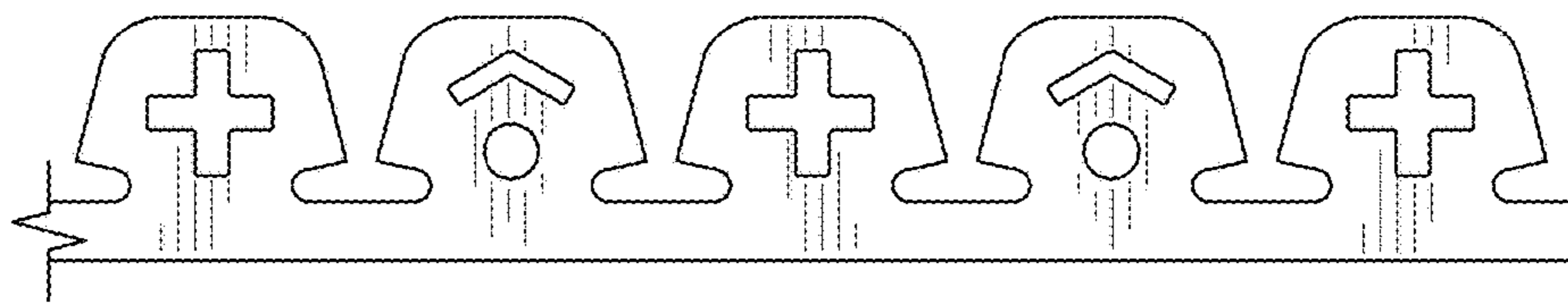


FIG. 4

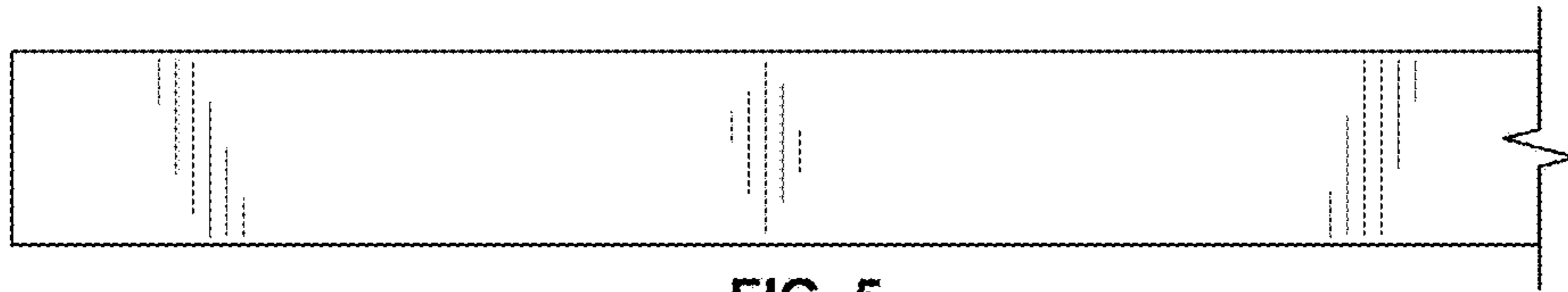


FIG. 5



FIG. 6

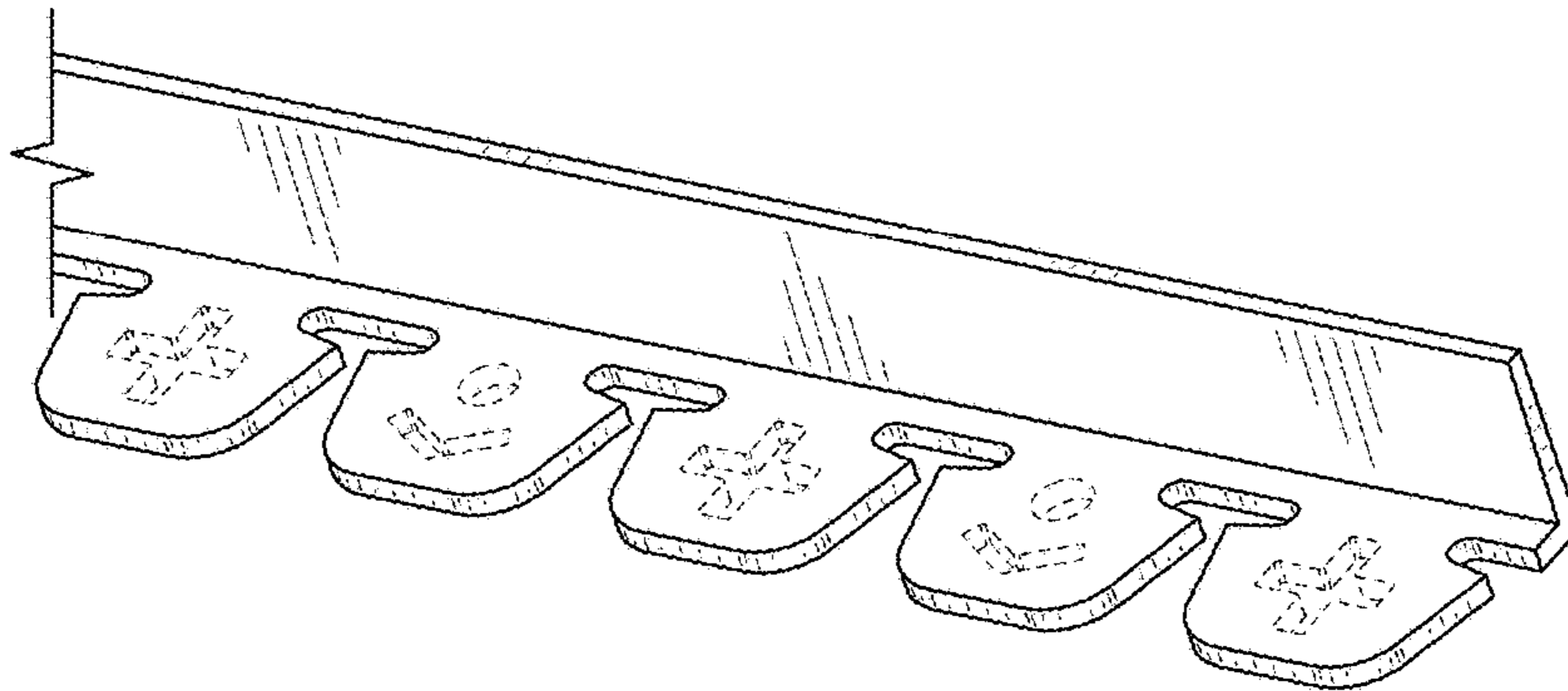


FIG. 7

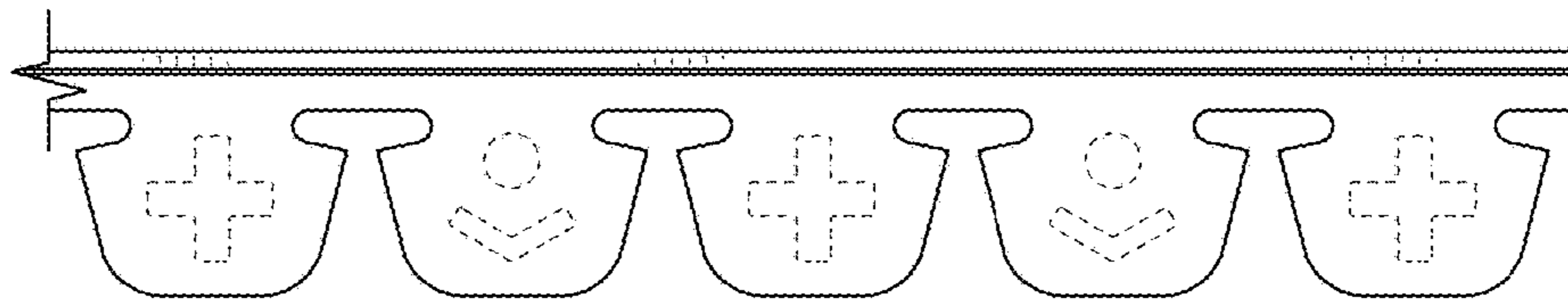


FIG. 8

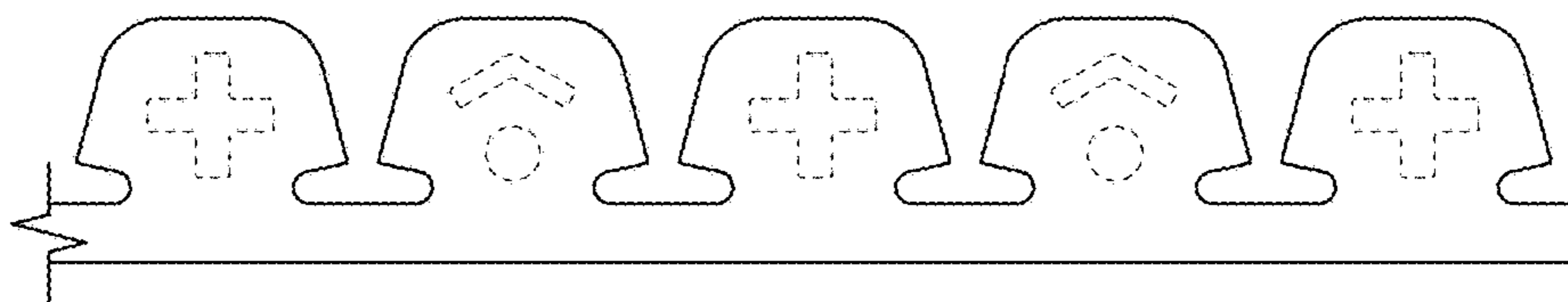


FIG. 9