



US00D850633S

(12) **United States Design Patent**  
**Chiang et al.**

(10) **Patent No.:** **US D850,633 S**  
(45) **Date of Patent:** **\*\* Jun. 4, 2019**

- (54) **COMPRESSION CALF SLEEVE**
- (71) Applicant: **SPECIAL PROTECTORS CO., LTD.**,  
New Taipei (TW)
- (72) Inventors: **Chi-Sheng Chiang**, New Taipei (TW);  
**Chi-Lan Liao**, New Taipei (TW)
- (73) Assignee: **SPECIAL PROTECTORS CO., LTD.**,  
New Taipei (TW)

(\*\*) Term: **15 Years**

(21) Appl. No.: **29/591,318**

(22) Filed: **Jan. 19, 2017**

(30) **Foreign Application Priority Data**

Dec. 15, 2016 (TW) ..... 105307622

(51) **LOC (11) Cl.** ..... **24-01**

(52) **U.S. Cl.**  
USPC ..... **D24/190**

(58) **Field of Classification Search**  
USPC ..... D24/190-192; D29/121.2; D2/980, 994,  
D2/731

CPC .... A61F 5/0111; A61F 13/066; A61F 13/085;  
A61F 13/00; A61F 13/08; A61F  
2013/00093; A41D 13/06; A61H  
2201/1697; A61H 2205/12; A61H 9/0078;  
A61H 2201/165; A61H 2205/106; A61H  
2209/00; A61H 2205/10; A41B 11/003;  
A41B 11/02; A41B 2400/20; D04B 1/26  
See application file for complete search history.

(56) **References Cited**

**U.S. PATENT DOCUMENTS**

D331,801 S \* 12/1992 Shiono ..... D24/190  
D393,138 S \* 4/1998 Frey ..... D2/610  
6,224,564 B1 \* 5/2001 Korobow ..... A61F 5/0111  
128/881

D627,077 S \* 11/2010 Gruber ..... D24/206  
D650,166 S \* 12/2011 Stewart ..... D2/980  
D668,820 S \* 10/2012 Shamis ..... D29/120.1  
D728,112 S \* 4/2015 Higgins ..... D24/190  
D758,599 S \* 6/2016 McLachlan ..... D24/190  
D774,280 S \* 12/2016 Hakeem ..... D2/731  
2002/0029012 A1 \* 3/2002 Gardon-Mollard ..... A61F 13/08  
602/62  
2014/0100502 A1 \* 4/2014 Chandler, Jr. .... A61F 5/0109  
602/26

\* cited by examiner

*Primary Examiner* — Jennifer L Watkins

(74) *Attorney, Agent, or Firm* — Bacon & Thomas, PLLC

(57) **CLAIM**

The ornamental design for a compression calf sleeve, as shown and described.

**DESCRIPTION**

FIG. 1 is a perspective view of compression calf sleeve showing my new design

FIG. 2 is a front view thereof;

FIG. 3 is a back view thereof;


FIG. 4 is a left side elevational view thereof;

FIG. 5 is a right side elevational view thereof; and,

FIG. 6 is a back perspective view thereof.

The top and the bottom view of the compression calf sleeve are omitted since they are not claimed in the design.

**1 Claim, 4 Drawing Sheets**






FIG. 1




FIG. 2




FIG. 3




FIG. 4




FIG. 5




FIG. 6