



US00D850632S

(12) **United States Design Patent**
Chiang et al.

(10) **Patent No.:** **US D850,632 S**
(45) **Date of Patent:** **** Jun. 4, 2019**

(54) **ELBOW SUPPORT**
(71) Applicant: **SPECIAL PROTECTORS CO., LTD.**,
New Taipei (TW)
(72) Inventors: **Chi-Sheng Chiang**, New Taipei (TW);
Chi-Lan Liao, New Taipei (TW)
(73) Assignee: **SPECIAL PROTECTORS CO., LTD.**,
New Taipei (TW)

D580,556 S * 11/2008 Lin D24/190
D623,758 S * 9/2010 Chiang D24/190
D623,759 S * 9/2010 Chiang D24/190
D778,506 S * 2/2017 Matfus D29/121.1
D785,804 S * 5/2017 Matfus D24/190

* cited by examiner

Primary Examiner — Jennifer L Watkins
(74) *Attorney, Agent, or Firm* — Bacon & Thomas, PLLC

(**) Term: **15 Years**

(21) Appl. No.: **29/591,316**

(22) Filed: **Jan. 19, 2017**

(51) **LOC (11) Cl.** **24-01**

(52) **U.S. Cl.**
USPC **D24/190**

(58) **Field of Classification Search**
USPC D24/188–190; D29/121.1
CPC A61F 2005/0176; A61F 5/0123; A61F
13/085
See application file for complete search history.

(56) **References Cited**

U.S. PATENT DOCUMENTS

5,887,277 A * 3/1999 Lohman A41D 13/08
2/16
6,224,564 B1 * 5/2001 Korobow A61F 5/0111
128/881

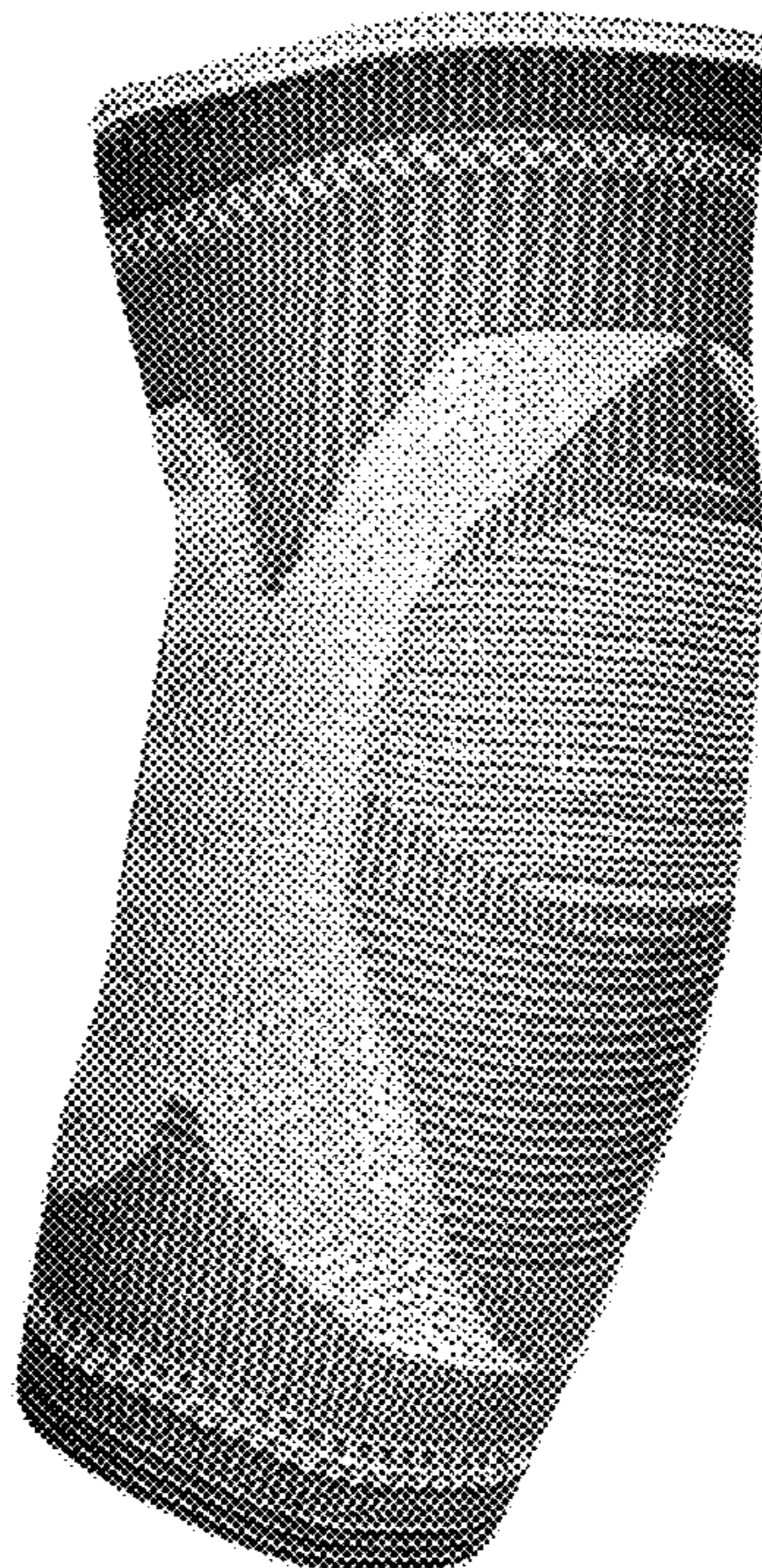
(57) **CLAIM**

The ornamental design for an elbow support, as shown and described.

DESCRIPTION

FIG. 1 is a perspective view of elbow support showing my new design
FIG. 2 is a front view thereof;
FIG. 3 is a back view thereof;
FIG. 4 is a left side elevational view thereof;
FIG. 5 is a right side elevational view thereof; and,
FIG. 6 is a back perspective view thereof.
The top and the bottom view of the elbow support are omitted since they are not claimed in the design.

1 Claim, 4 Drawing Sheets



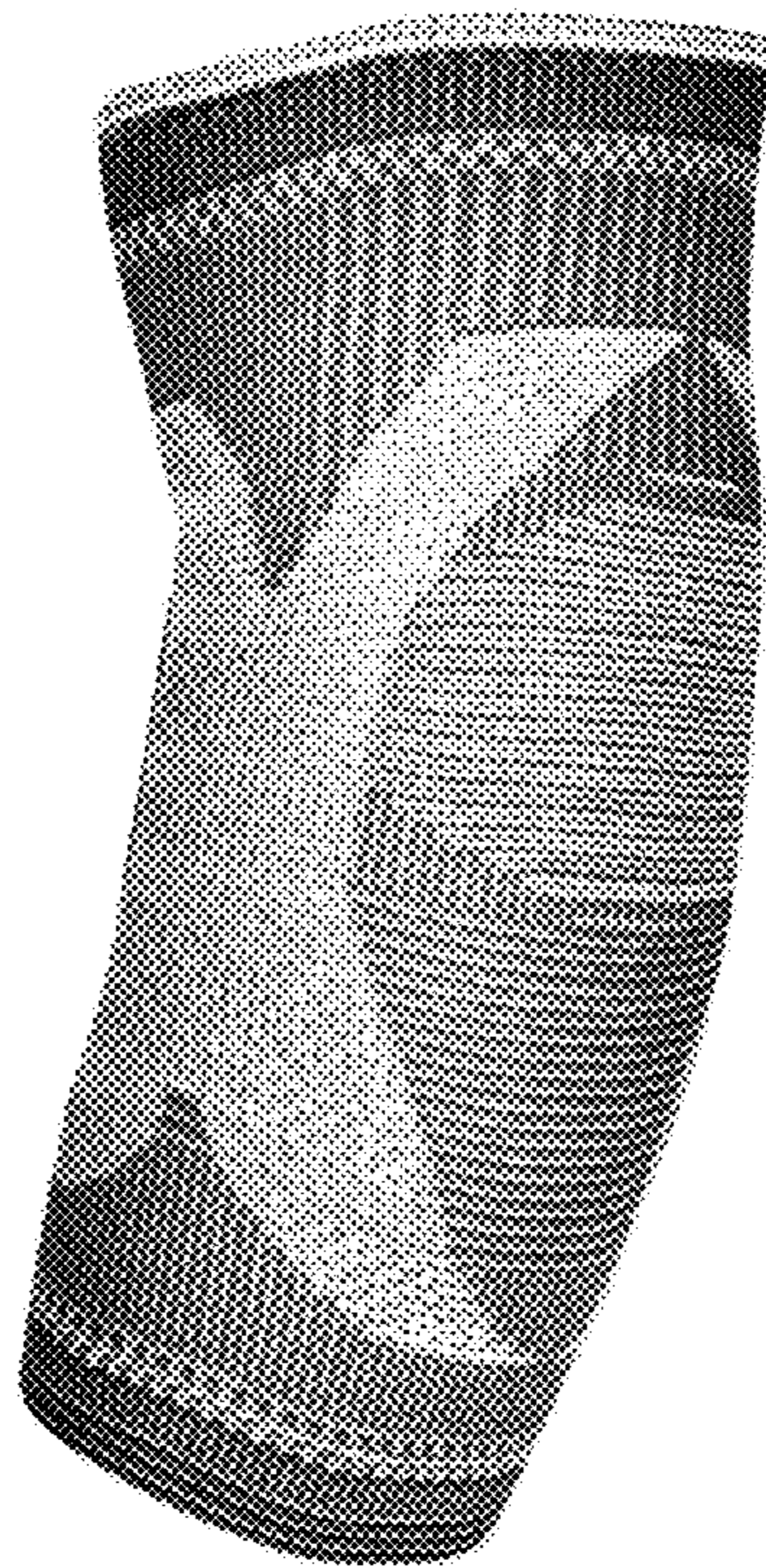


FIG. 1




FIG. 2




FIG. 3

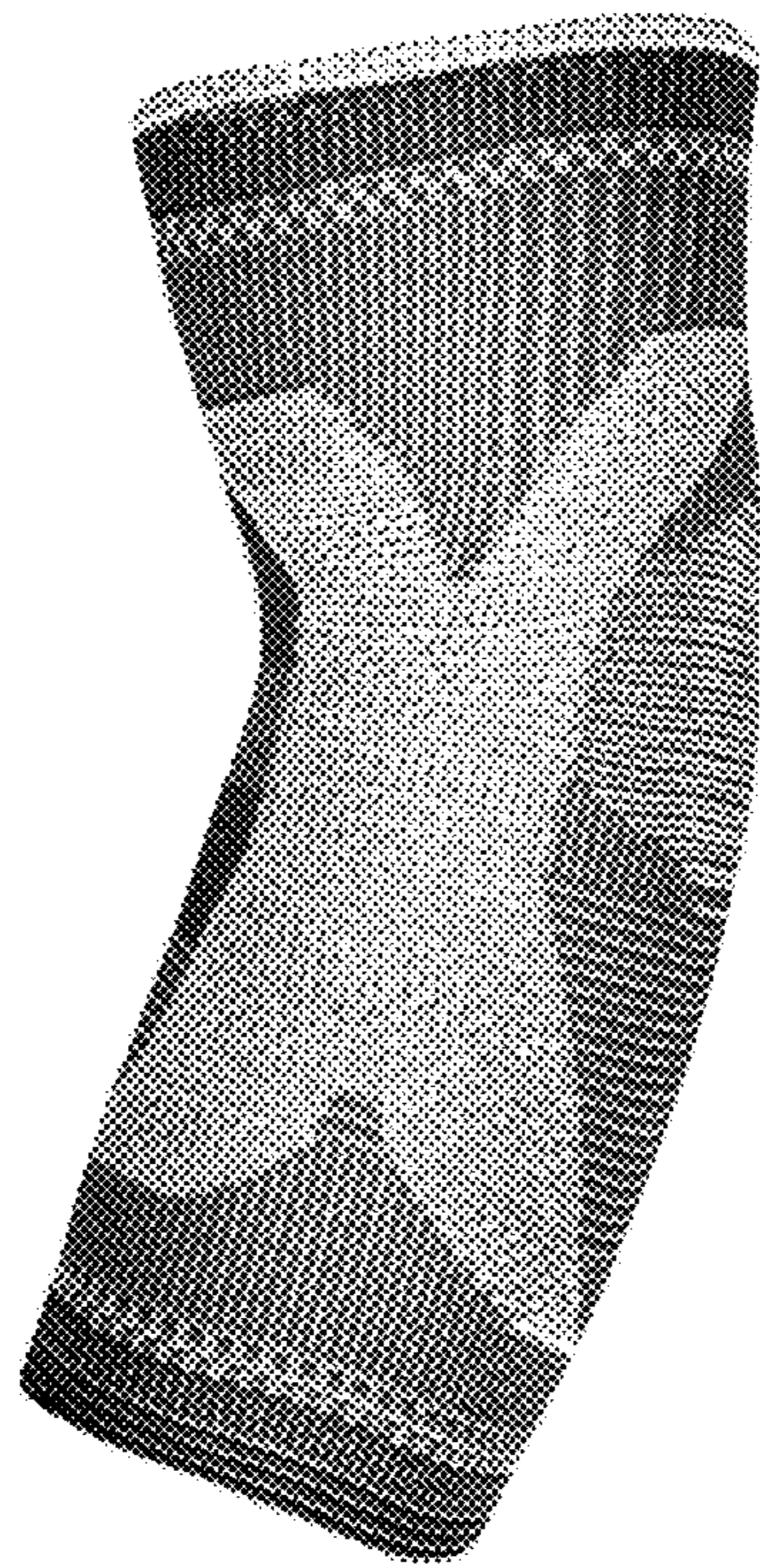


FIG. 4

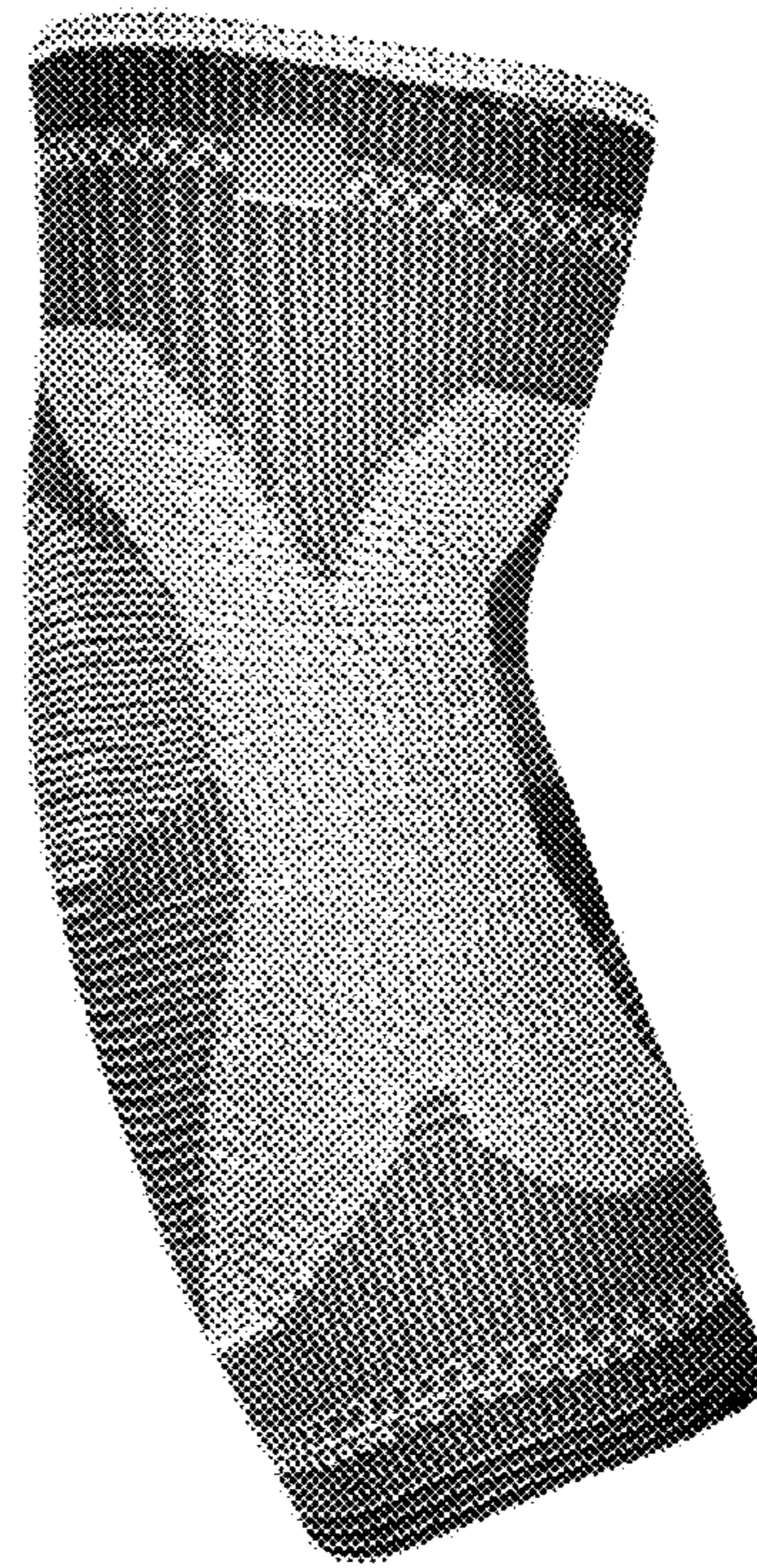


FIG. 5




FIG. 6