



US00D850623S

(12) **United States Design Patent**
Marogil

(10) **Patent No.:** **US D850,623 S**
(45) **Date of Patent:** **** Jun. 4, 2019**

(54) **NON-PNEUMATIC SURGICAL TOURNIQUET**

(71) Applicant: **Mar-Med Co.**, Grand Rapids, MI (US)

(72) Inventor: **Jerry Paul Marogil**, Grand Rapids, MI (US)

(**) Term: **15 Years**

(21) Appl. No.: **29/619,470**

(22) Filed: **Sep. 29, 2017**

(51) **LOC (11) Cl.** **24-01**

(52) **U.S. Cl.**
USPC **D24/169**; D24/143

(58) **Field of Classification Search**
USPC D24/143, 165, 167, 169, 186, 189, 200
CPC A61B 17/1327; A61B 17/1322; A61B 17/1325; B63B 35/7933; B63B 2035/794
See application file for complete search history.

(56) **References Cited**

U.S. PATENT DOCUMENTS

2,882,903	A	4/1959	Ramien	
D399,568	S *	10/1998	VanCleave D24/189
5,823,982	A *	10/1998	Park A61F 5/055 602/36
5,873,813	A	2/1999	Weiss	
D478,170	S *	8/2003	Catlett D24/143
D611,143	S *	3/2010	Williams D24/143
D624,246	S *	9/2010	Houtz D29/120.1
D648,440	S *	11/2011	Allen D24/190
D733,306	S *	6/2015	Blankenship D24/169
D759,829	S *	6/2016	Ben Noon D24/200
2005/0049630	A1	3/2005	Ambach	
2005/0080450	A1	4/2005	Gavriely	

2015/0342614 A1 12/2015 Gavriely et al.
2016/0128700 A1 5/2016 Fry
2018/0140506 A1* 5/2018 Smith A61H 23/0263

OTHER PUBLICATIONS

International Search Report and The Written Opinion of the International Searching Authority, International Application No. PCT/IB17/55982, dated Jan. 17, 2018, (16) pages.

* cited by examiner

Primary Examiner — Anhdao Doan

(74) *Attorney, Agent, or Firm* — Stinson Leonard Street LLP

(57) **CLAIM**

The ornamental design for a non-pneumatic surgical tourniquet, as shown and described.

DESCRIPTION

FIG. 1 is a perspective view of a non-pneumatic surgical tourniquet;
FIG. 2 is a front view thereof;
FIG. 3 is a right side view thereof;
FIG. 4 is a top view thereof;
FIG. 5 is a rear view thereof;
FIG. 6 is a left side view thereof; and,
FIG. 7 is a bottom view thereof.
The elements shown in broken line indicate unclaimed features and form no part of the claimed design.

1 Claim, 7 Drawing Sheets

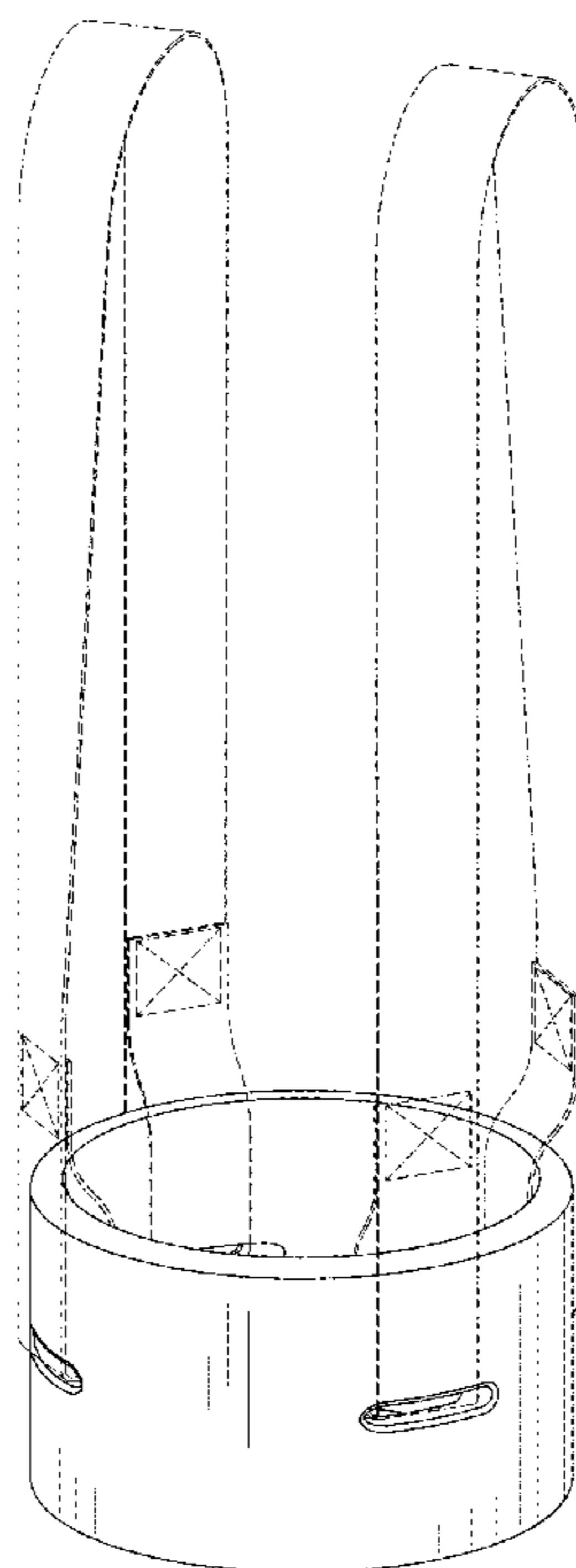


FIG. 1

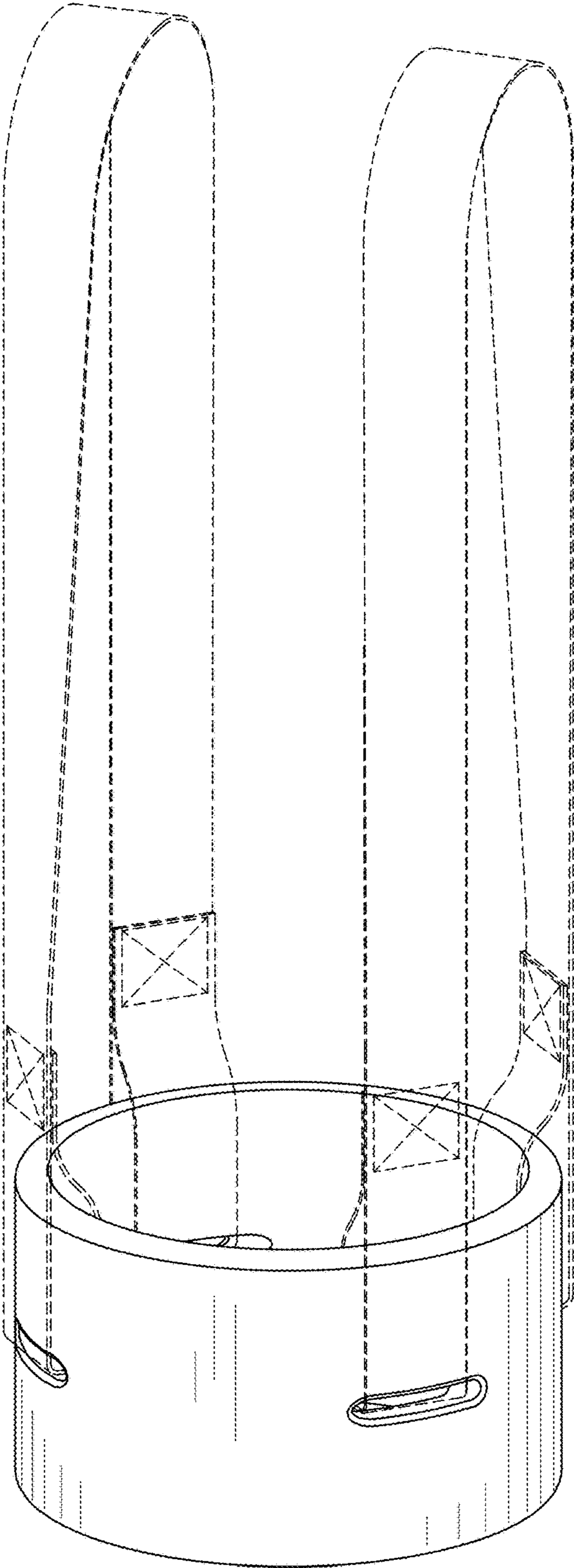


FIG. 2

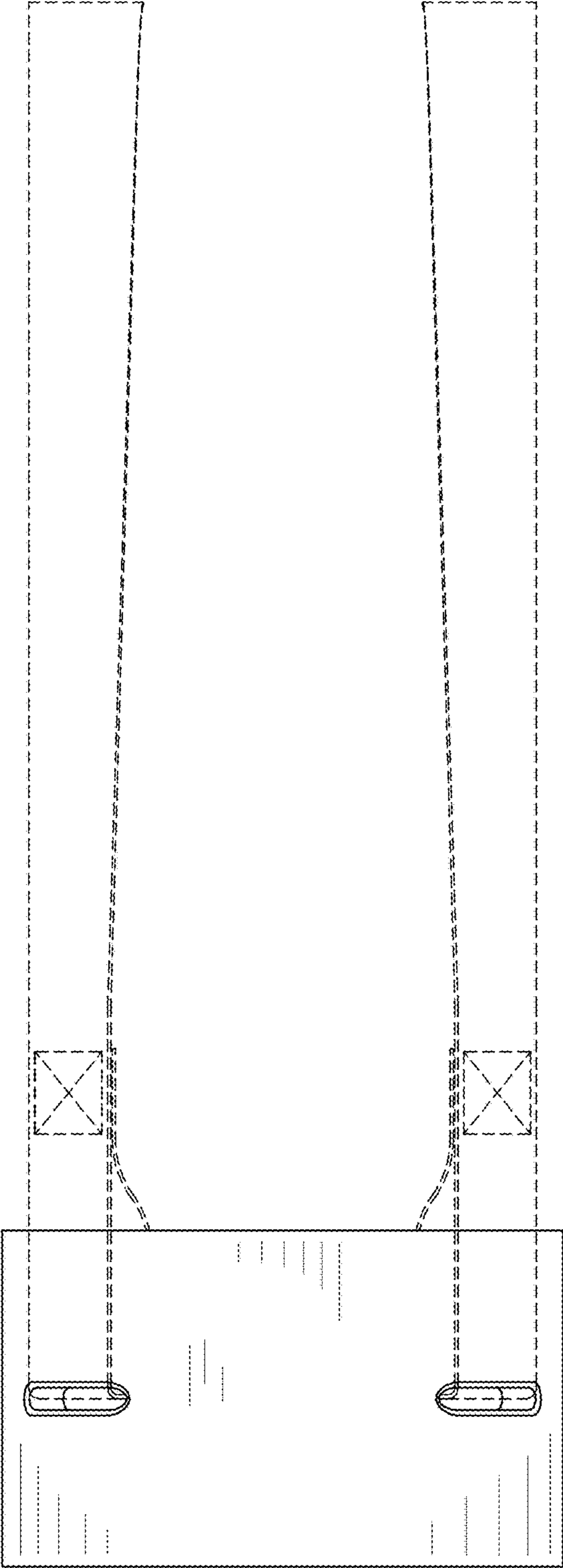


FIG. 3

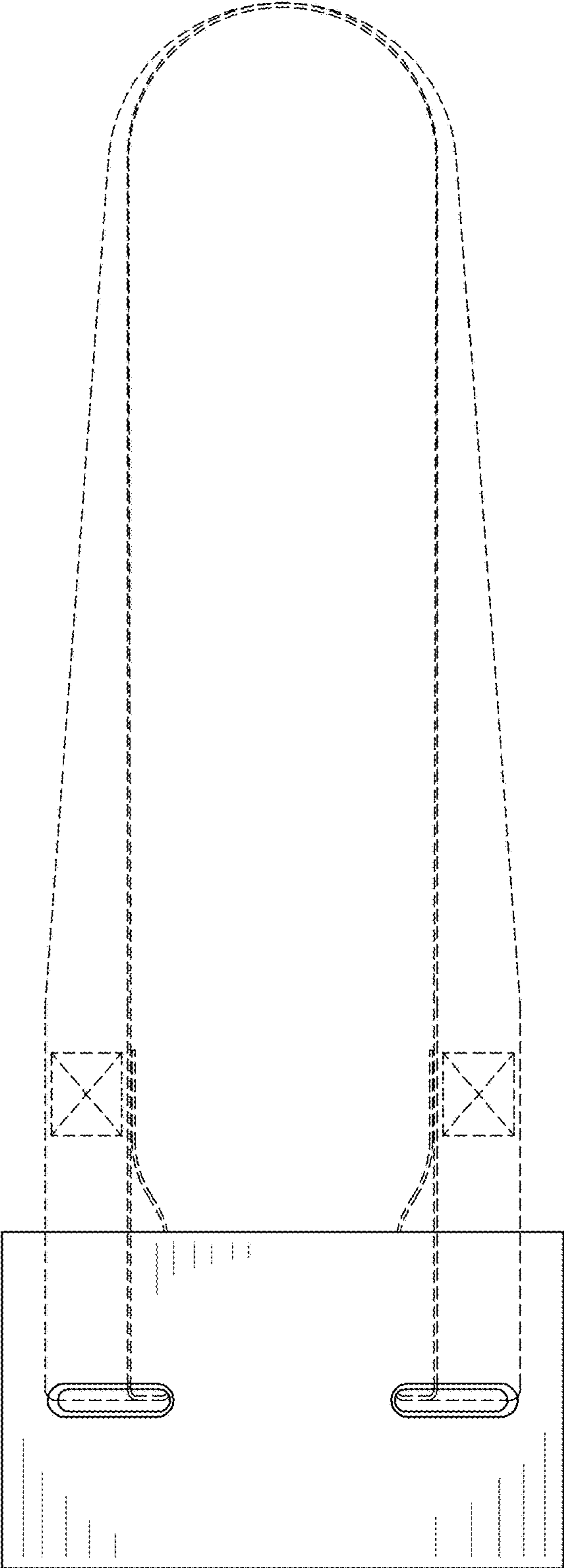


FIG. 4

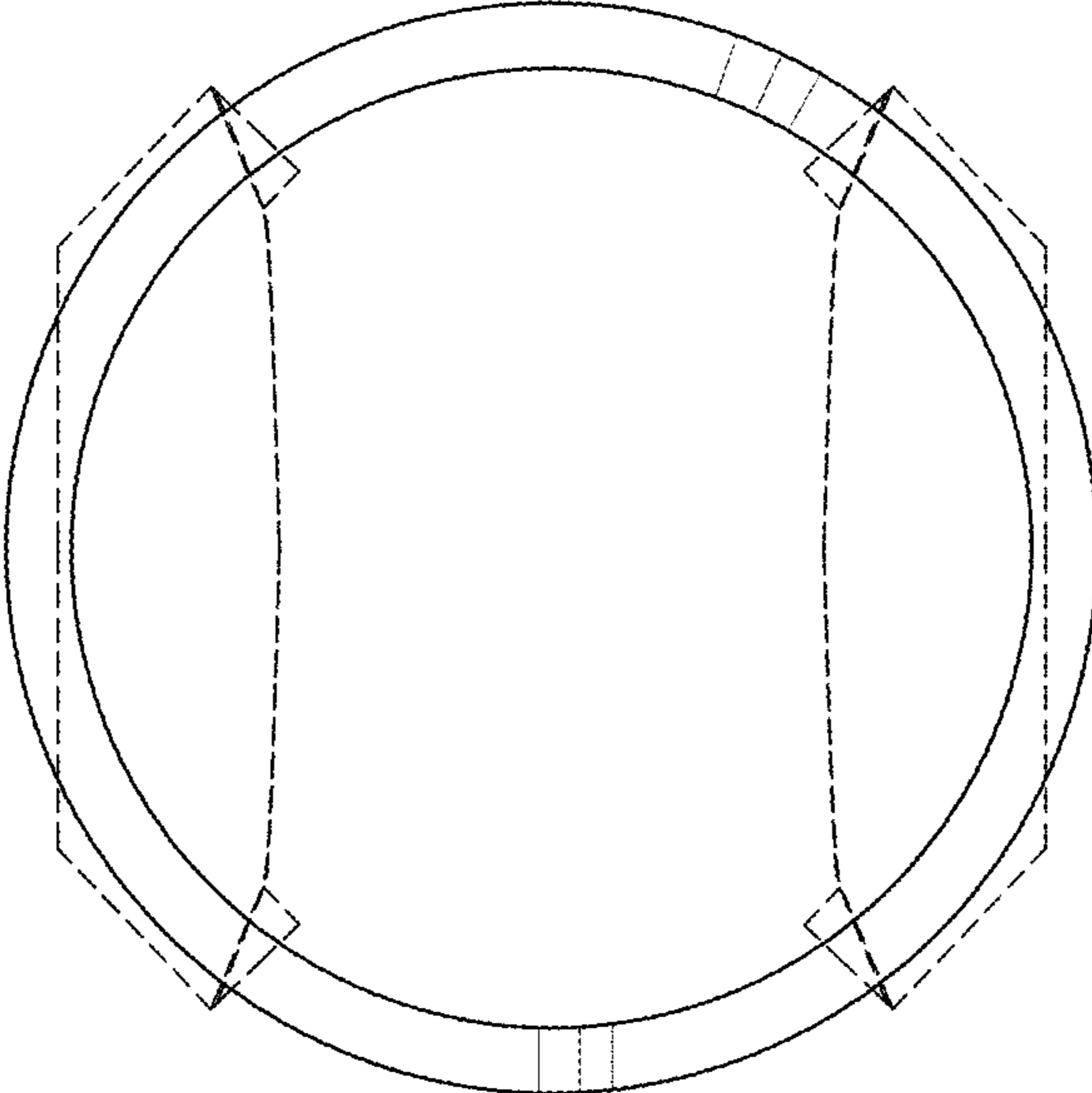


FIG. 5




FIG. 6

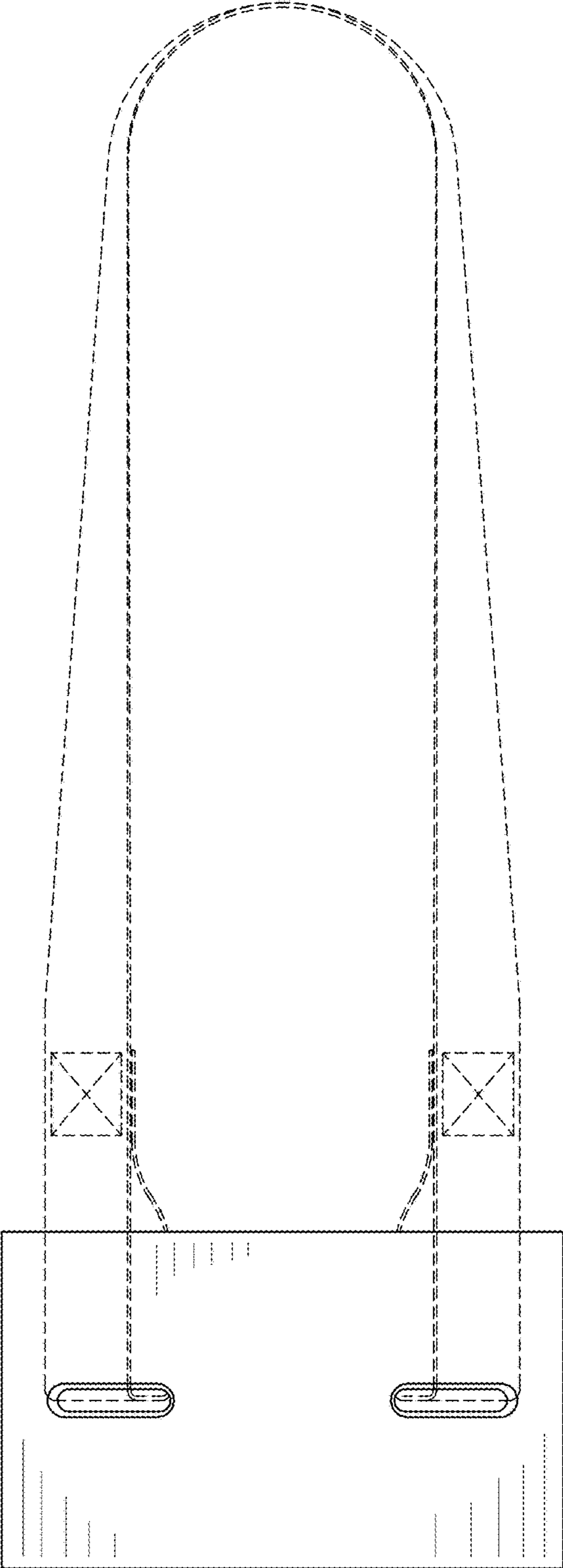


FIG. 7

