



US00D850593S

(12) **United States Design Patent** (10) **Patent No.:** **US D850,593 S**
Petersen et al. (45) **Date of Patent:** **** *Jun. 4, 2019**

- (54) **AIR COOLER**
- (71) Applicant: **FKA Distributing Co., LLC**,
Commerce Township, MI (US)
- (72) Inventors: **Christopher Michael Petersen**,
Commerce Township, MI (US); **Yigal Offir**,
Birmingham, MI (US); **Lori Scooros**,
Macomb, MI (US); **Herb Conroy**,
West Bloomfield, MI (US)
- (73) Assignee: **FKA Distributing Co., LLC**,
Commerce Township, MI (US)
- (*) Notice: This patent is subject to a terminal disclaimer.
- (**) Term: **15 Years**

5,168,722 A	12/1992	Brock	
D361,828 S *	8/1995	Chen	D23/332
D403,757 S *	1/1999	Aketa	D23/351
D414,253 S *	9/1999	Kobayashi	D23/351
6,101,831 A	8/2000	Ciccione	
6,149,141 A	11/2000	Birdsell et al.	
6,223,548 B1	5/2001	Calvert	
6,502,414 B1	1/2003	Calvert	
D493,215 S *	7/2004	Asaoka	D23/351
6,915,654 B2	7/2005	Johnson	
D532,889 S *	11/2006	Shimizu	D23/351
D543,614 S *	5/2007	Chen	D23/382
D553,725 S *	10/2007	Shimizu	D23/351
D559,973 S *	1/2008	Rabito	D23/412
D594,960 S *	6/2009	Orihara	D23/366
D606,645 S *	12/2009	Orihara	D23/366
D626,206 S *	10/2010	Orihara	D23/366
D710,487 S *	8/2014	Lin	D23/355
D726,892 S	4/2015	Chan	

(Continued)

- (21) Appl. No.: **29/597,332**
- (22) Filed: **Mar. 16, 2017**
- (51) **LOC (11) Cl.** **23-04**
- (52) **U.S. Cl.**
USPC **D23/333**
- (58) **Field of Classification Search**
USPC D23/333, 335, 341, 342, 351, 353, 354,
D23/355, 356, 359, 364, 365, 370, 385,
D23/386, 388, 393
CPC F24F 1/00; F24F 1/0007; F24F 1/02; F24F
1/08; F24F 1/42; F24F 1/56; F24F 1/60;
F24F 3/044; F24F 3/048; F24F 3/16;
F24F 7/00; F24F 7/04; F24F 12/001;
F24F 12/006
See application file for complete search history.

(56) **References Cited**
U.S. PATENT DOCUMENTS

D188,357 S *	7/1960	Klotz, Jr.	D23/333
D279,815 S *	7/1985	Yuen	D23/356
D291,350 S *	8/1987	Sherman	D23/335

FOREIGN PATENT DOCUMENTS

CN 303331327 S 8/2015

Primary Examiner — Natasha Vujcic

(74) Attorney, Agent, or Firm — Brooks Kushman P.C.

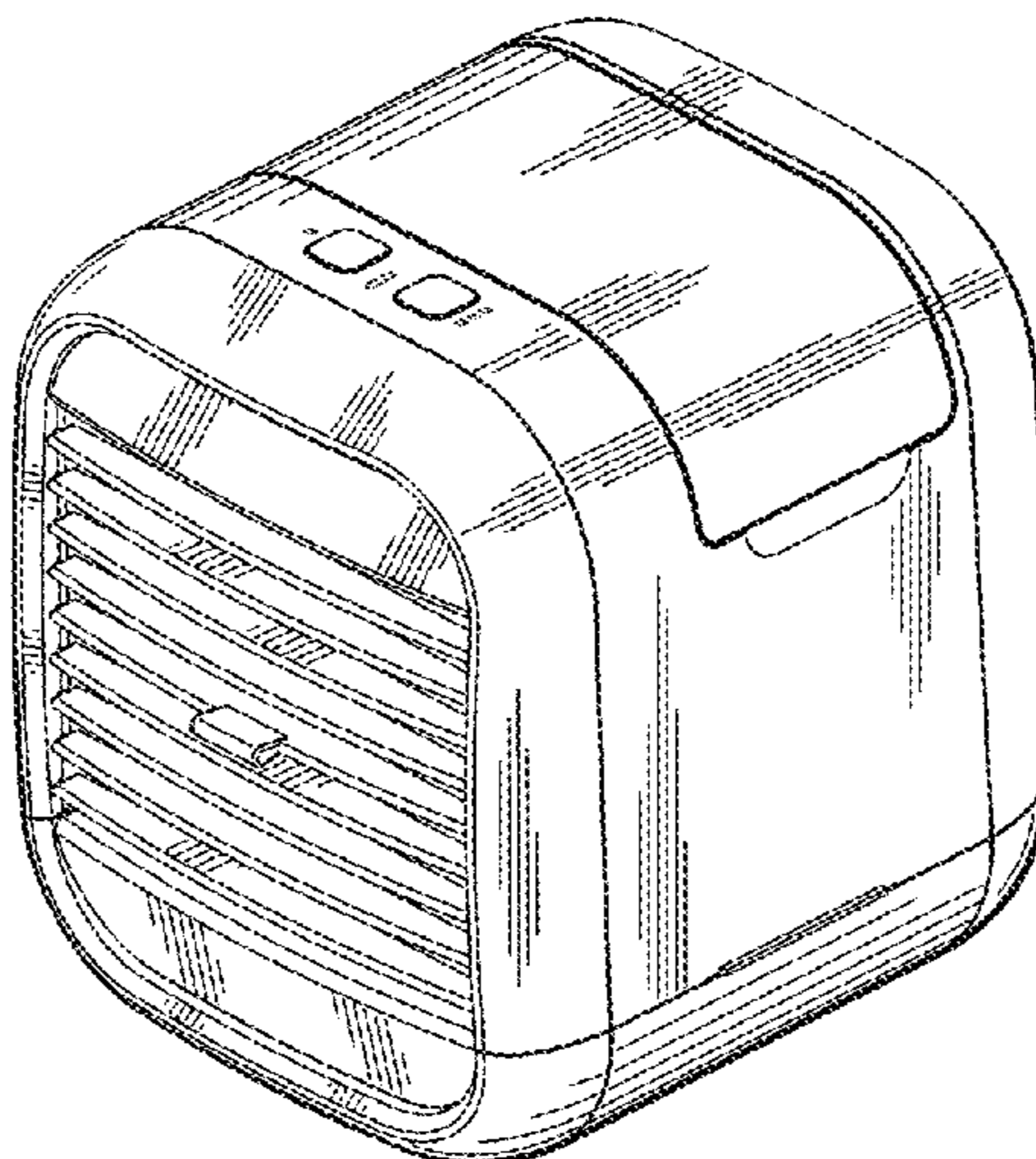
(57) **CLAIM**

The ornamental design for an air cooler, as shown and described.

DESCRIPTION

FIG. 1 is a perspective view of an air cooler according to our design;
 FIG. 2 is a front view of the air cooler;
 FIG. 3 is a rear view of the air cooler;
 FIG. 4 is a right view of the air cooler;
 FIG. 5 is a left view of the air cooler;
 FIG. 6 is a top view of the air cooler; and,
 FIG. 7 is a bottom view of the air cooler.
 The broken lines in the drawings illustrate portions of the air cooler which form no part of the claimed design.

1 Claim, 3 Drawing Sheets



(56)

References Cited

U.S. PATENT DOCUMENTS

D733,273 S * 6/2015 Jeon D23/333
D733,860 S * 7/2015 Konno D23/366
D804,001 S * 11/2017 Cartwright D23/355

* cited by examiner

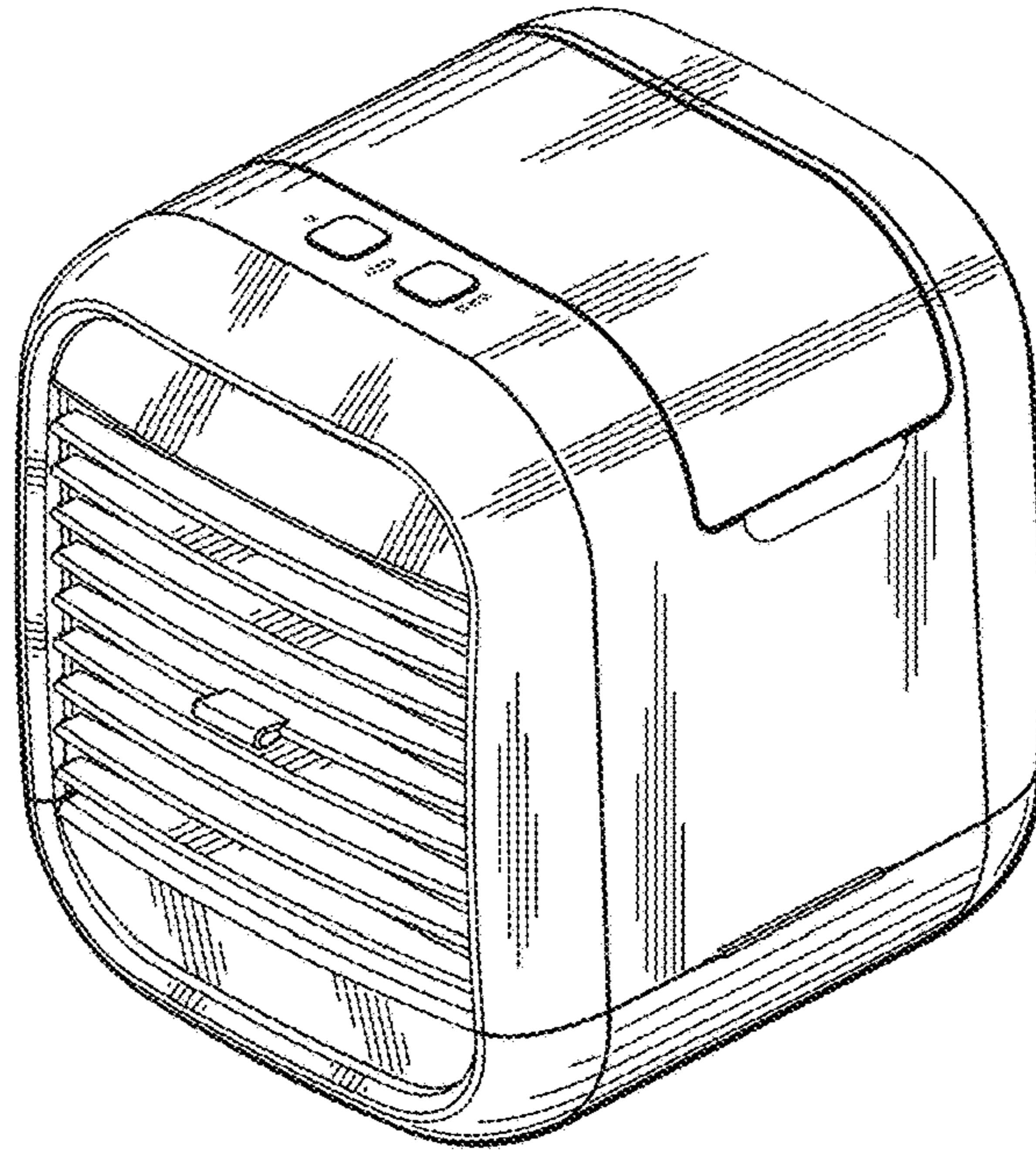


FIG. 1

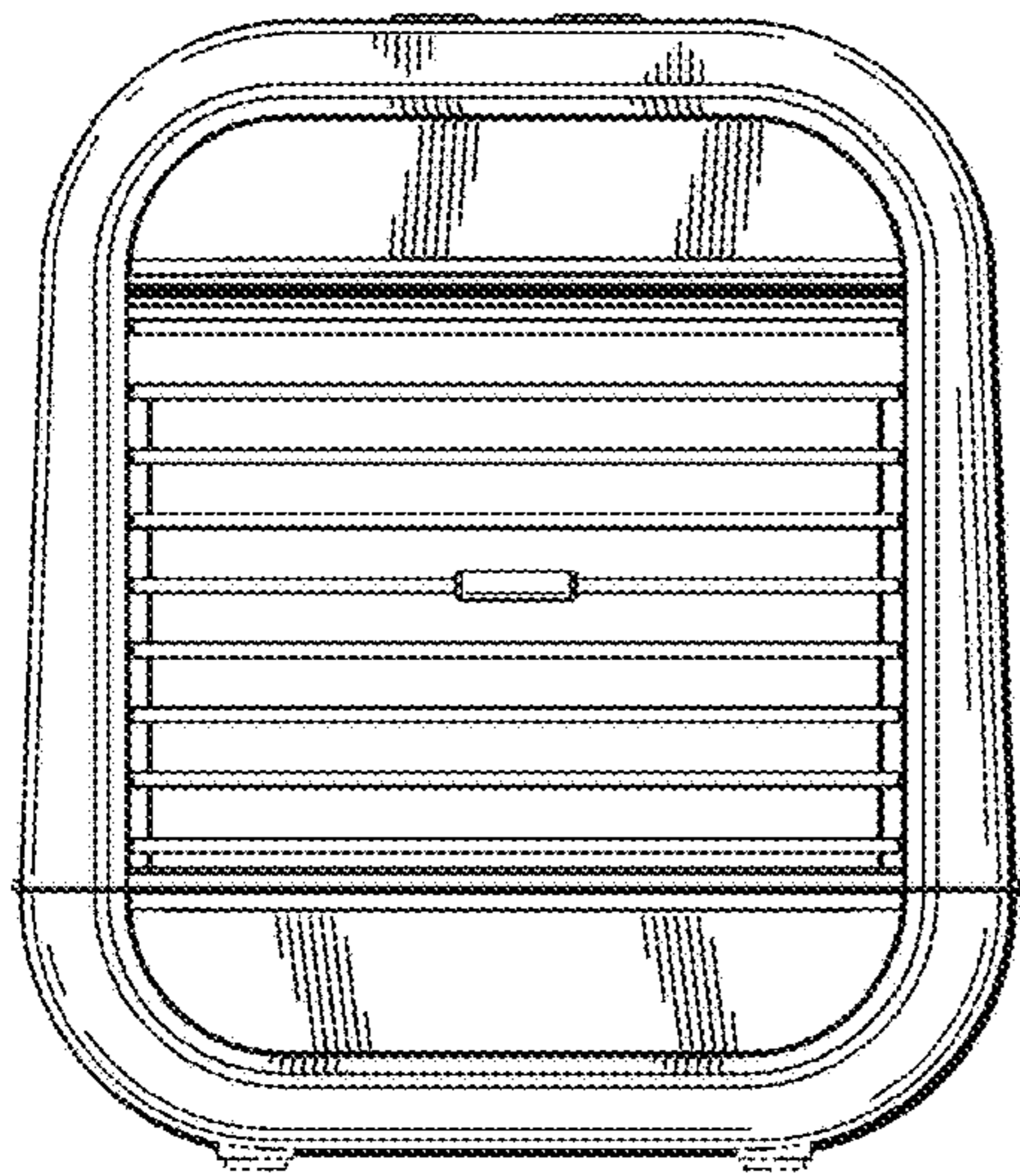


FIG. 2

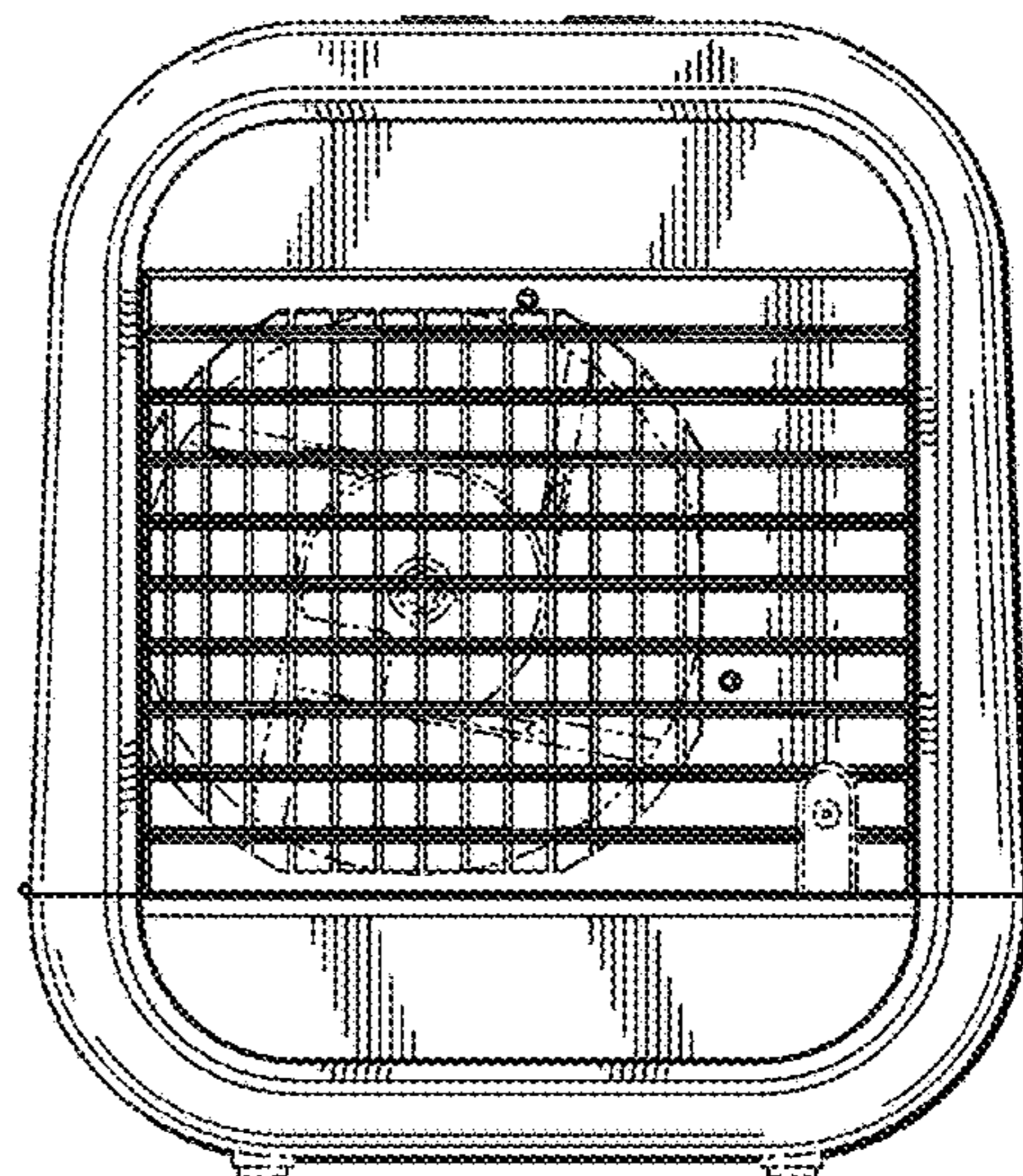


FIG. 3

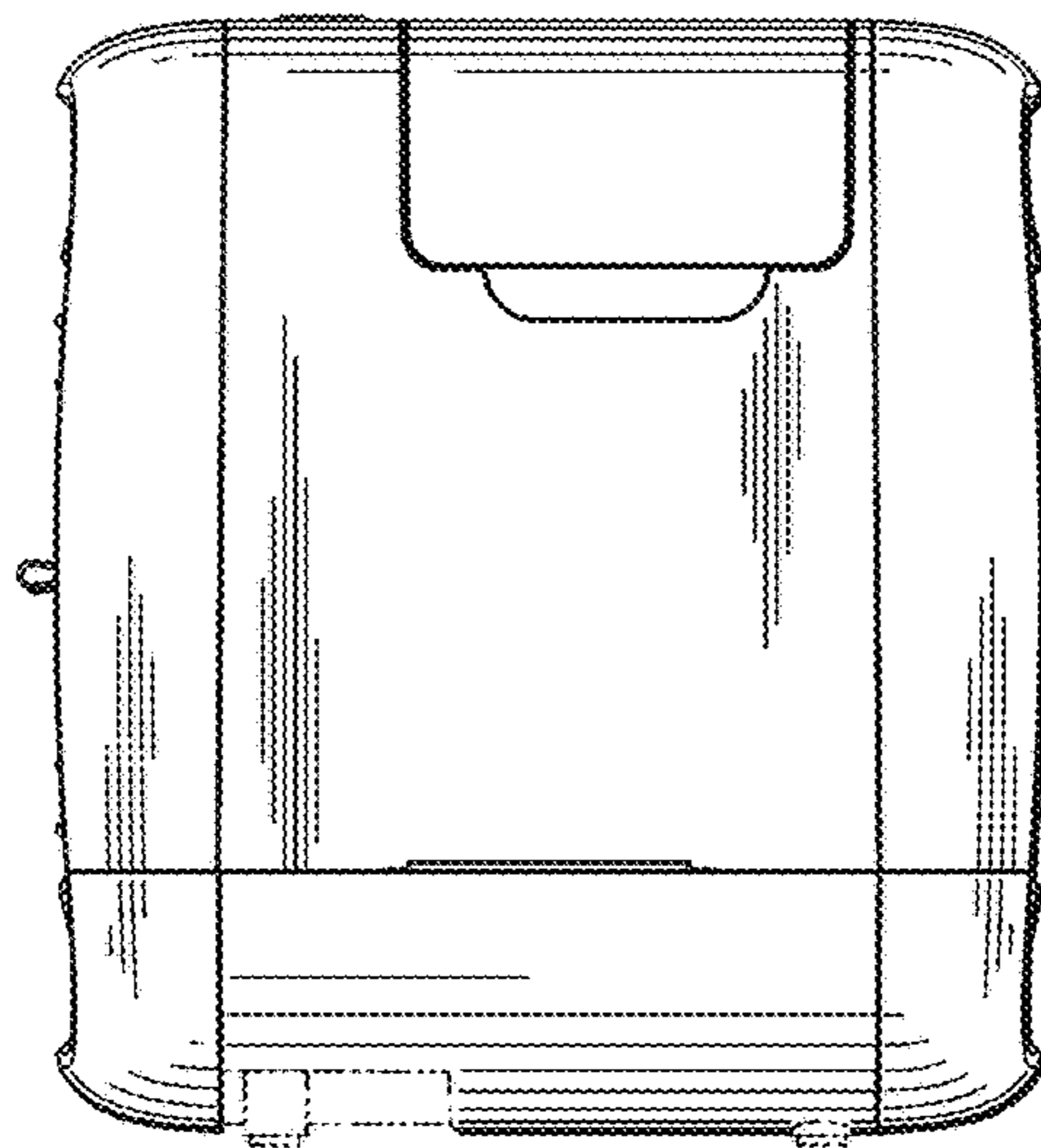


FIG. 4

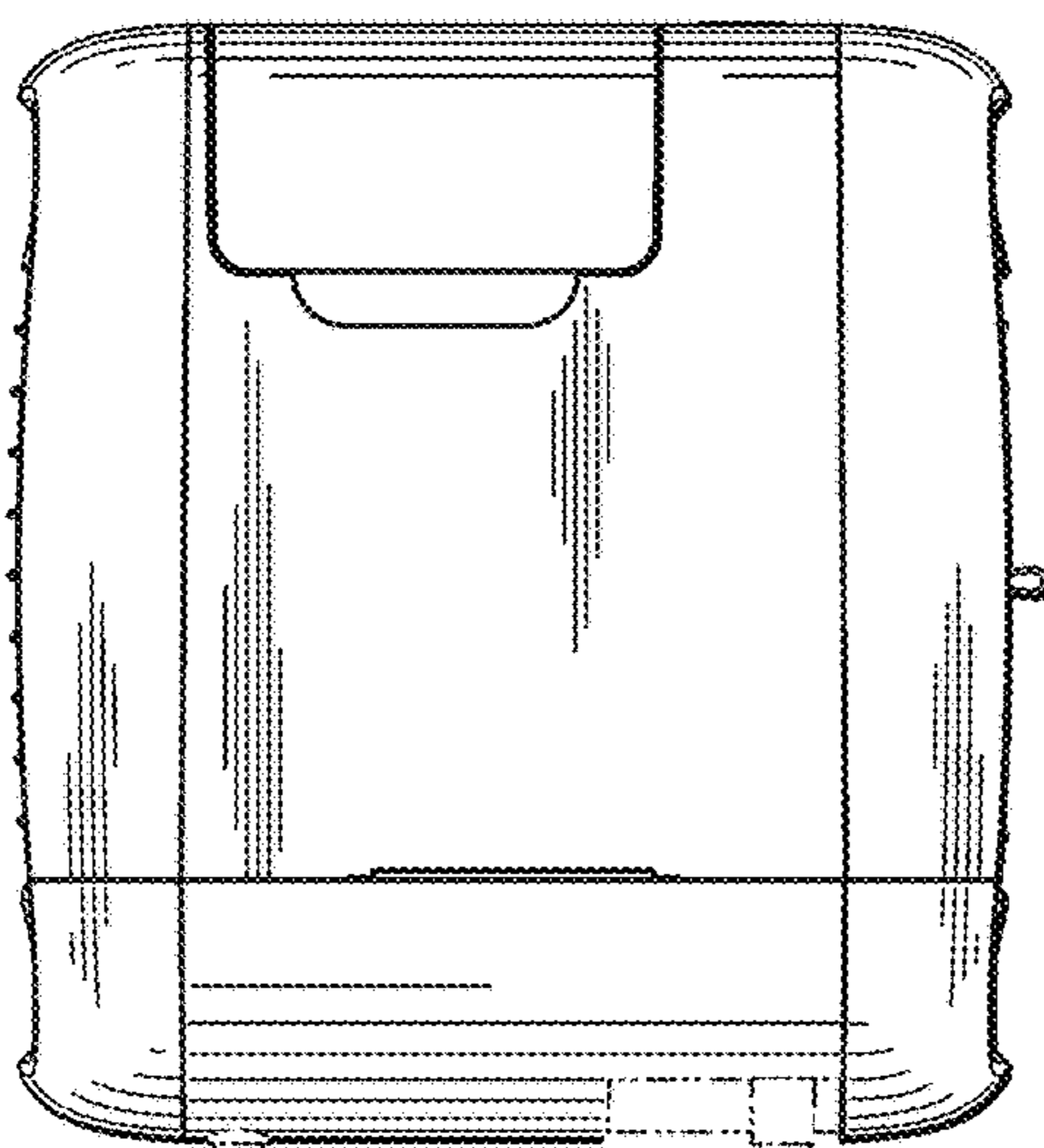


FIG. 5

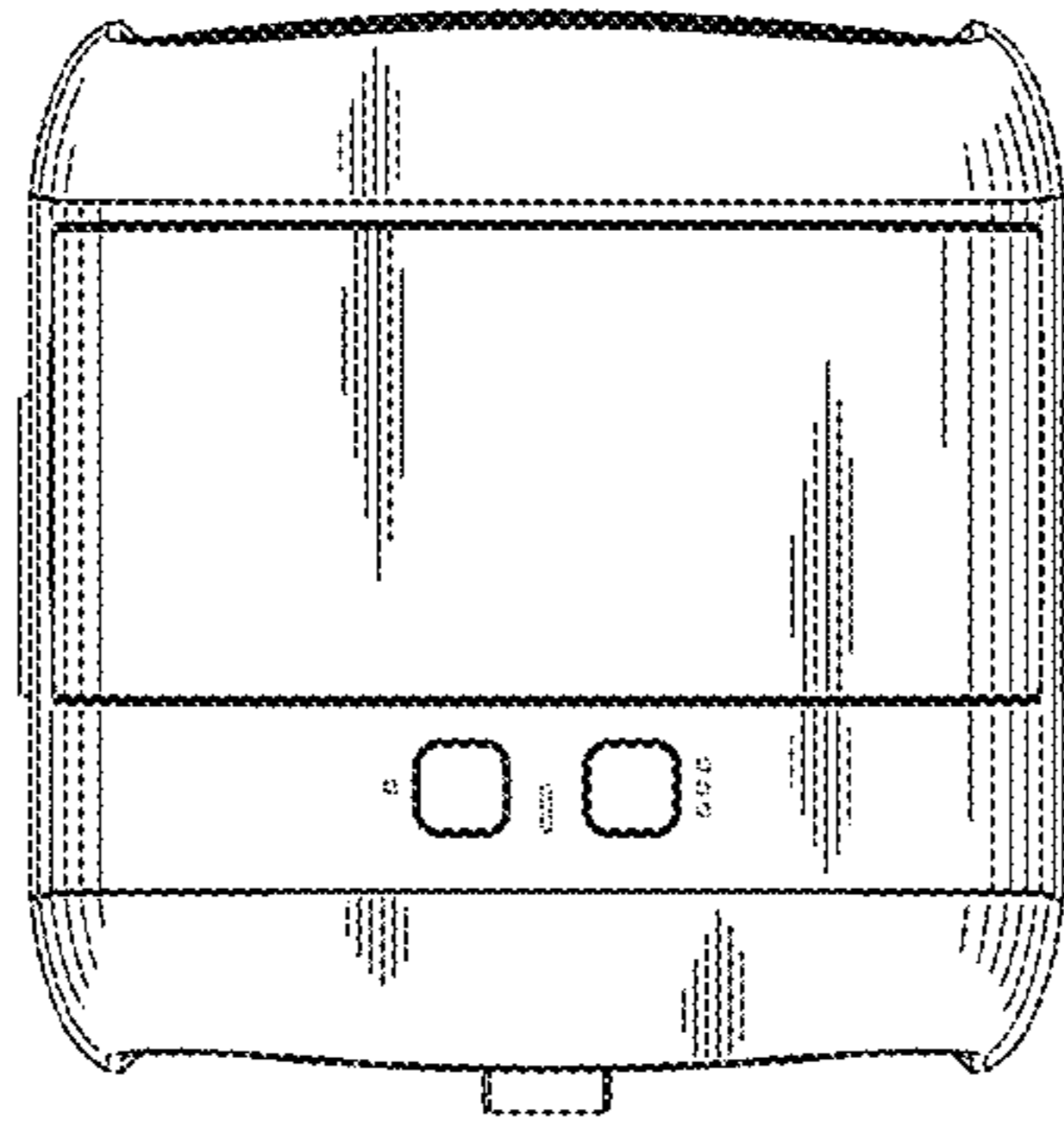


FIG. 6

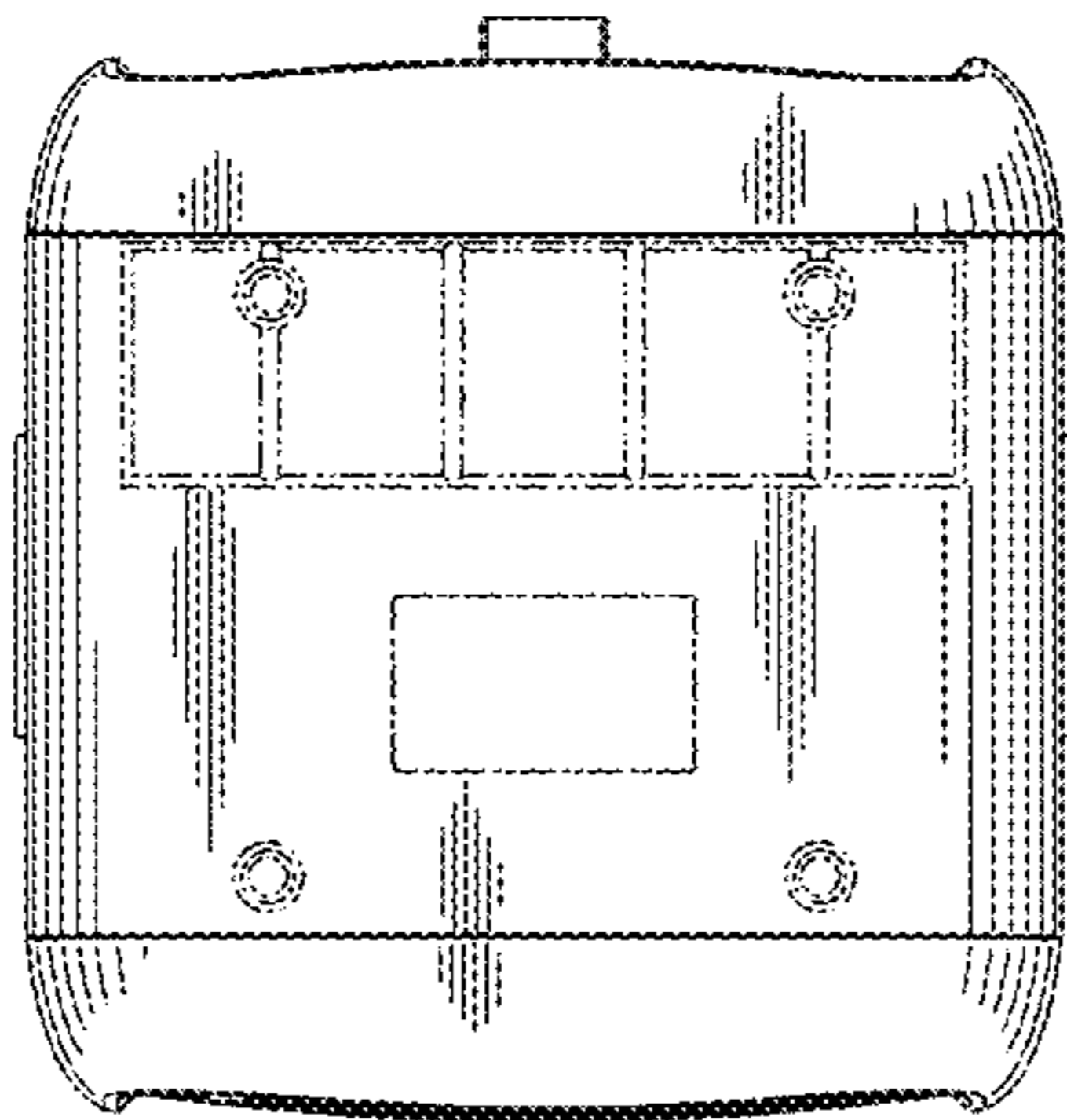


FIG. 7