



US00D850592S

(12) **United States Design Patent** (10) **Patent No.:** **US D850,592 S**
Jacobs (45) **Date of Patent:** **** Jun. 4, 2019**

(54) **PORTABLE HEATER**
(71) Applicant: **World and Main (Cranbury), LLC**,
Cranbury, NJ (US)
(72) Inventor: **Barry H. Jacobs**, Highland Park, NJ
(US)
(73) Assignee: **World and Main (Cranbury), LLC**,
Cranbury, NJ (US)
(**) Term: **15 Years**
(21) Appl. No.: **29/639,759**
(22) Filed: **Mar. 8, 2018**
(51) **LOC (11) Cl.** **23-03**
(52) **U.S. Cl.**
USPC **D23/317; D23/332**
(58) **Field of Classification Search**
USPC D23/314, 317, 318, 319, 320, 321, 322,
D23/323, 329, 330, 331, 332, 334, 335,
D23/333, 336, 337, 338, 339, 340, 341,
D23/342, 370, 378, 411, 412, 356, 358,
D23/359, 363, 328
CPC F24H 3/00; F24H 3/0411; F24H 3/0417;
F24H 9/0063; F24H 9/0073; F24H 9/02;
F24H 3/082; F24H 9/2071; F24H 3/002;
F24H 3/02; F24H 3/04; F04D 17/04;
F04D 25/08; F04D 25/10; F04D 5/00;
H05B 3/008
See application file for complete search history.

(56) **References Cited**
U.S. PATENT DOCUMENTS
D291,350 S * 8/1987 Sherman D23/335
D373,414 S * 9/1996 Bucher D23/332
D395,490 S * 6/1998 Jane' et al. D23/332
D396,527 S * 7/1998 Boyle D23/332
D422,348 S * 4/2000 Liu D23/332

D448,837 S * 10/2001 Toro D23/335
D456,499 S * 4/2002 Ching D23/335
D462,429 S * 9/2002 Gao D23/335
D462,753 S * 9/2002 Gao D23/335
D467,324 S * 12/2002 Ching D23/335
D483,102 S * 12/2003 Ching D23/335
D505,485 S * 5/2005 Blateri D23/335
D505,487 S * 5/2005 Blateri D23/335
D515,677 S * 2/2006 Blateri D23/335
D518,563 S * 4/2006 Blateri D23/335
D550,339 S * 9/2007 Bucher D23/335
D577,797 S * 9/2008 Gao D23/317
D578,189 S * 10/2008 Gao D23/317
D580,027 S * 11/2008 Gao D23/317
D597,641 S * 8/2009 Israel D23/335
D633,608 S * 3/2011 Shapiro D23/314
D633,993 S * 3/2011 Lewis D23/314
D636,475 S * 4/2011 Farone D23/366
2007/0046107 A1 * 3/2007 Jayaram F24H 3/0417
307/117

(Continued)

Primary Examiner — T Chase Nelson
Assistant Examiner — Ania Aman
(74) *Attorney, Agent, or Firm* — Lucas & Mercanti, LLP

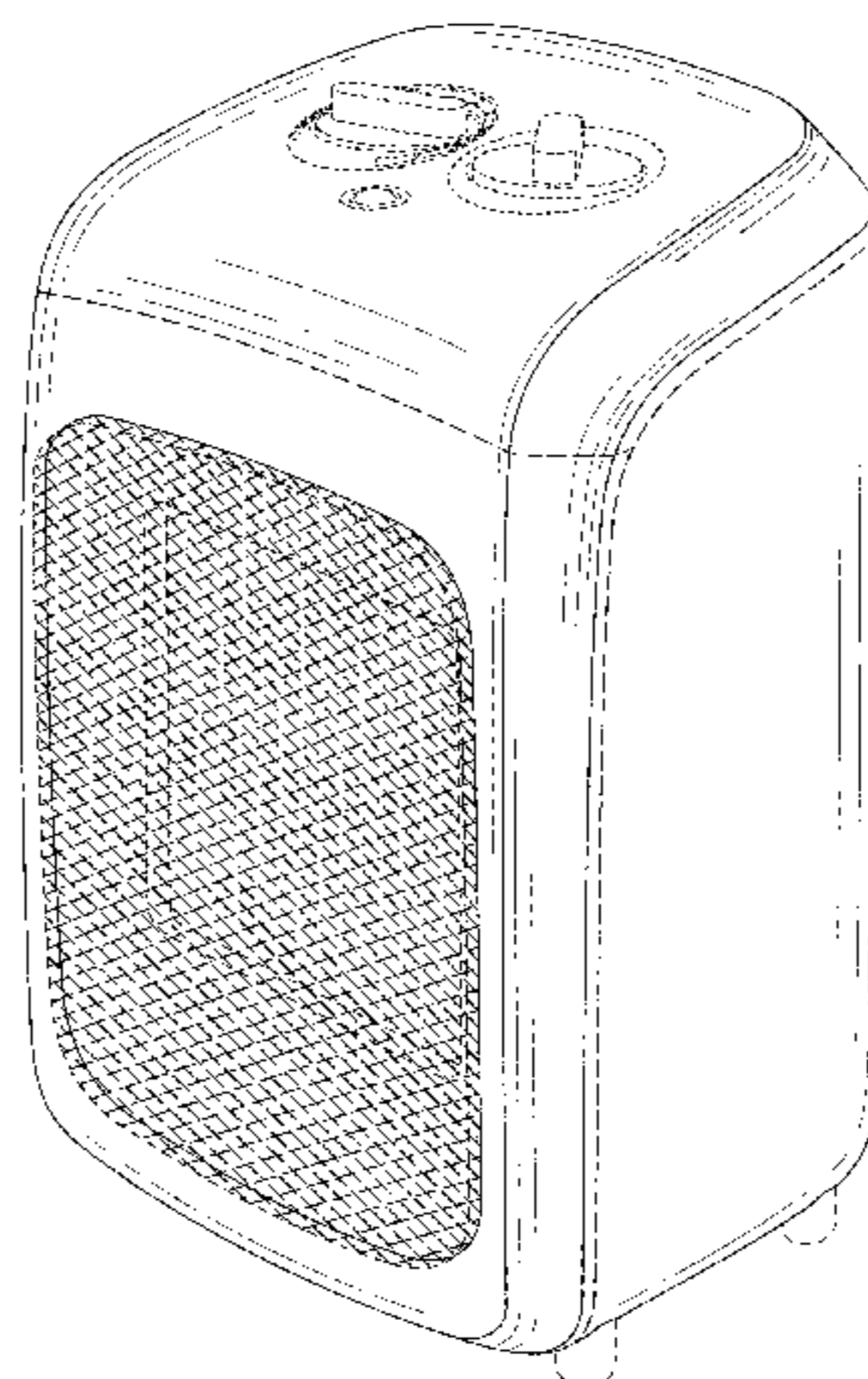
(57) **CLAIM**

The ornamental design for a portable heater, as shown and described.

DESCRIPTION

FIG. 1 is a right side perspective view of the portable heater according to the present invention;
FIG. 2 is a left side perspective view thereof;
FIG. 3 is a front elevation view thereof;
FIG. 4 is a right side elevation view thereof;
FIG. 5 is a left side elevation view thereof;
FIG. 6 is a rear elevation view thereof; and,
FIG. 7 is a top plan view thereof.
In the drawings, the broken lines depict environmental subject matter only and form no part of the claimed design.

1 Claim, 7 Drawing Sheets



(56)

References Cited

U.S. PATENT DOCUMENTS

2007/0077042 A1 * 4/2007 Jayaram F24H 3/0417
392/385

* cited by examiner

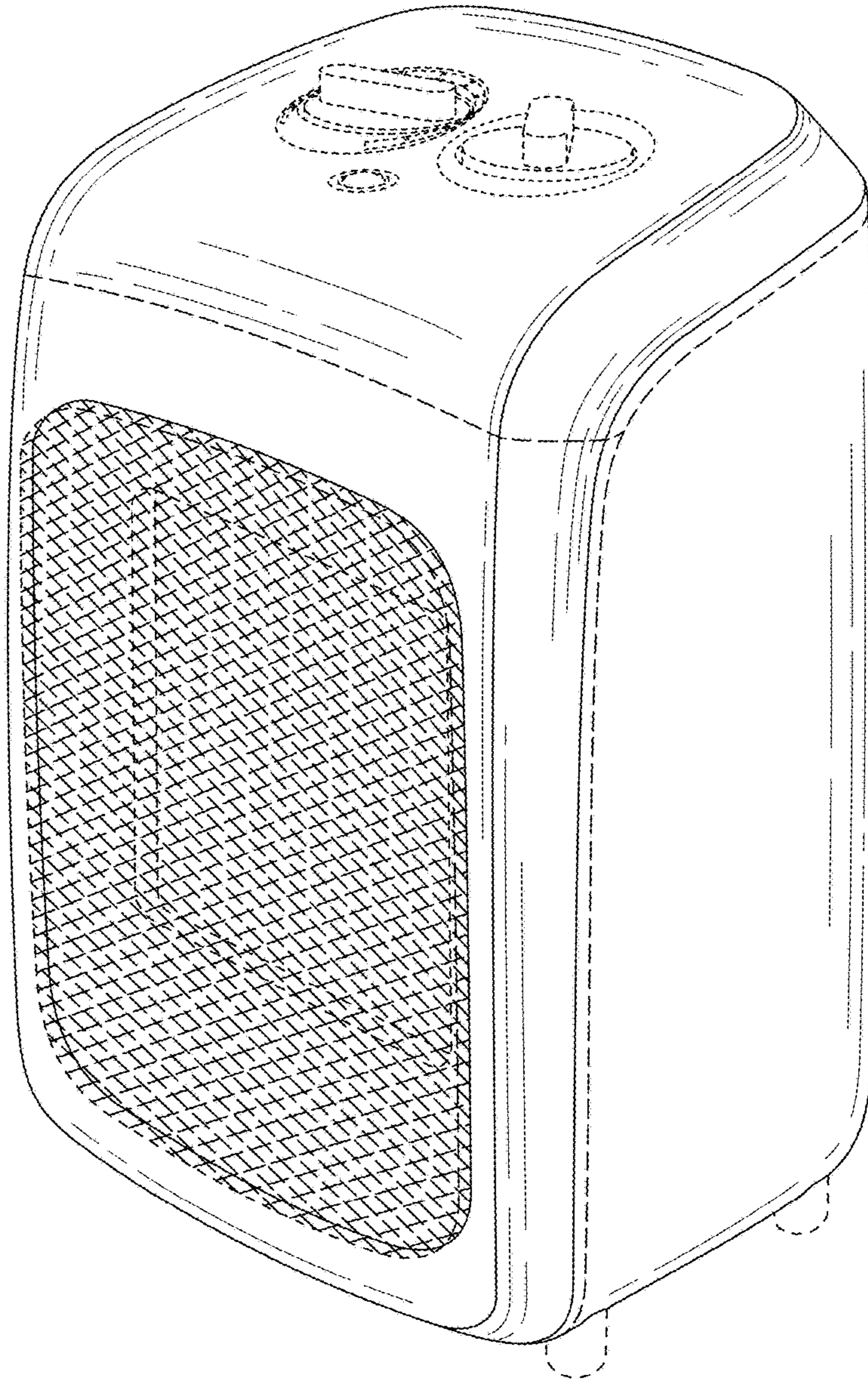


FIG. 1

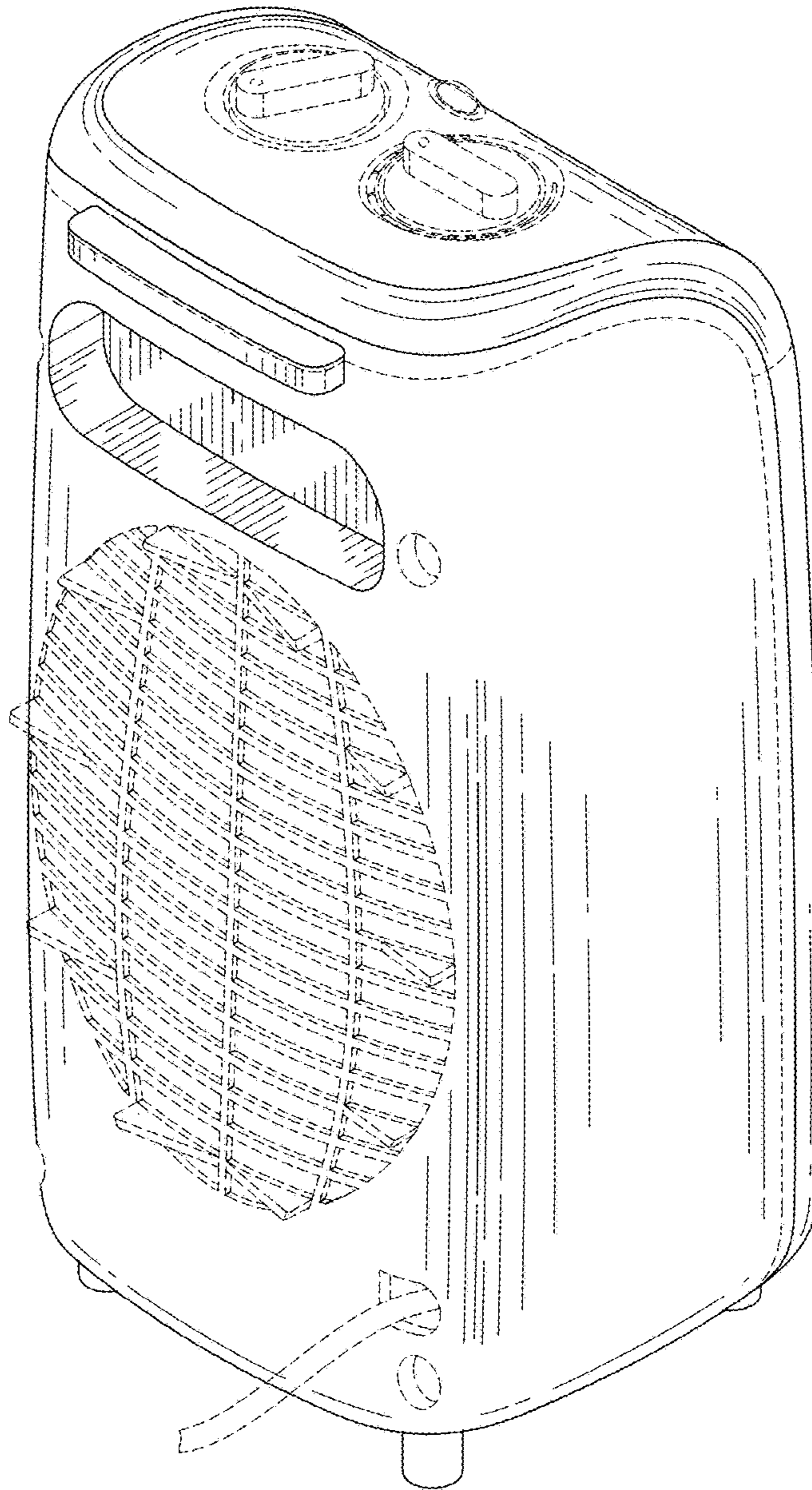


FIG. 2




FIG. 3




FIG. 4




FIG. 5

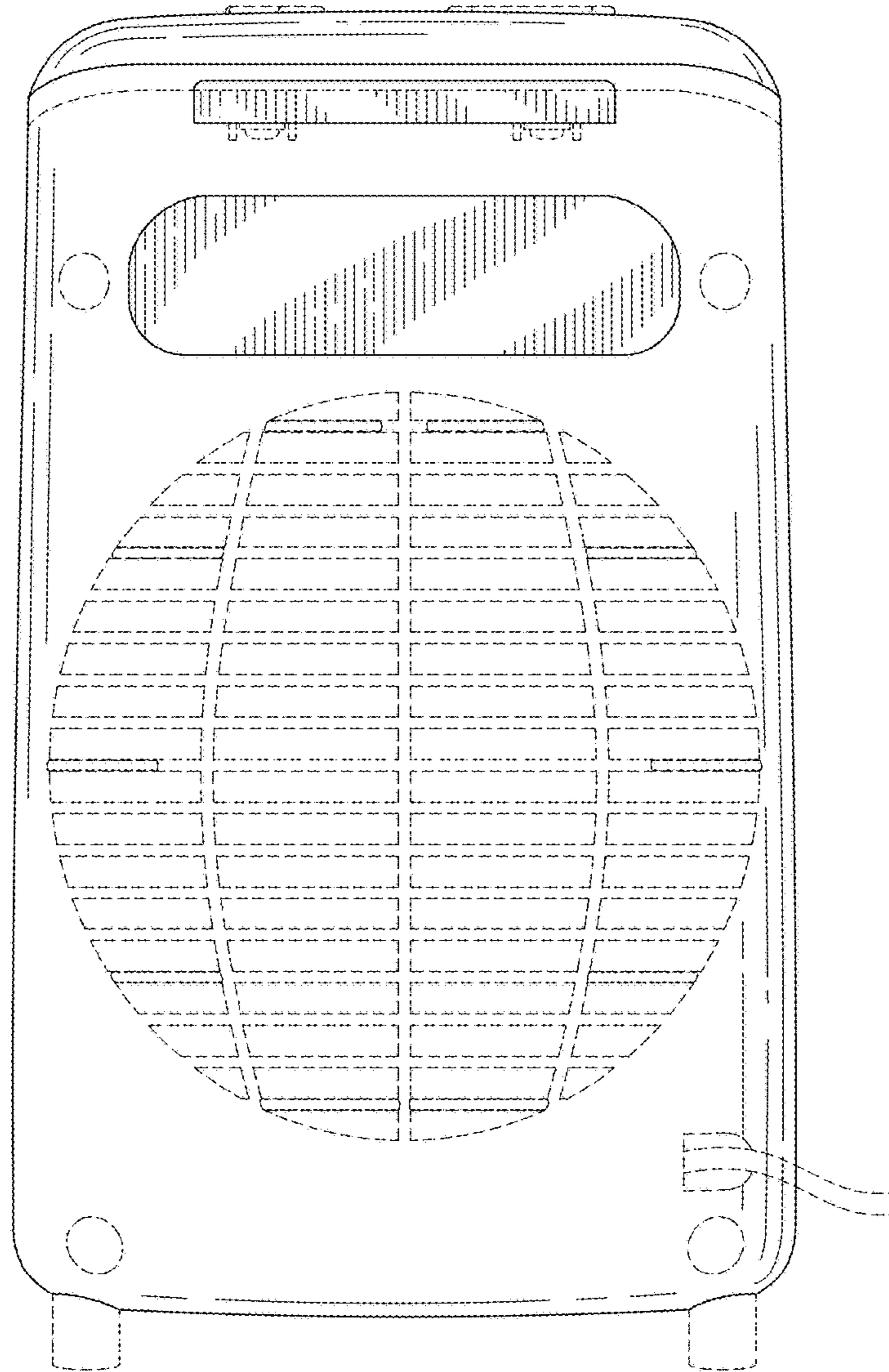


FIG. 6

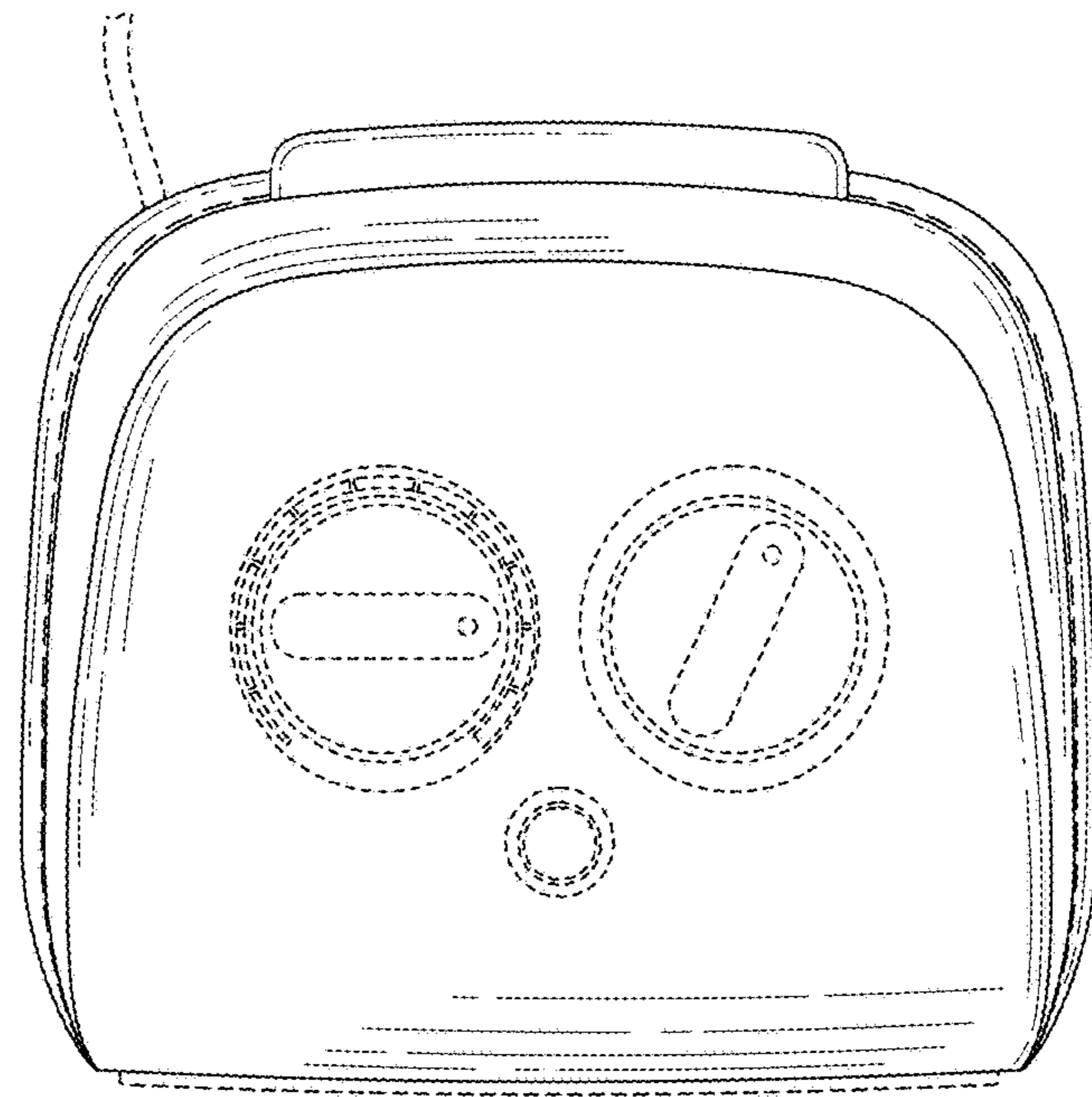


FIG. 7