



US00D850574S

(12) **United States Design Patent**
Johnson

(10) **Patent No.:** **US D850,574 S**

(45) **Date of Patent:** **** Jun. 4, 2019**

(54) **FISHING LURE**

(71) Applicant: **Lonnie Johnson**, Chesapeake Beach,
MD (US)

(72) Inventor: **Lonnie Johnson**, Chesapeake Beach,
MD (US)

(**) Term: **15 Years**

(21) Appl. No.: **29/639,527**

(22) Filed: **Mar. 7, 2018**

(51) **LOC (11) Cl.** **22-05**

(52) **U.S. Cl.**
USPC **D22/126**

(58) **Field of Classification Search**
USPC D22/119-126; 43/42.45, 42.35, 42.33,
43/17.6, 42.06, 42.32, 42.31, 42.22
CPC A01K 85/01; A01K 85/14; A01K 85/16
See application file for complete search history.

(56) **References Cited**

U.S. PATENT DOCUMENTS

- 3,015,904 A * 1/1962 Trani A01K 85/14
43/42.32
- 3,213,562 A * 10/1965 Salvin A01K 85/01
43/17.6
- 3,370,375 A * 2/1968 Ottonello A01K 85/16
43/42.06

- D217,602 S * 5/1970 Gurka 43/42.33
- 3,895,455 A * 7/1975 Johnston A01K 85/01
43/17.6
- D310,705 S * 9/1990 Skripko D22/126
- 5,044,110 A * 9/1991 Henderson A01K 85/14
43/42.31
- 5,077,930 A * 1/1992 Berry A01K 85/14
43/42.22
- D721,158 S * 1/2015 Gregory D22/126

* cited by examiner

Primary Examiner — Catherine R Oliver-Garcia
(74) *Attorney, Agent, or Firm* — Maier & Maier, PLLC

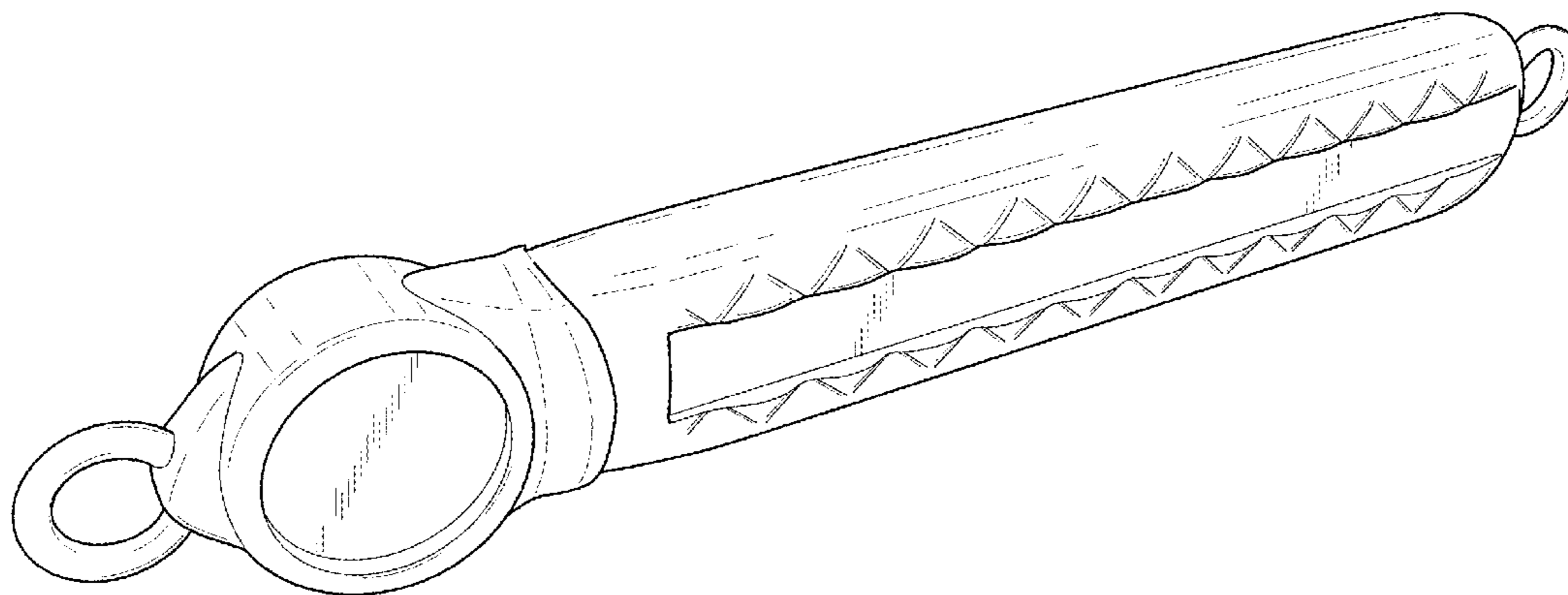
(57) **CLAIM**

The ornamental design for a fishing lure, as shown and described.

DESCRIPTION

FIG. 1 is a perspective view of a fishing lure, showing my design;
FIG. 2 is a right side elevation view thereof;
FIG. 3 is a left side elevation view thereof;
FIG. 4 is a top plan view thereof;
FIG. 5 is a bottom plan view thereof;
FIG. 6 is a front elevation view thereof; and,
FIG. 7 is a rear elevation view thereof.

1 Claim, 3 Drawing Sheets



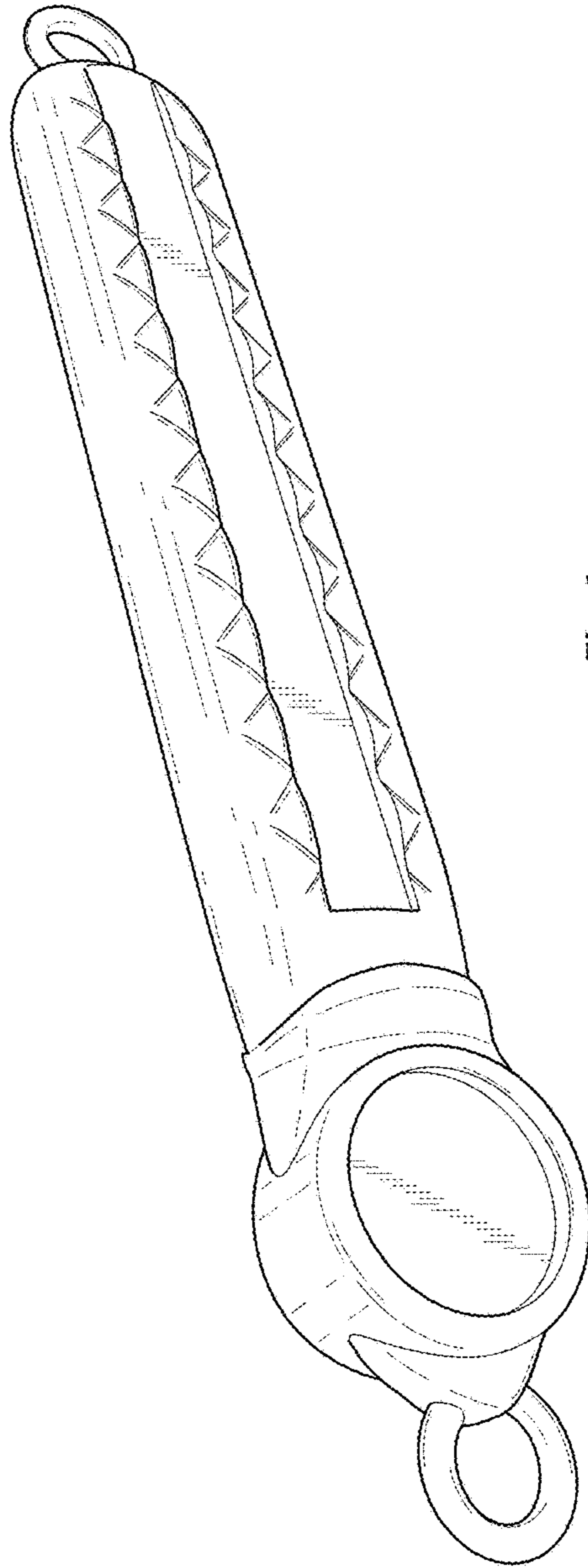


Fig. 1

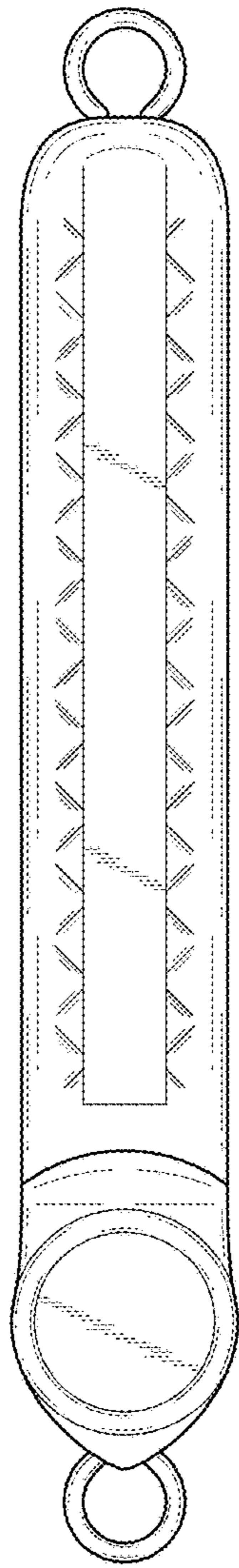


Fig. 2

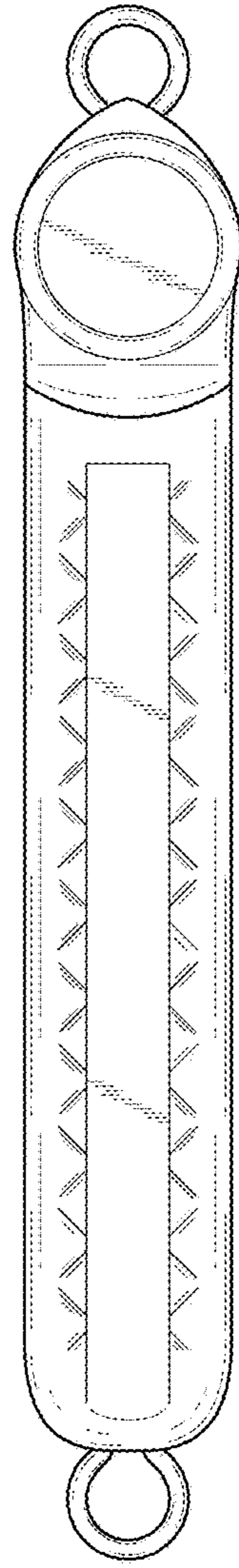


Fig. 3

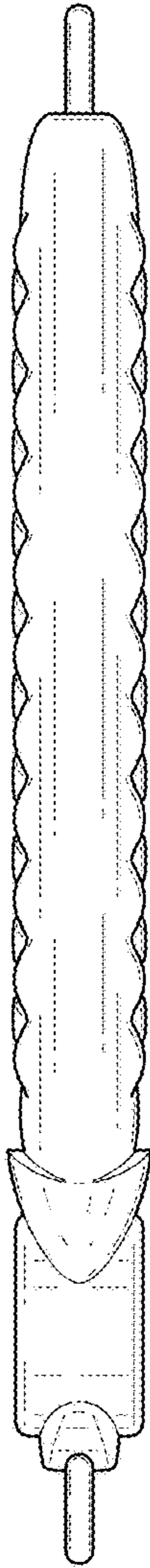


Fig. 4

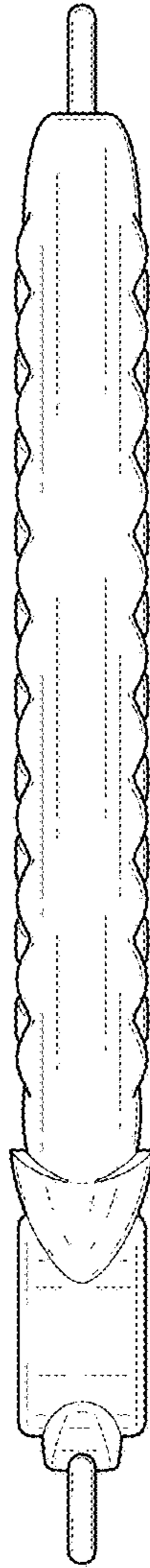


Fig. 5

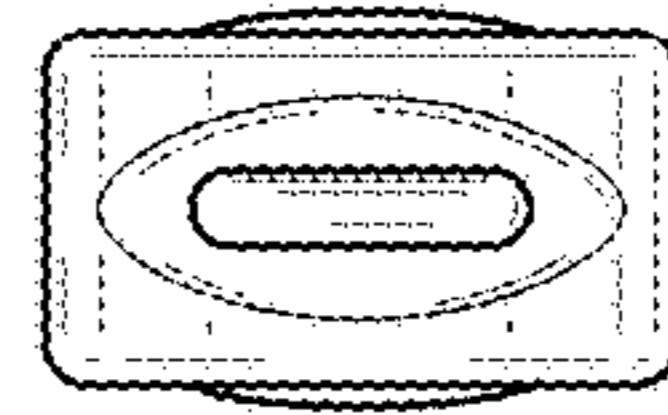


Fig. 6

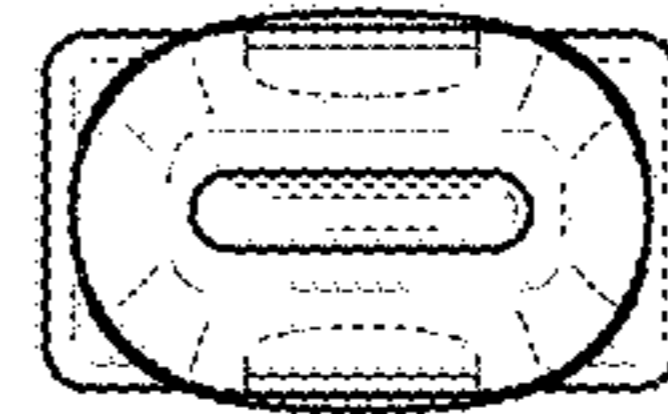


Fig. 7