



US00D850550S

(12) **United States Design Patent** (10) **Patent No.:** **US D850,550 S**  
**Vantrease et al.** (45) **Date of Patent:** **\*\* Jun. 4, 2019**

(54) **CENTRAL PORTION OF A RACQUET**

(71) Applicant: **Wilson Sporting Goods Co.**, Chicago, IL (US)

(72) Inventors: **Hudson R. Vantrease**, Chicago, IL (US); **William D. Severa**, Darien, IL (US); **Eloisa M. Compostizo**, Chicago, IL (US); **David A. Vogel**, Island Lake, IL (US)

(73) Assignee: **Wilson Sporting Goods Co.**, Chicago, IL (US)

(\*\*) Term: **15 Years**

(21) Appl. No.: **29/640,078**

(22) Filed: **Mar. 12, 2018**

(51) **LOC (11) Cl.** ..... **21-02**

(52) **U.S. Cl.**  
USPC ..... **D21/753**; D21/730

(58) **Field of Classification Search**  
USPC ..... D21/729–732, 753  
CPC ..... A63B 49/00–49/14; A63B 2049/0201–2049/103; A63B 59/80; A63B 59/00; A63B 59/40; A63B 59/42; A63B 59/45; A63B 60/00; A63B 60/46; A63B 51/00; A63B 2102/00; A63B 2102/10; A63B 2102/12; A63B 2102/16; A63B 2102/26; A63B 2102/28; A63B 2102/30; A63B 2102/38  
See application file for complete search history.

(56) **References Cited**

**U.S. PATENT DOCUMENTS**

D460,135 S *	7/2002	Lammer	.....	D21/730
D468,380 S *	1/2003	Lammer	.....	D21/730
D469,487 S *	1/2003	Severa	.....	D21/729
D503,442 S *	3/2005	Severa	.....	D21/730
D554,211 S *	10/2007	Severa	.....	D21/730

D565,675 S *	4/2008	Severa	.....	D21/730
D622,793 S *	8/2010	Severa	.....	D21/730
D631,521 S *	1/2011	Severa	.....	D21/730
8,002,651 B2 *	8/2011	Babolat	.....	A63B 49/10 473/546
D671,999 S *	12/2012	Vestuti	.....	D21/753
D689,572 S *	9/2013	Severa	.....	D21/730
D689,573 S *	9/2013	Severa	.....	D21/730
D689,966 S *	9/2013	Severa	.....	D21/730
D719,227 S *	12/2014	Severa	.....	D21/753
D719,228 S *	12/2014	Severa	.....	D21/753
D735,824 S *	8/2015	Janes	.....	D21/730
D777,859 S *	1/2017	Yu	.....	D21/753
D813,962 S *	3/2018	Yu	.....	D21/729
D820,929 S *	6/2018	Vantrease	.....	D21/753

\* cited by examiner

*Primary Examiner* — Mitchell I. Siegel

(74) *Attorney, Agent, or Firm* — Terence P. O'Brien

(57) **CLAIM**


We claim the ornamental design for a central portion of a racquet, as shown and described.

**DESCRIPTION**

FIG. 1 is a front view of a racquet including a central portion;  
FIG. 2 is a first side view of the racquet of FIG. 1;  
FIG. 3 is a second side view of the racquet of FIG. 1;  
FIG. 4 is a bottom view of the racquet of FIG. 1;  
FIG. 5 is a front, first side perspective view of a central portion of the racquet of FIG. 1.  
FIG. 6 is a front, second side perspective view of the central portion of the racquet of FIG. 1; and,  
FIG. 7 is a front view of the central portion of the racquet of FIG. 1.

The ornamental design that is claimed is shown in solid lines in the drawings. The dashed lines shown in FIGS. 1 through 7 are included for the purpose of illustrating environmental elements only and form no part of the claimed design.

**1 Claim, 6 Drawing Sheets**



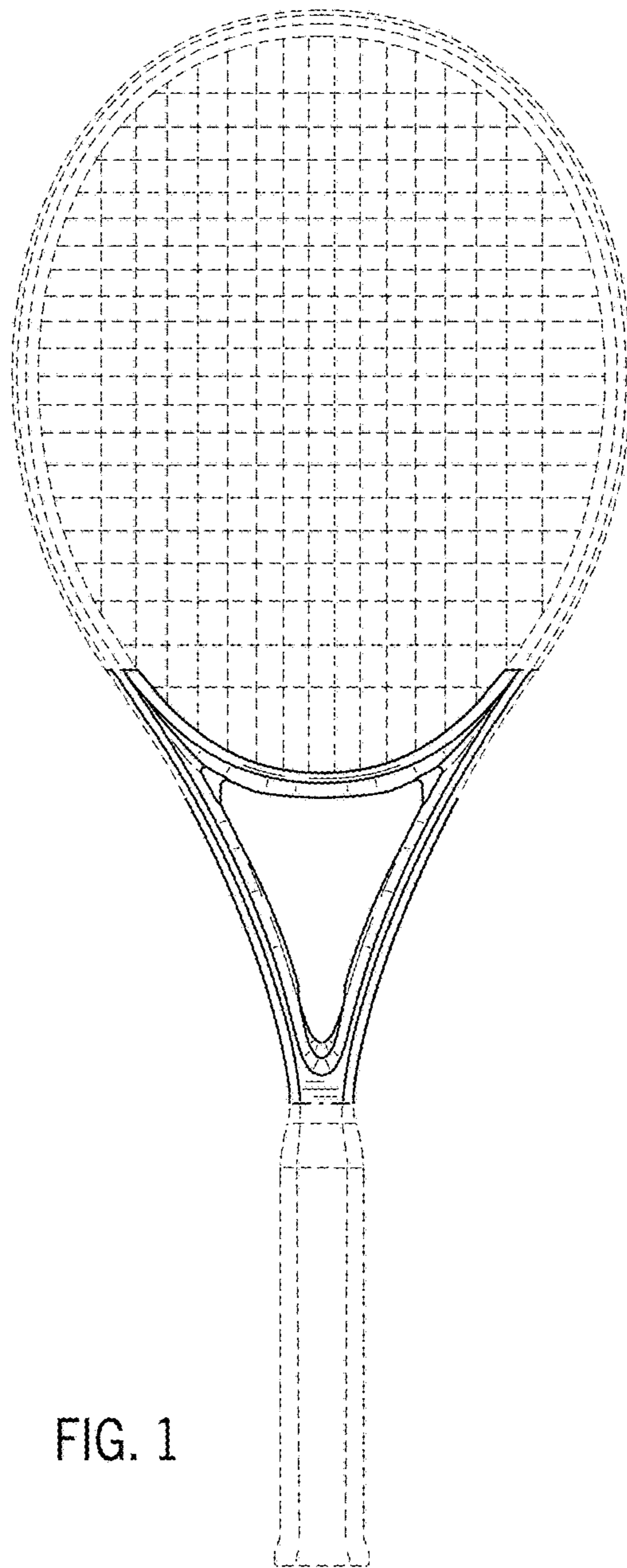


FIG. 1



FIG. 2

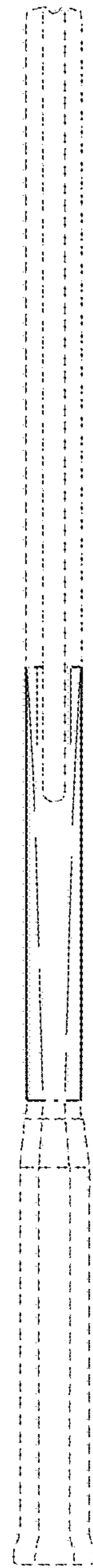


FIG. 3



FIG. 4

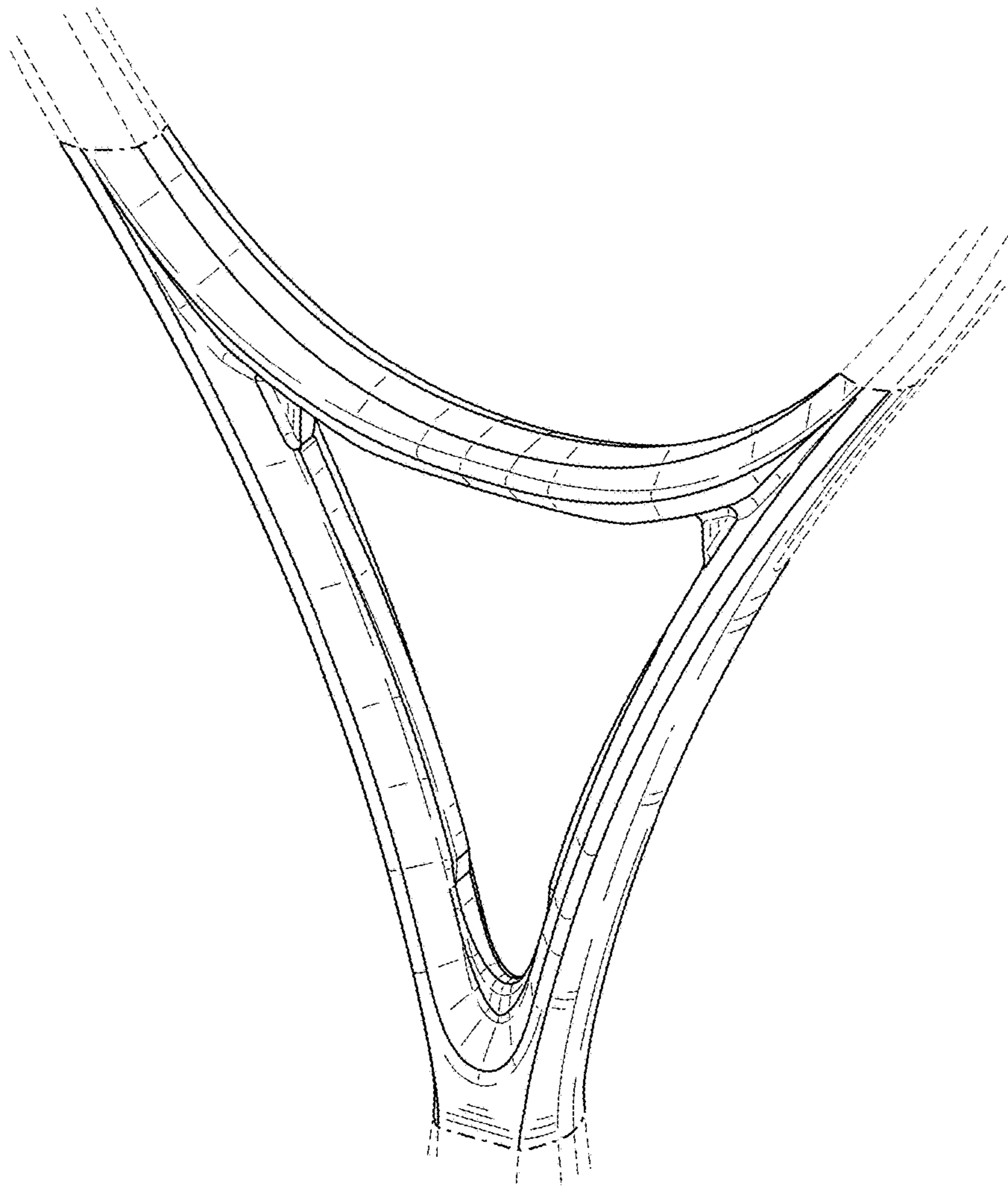


FIG. 5

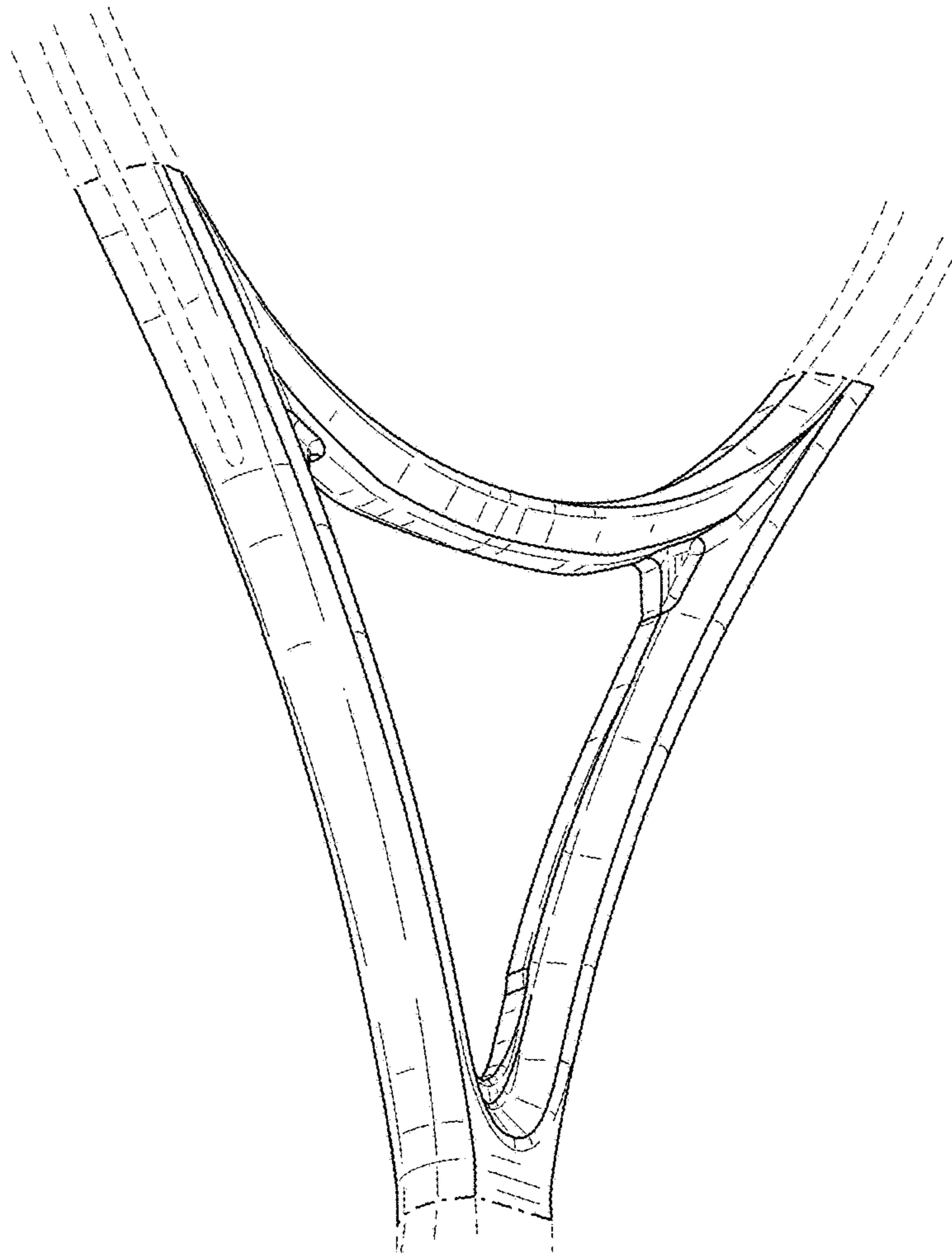


FIG. 6

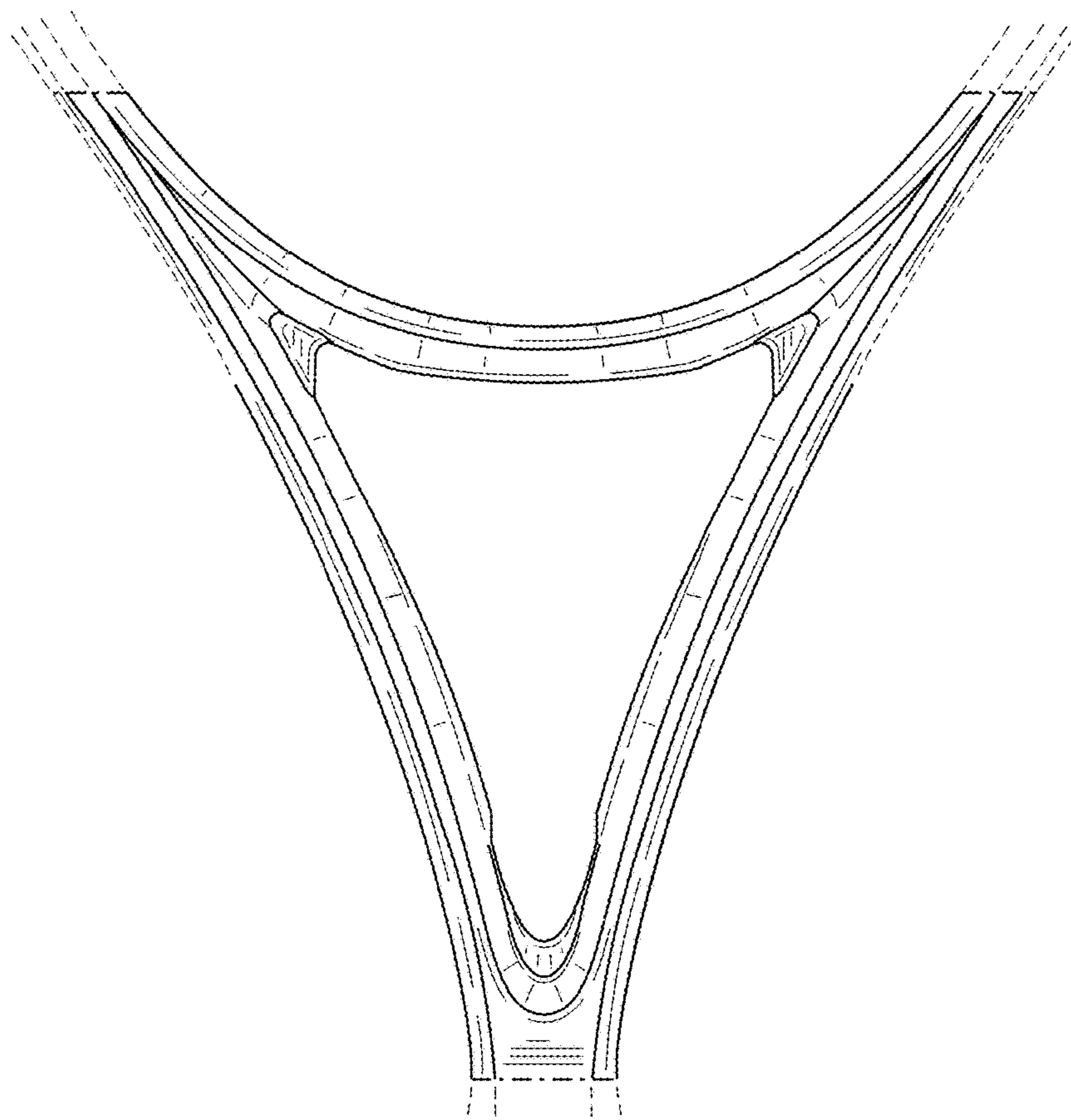


FIG. 7