



US00D850547S

(12) **United States Design Patent** (10) **Patent No.:** **US D850,547 S**  
**Moylan** (45) **Date of Patent:** **\*\* Jun. 4, 2019**

(54) **GOLF BALL**  
(71) Applicant: **Callaway Golf Company**, Carlsbad, CA (US)  
(72) Inventor: **Maeve Moylan**, Wilbraham, MA (US)  
(73) Assignee: **Callaway Golf Company**, Carlsbad, CA (US)

D798,973 S \* 10/2017 Hughes ..... D21/709  
D808,477 S \* 1/2018 Finley ..... D21/708  
D811,498 S \* 2/2018 Finley ..... D21/708  
D811,499 S \* 2/2018 Simonds ..... D21/708  
D813,326 S \* 3/2018 Finley ..... D21/708  
D814,578 S \* 4/2018 Finley ..... D21/709  
D815,219 S \* 4/2018 Simonds ..... D21/708  
D823,956 S \* 7/2018 Shin ..... D21/708  
D831,136 S \* 10/2018 Finley ..... D21/708

(\*\*) Term: **15 Years**  
(21) Appl. No.: **29/616,404**  
(22) Filed: **Sep. 6, 2017**  
(51) **LOC (11) Cl.** ..... **21-02**  
(52) **U.S. Cl.**  
USPC ..... **D21/708**  
(58) **Field of Classification Search**  
USPC ..... D21/607-614, 708-712, 714, 717, 718,  
D21/722, 780, 787-789, 791, 799.1, 804,  
D21/300-303, 305, 318; D30/130; D5/5,  
D5/20, 29, 61, 63, 64, 99; D11/81, 99,  
D11/125, 130, 172; 473/280, 281,  
473/351-384, 569-614  
CPC ..... A63B 69/3655; A63B 37/0009; A63B  
37/0003; A63B 69/3688; A63B 57/00  
See application file for complete search history.

**OTHER PUBLICATIONS**

“Maple Leaf Golf Ball”, posted date not available [online], [retrieved Jan. 15, 2019]. Retrieved from internet, , <https://www.amazon.com/Canada-Canadian-Elastic-Practice-Training/dp/B073QGC78N>.  
“CafePress-Maple Leaf-Golf Balls”, posted date not available [online], [retrieved Jan. 15, 2019]. Retrieved from internet, , <https://www.amazon.com/CafePress-Maple-3-Pack-Unique-Printed/dp/B01NH5N413>.

\* cited by examiner

*Primary Examiner* — Barbara Fox  
*Assistant Examiner* — Mehri F Bajoul  
(74) *Attorney, Agent, or Firm* — Michael A. Catania;  
Sonia Lari; Rebecca Hanovice

(57) **CLAIM**

The ornamental design for a golf ball, as shown and described.

(56) **References Cited**

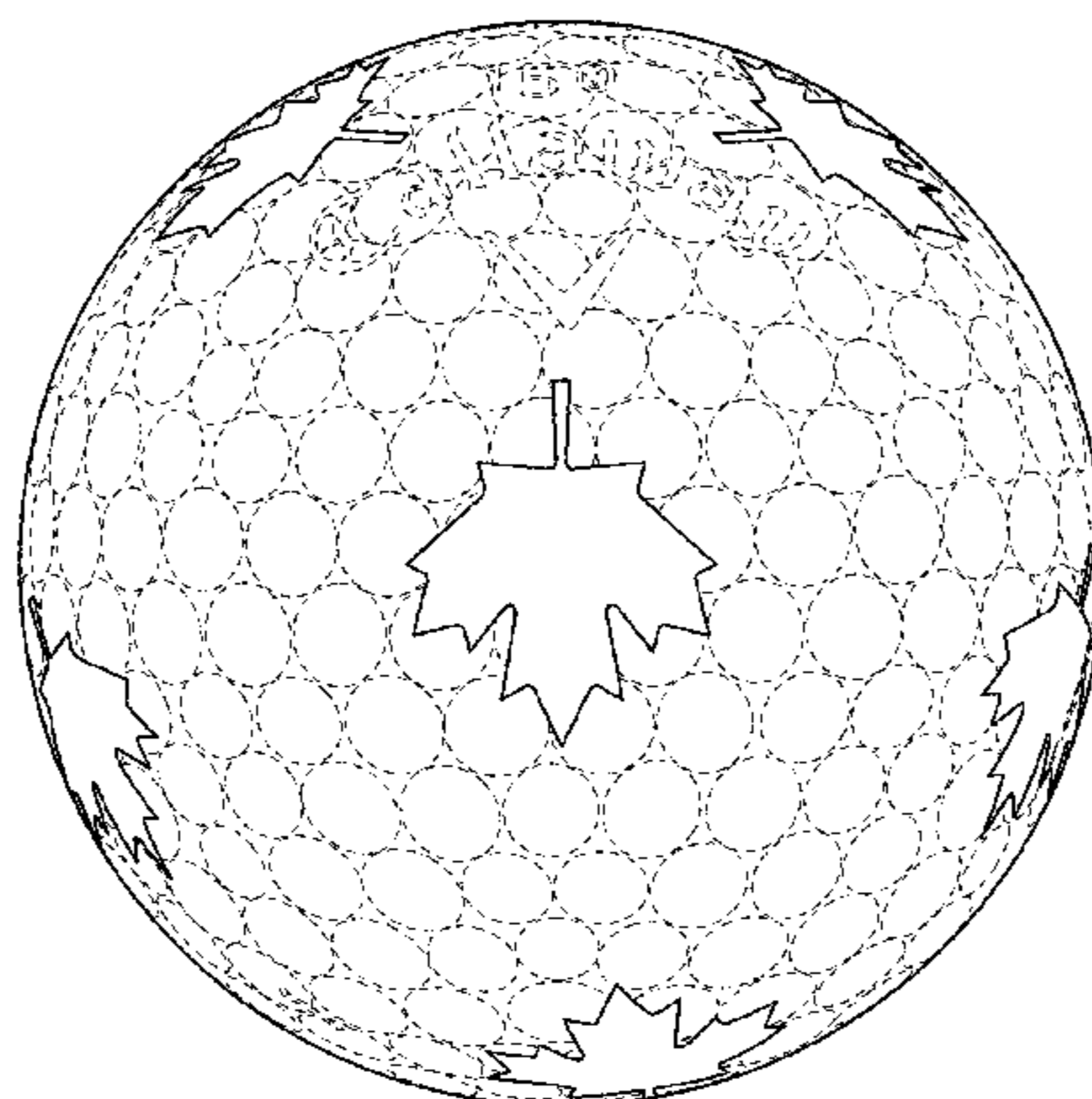
**U.S. PATENT DOCUMENTS**

1,656,408 A 1/1928 Young  
5,013,046 A 5/1991 Koch  
5,427,378 A 6/1995 Murphy  
5,662,530 A 9/1997 Sellar  
D410,511 S 6/1999 Stahl et al.  
D410,979 S 6/1999 Stahl et al.  
D412,954 S 8/1999 Stahl et al.  
D415,541 S 10/1999 Stahl et al.  
D419,626 S \* 1/2000 Stahl ..... D21/709  
D424,143 S 5/2000 Stahl et al.  
D645,921 S \* 9/2011 Sato ..... D21/708  
D780,863 S \* 3/2017 Schweigert ..... D21/709

**DESCRIPTION**

FIG. 1 is a top plan view of a golf ball showing the new design;  
FIG. 2 is bottom plan view of FIG. 1;  
FIG. 3 is a front elevation view of FIG. 1;  
FIG. 4 is a rear elevation view of FIG. 1;  
FIG. 5 is a side elevation view of FIG. 1; and,  
FIG. 6 is an opposing side elevation view thereof.  
The broken lines shown in the drawings depict portions of the golf ball that form no part of the claimed design.

**1 Claim, 3 Drawing Sheets**



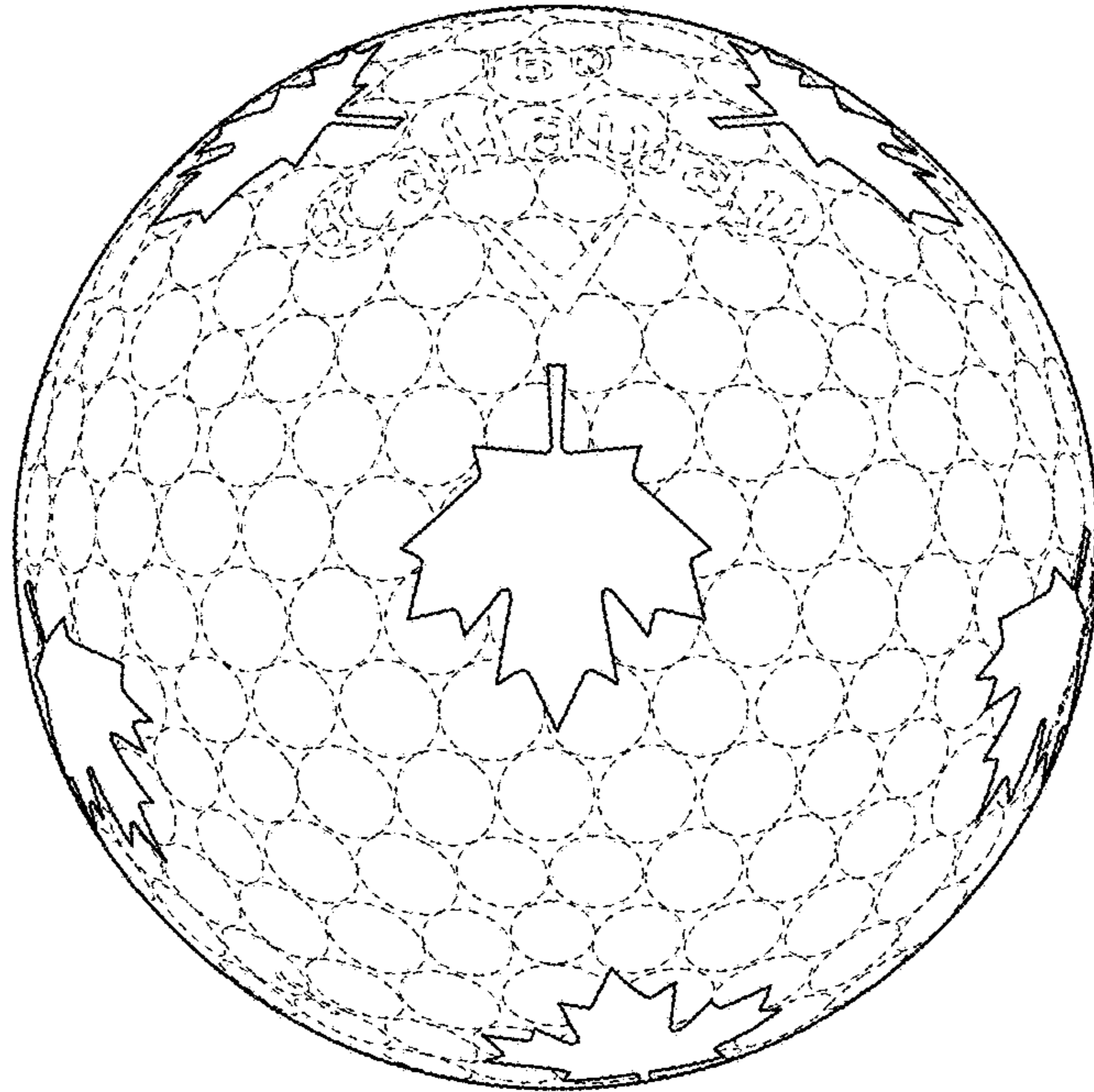


FIG. 1

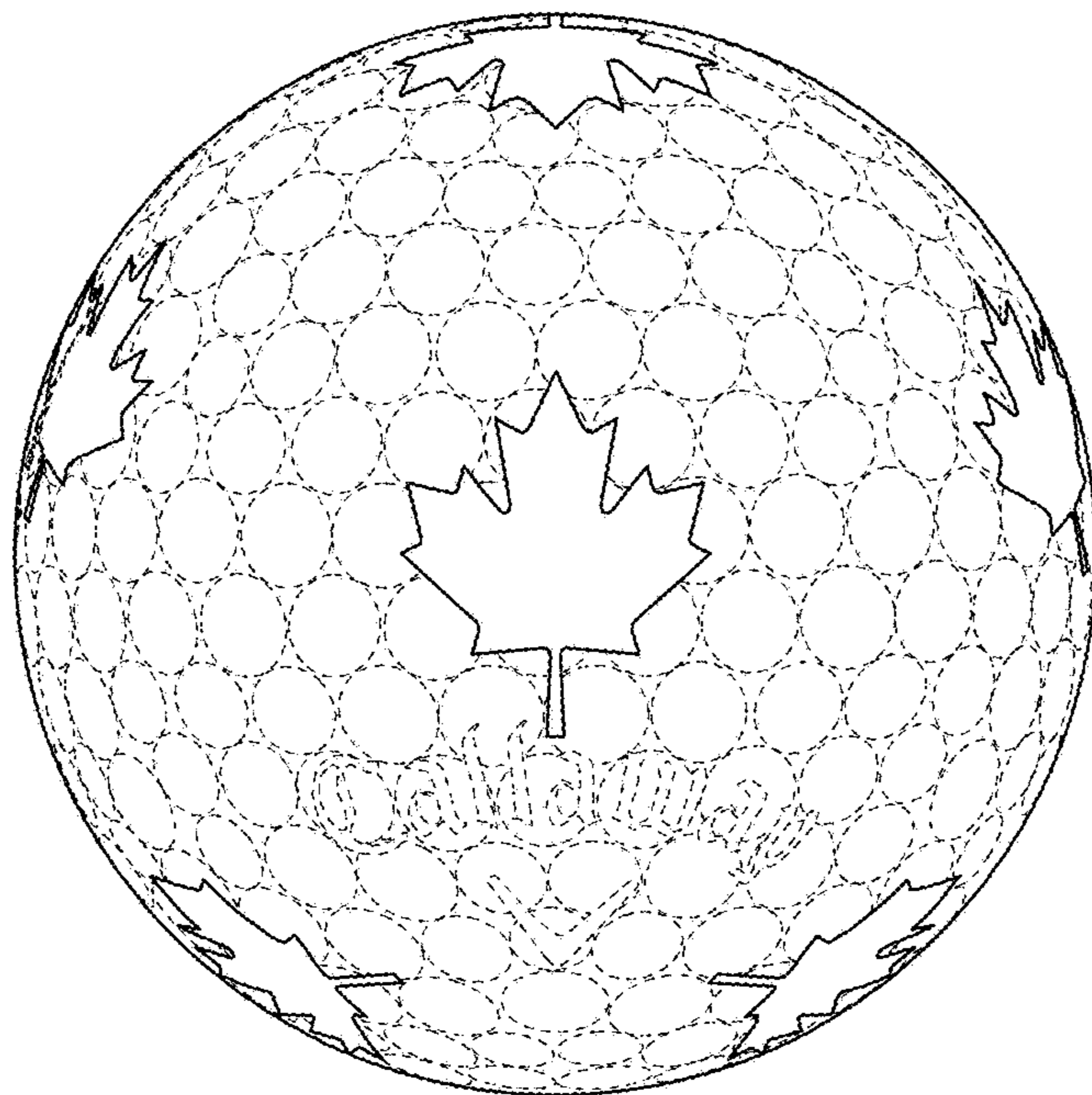


FIG. 2



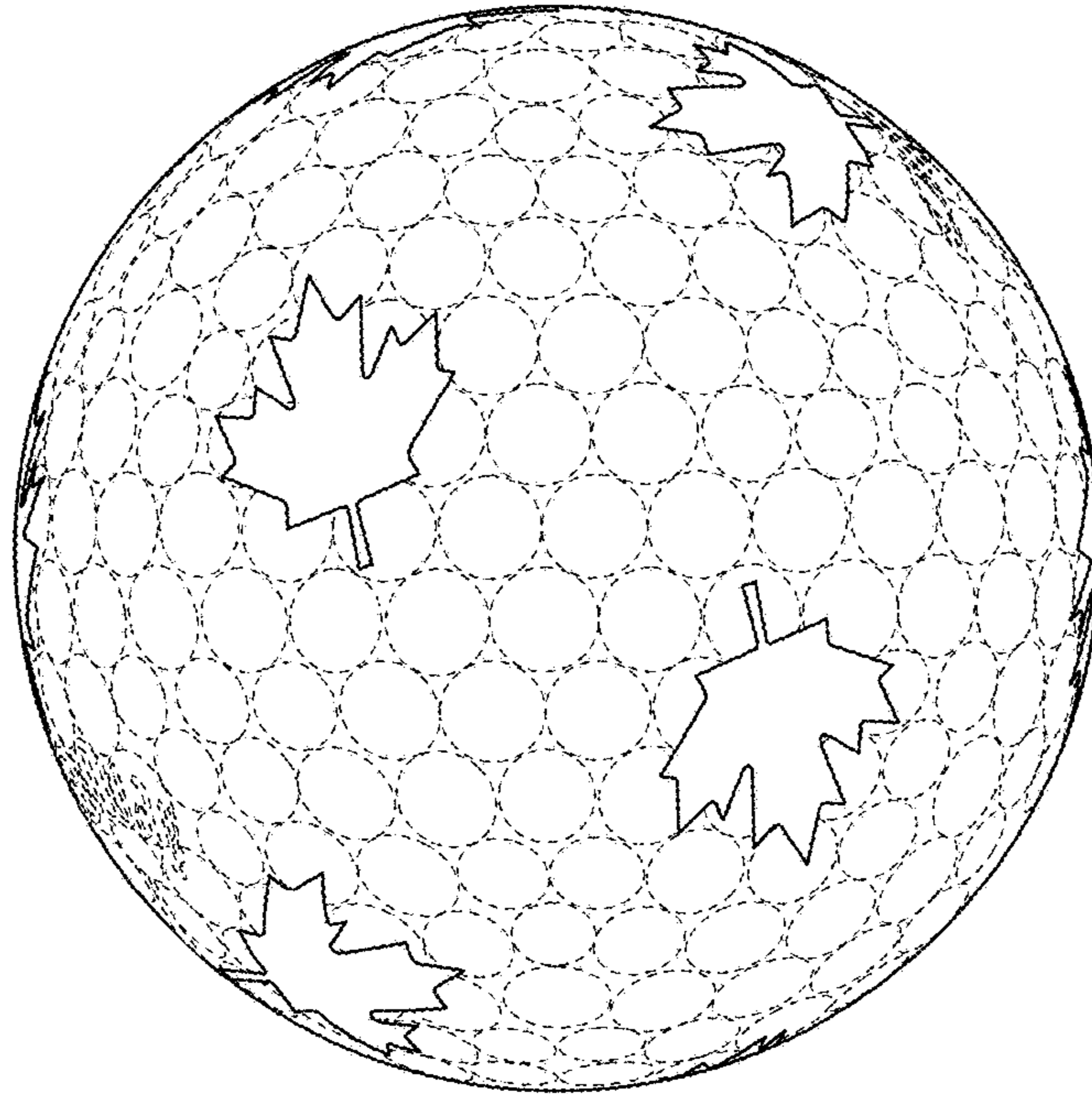


FIG. 3

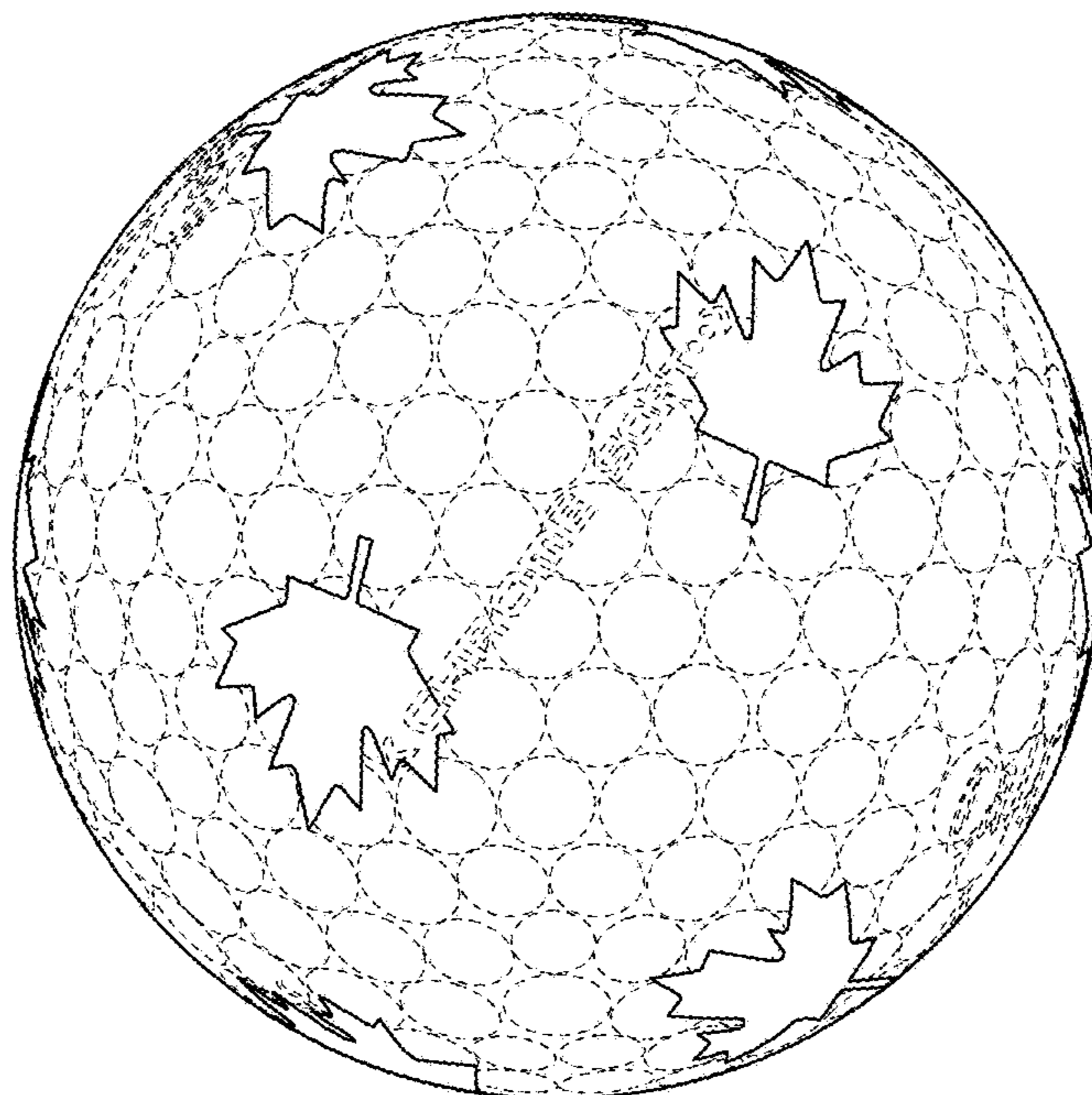


FIG. 4

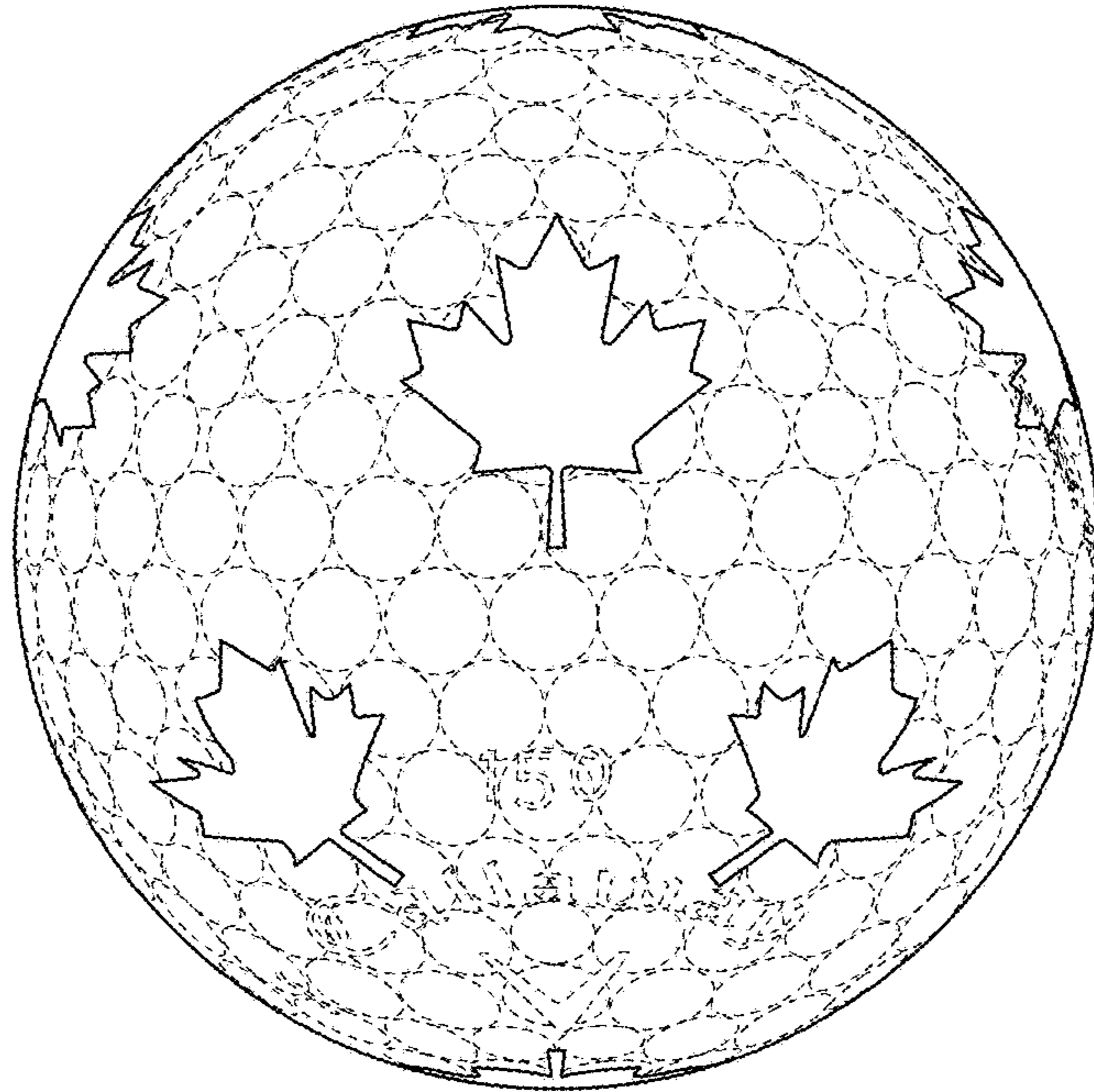


FIG. 5

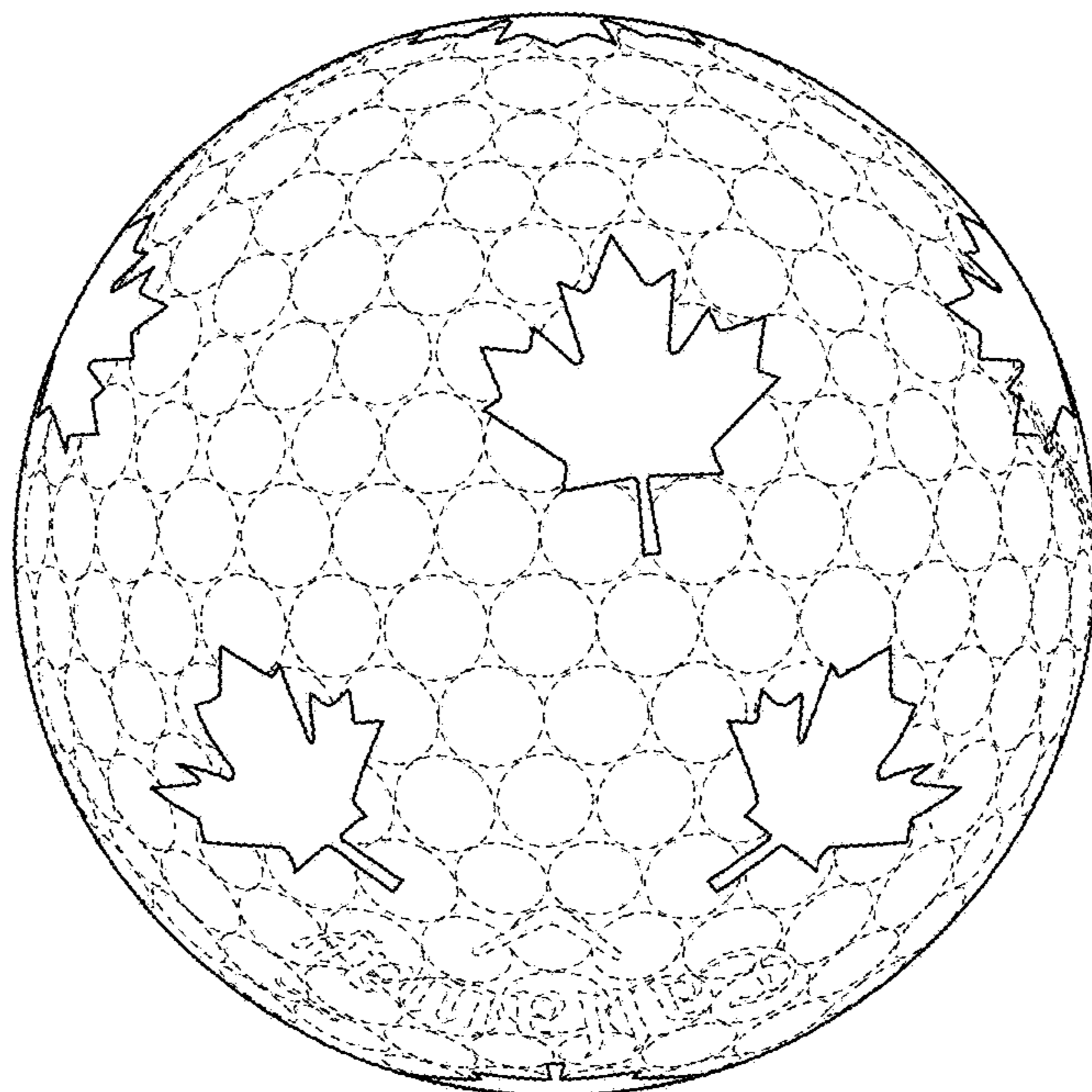


FIG. 6