

US00D850546S

(12) **United States Design Patent**
Reese

(10) **Patent No.:** **US D850,546 S**
(45) **Date of Patent:** **** Jun. 4, 2019**

- (54) **ELASTIC FITNESS BAND**
- (71) Applicant: **Perform-X Training Systems, Inc.**,
Greenwood Village, CO (US)
- (72) Inventor: **Nicholas Reese**, Englewood, CO (US)
- (73) Assignee: **PERFORM-X TRAINING SYSTEMS, INC.**, Greenwood Village,
CO (US)

D612,436 S * 3/2010 Schirmer D21/662
 7,722,508 B2 * 5/2010 Hetrick A63B 21/0023
 482/139
 7,762,932 B2 * 7/2010 Hetrick A63B 21/0023
 482/91
 7,794,374 B1 * 9/2010 Park A63B 21/0004
 482/122
 7,850,582 B2 * 12/2010 Smith A63B 21/00043
 482/121

(Continued)

(**) Term: **15 Years**

(21) Appl. No.: **29/619,018**

(22) Filed: **Sep. 26, 2017**

(51) **LOC (11) Cl.** **21-02**

(52) **U.S. Cl.**
USPC **D21/694**

(58) **Field of Classification Search**
USPC 473/426, 428, 483; 482/121, 122, 123,
482/124, 125, 126, 127, 128, 131, 148;
D21/662, 683, 684, 685; D24/189, 190,
D24/212; D28/9, 63; D32/35, 40;
D6/608, 610
CPC A63B 21/0552; A63B 2023/006
See application file for complete search history.

(56) **References Cited**

U.S. PATENT DOCUMENTS

- 4,220,328 A * 9/1980 Crush, Jr. A63B 21/28
482/92
- D276,553 S * 11/1984 Landes D24/214
- 5,020,796 A * 6/1991 Ullmann A63B 21/0004
482/126
- D320,832 S * 10/1991 Dennesen D21/662
- 5,522,401 A * 6/1996 Brucker A63B 23/0244
482/148
- D439,942 S * 4/2001 Ray D21/662
- 6,220,994 B1 * 4/2001 Rich A63B 21/0004
482/123
- 7,611,450 B2 * 11/2009 Mancini A63B 21/04
482/123

OTHER PUBLICATIONS

Perform-X, "Squat-X Cords (Set of 2)", Jan. 9, 2019. <https://www.perform-x.com/product/squat-x-cords-set-2/>. Shown on p. 1. (Year: 2019).*

Primary Examiner — Cynthia Ramirez
Assistant Examiner — Michael A Maharajh
(74) *Attorney, Agent, or Firm* — Regan L. Trumper;
William W. Cochran; Cochran Freund & Young LLC

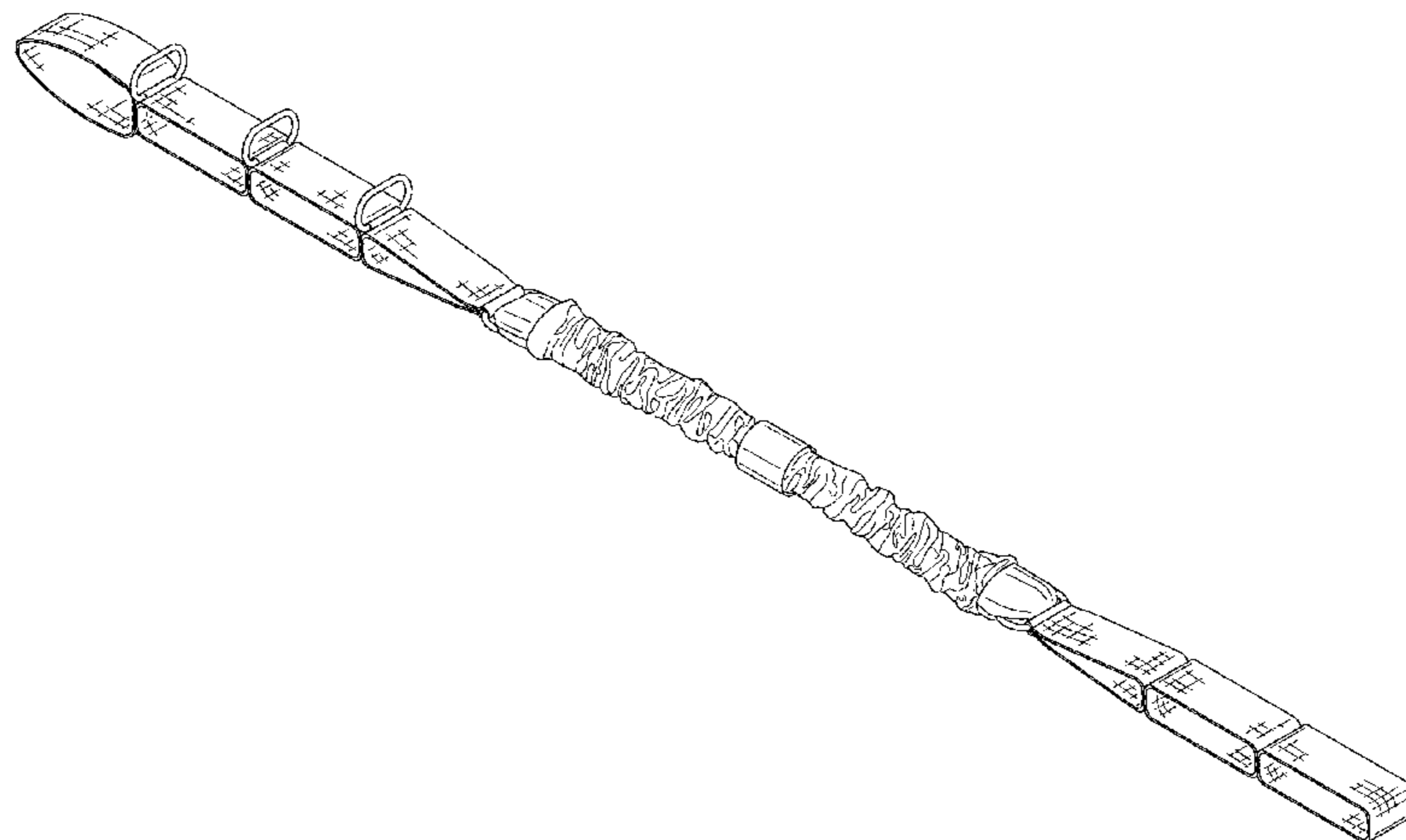
(57) **CLAIM**

The ornamental design for an elastic fitness band, as shown and described.

DESCRIPTION

FIG. 1 is an isometric view of an elastic fitness band showing my design.
FIG. 2 is a left side elevation view thereof.
FIG. 3 is a right side elevation view thereof.
FIG. 4 is a rear elevation view thereof.
FIG. 5 is a front elevation view thereof.
FIG. 6 is a top plan view thereof; and,
FIG. 7 is a bottom plan view thereof.
The cross-hatching shading in the figures is fragmentarily shown for convenience of illustration, it being understood that the cross-hatching shading is uniformly continued over the surface on which it appears.

1 Claim, 6 Drawing Sheets



(56)

References Cited

U.S. PATENT DOCUMENTS

| | | | | | | | |
|----------------|---------|------------------|-------------------------|-------------------|---------|-----------------|-------------------------|
| 7,955,236 B2 * | 6/2011 | DiGiovanni | A63B 21/0552 482/124 | 9,114,270 B2 * | 8/2015 | Aldridge | A61H 1/0237 |
| 8,021,286 B2 * | 9/2011 | Suiter | A63B 21/0552 482/122 | D741,419 S * | 10/2015 | Cohen | D21/662 |
| 8,303,473 B2 * | 11/2012 | Gutierrez | A63B 21/00 482/121 | D771,759 S * | 11/2016 | Cohen | D21/662 |
| 8,317,667 B1 * | 11/2012 | Thomas | A63B 21/0555 482/121 | 9,630,043 B2 * | 4/2017 | Foster | A63B 21/0023 |
| D676,091 S * | 2/2013 | Henniger | D21/662 | 9,630,081 B2 * | 4/2017 | Gillespie | A63B 71/0054 |
| 8,632,443 B2 * | 1/2014 | Hauptmann | A63B 21/16 482/121 | D785,733 S * | 5/2017 | Ross | D21/694 |
| D712,555 S * | 9/2014 | Berg | D24/190 | 9,895,566 B2 * | 2/2018 | Zbinden | A63B 21/00043 |
| D723,116 S * | 2/2015 | Gillespie | D21/662 | 9,907,389 B2 * | 3/2018 | Conlin | A45F 3/24 |
| 8,998,780 B2 * | 4/2015 | Lewen | A63B 7/02 482/124 | 9,937,096 B2 * | 4/2018 | Aldridge | A61H 1/0237 |
| 9,022,908 B2 * | 5/2015 | Crowell | A63B 21/0555 482/121 | D816,785 S * | 5/2018 | Smith, Jr. | D21/694 |
| | | | | 10,143,612 B2 * | 12/2018 | Foster | A61H 1/0274 |
| | | | | 2008/0214369 A1 * | 9/2008 | Mancini | A63B 21/04 482/121 |
| | | | | 2014/0073496 A1 * | 3/2014 | Bannerman | A63B 21/0552 482/139 |
| | | | | 2014/0274569 A1 * | 9/2014 | Lewen | A63B 7/02 482/24 |
| | | | | 2017/0333742 A1 * | 11/2017 | Reese | A63B 5/16 |

* cited by examiner

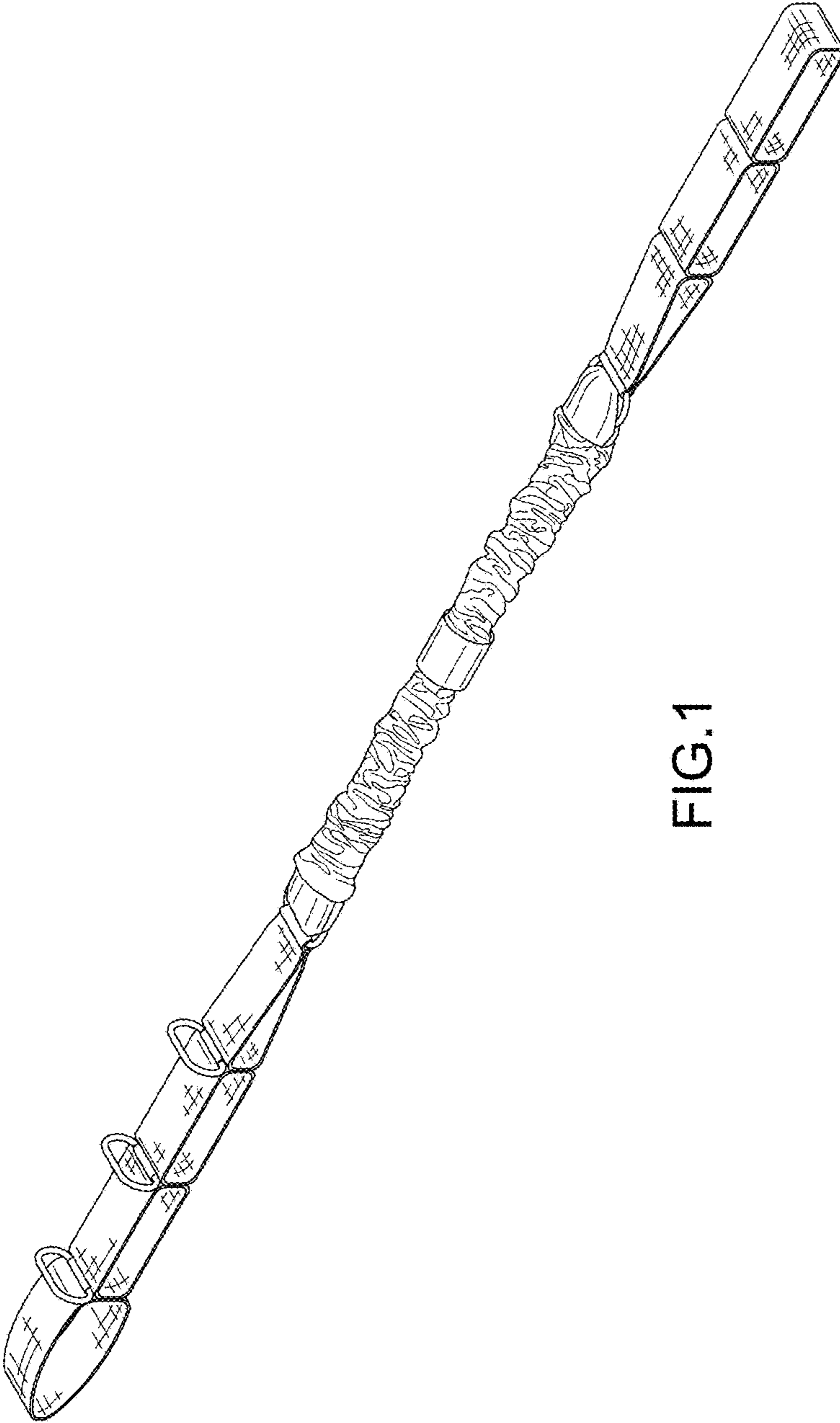


FIG.1

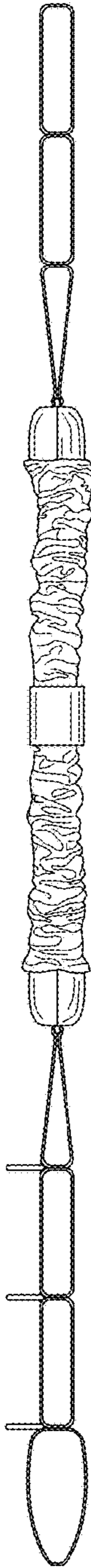


FIG. 2

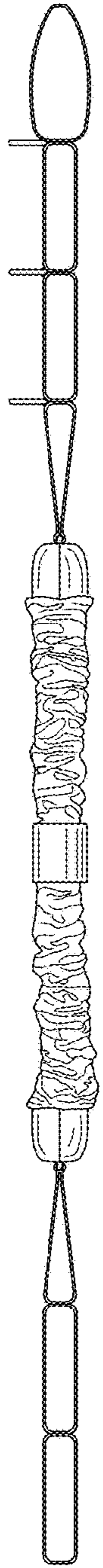


FIG.3

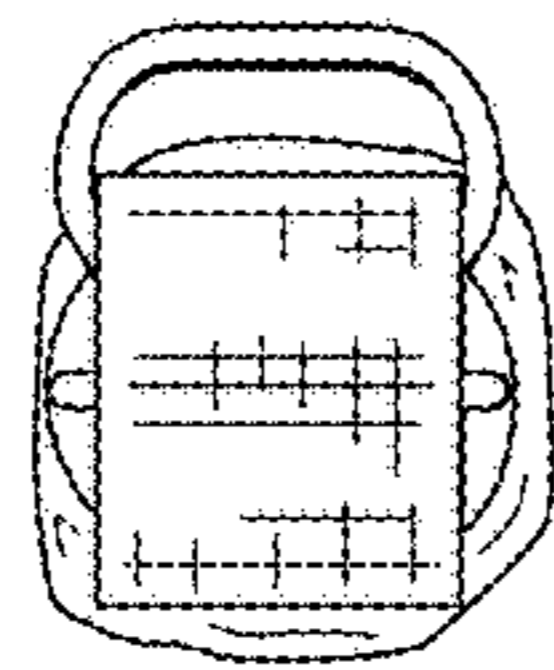


FIG. 4

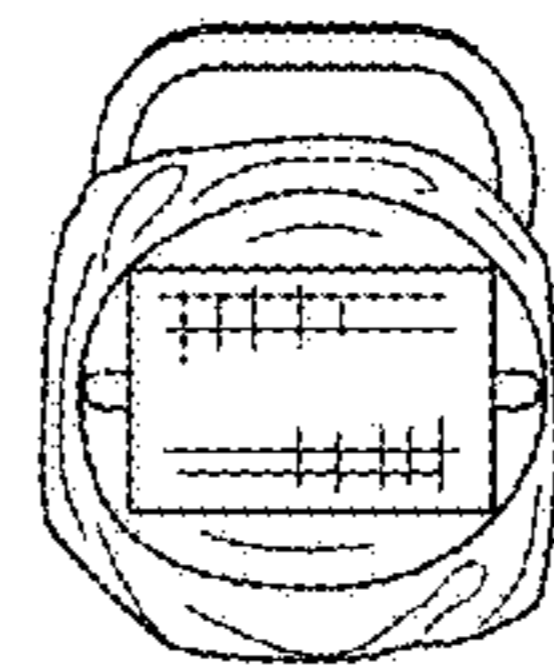


FIG. 5

