



US00D850538S

(12) **United States Design Patent** (10) **Patent No.:** **US D850,538 S**  
**Stambler** (45) **Date of Patent:** **\*\* Jun. 4, 2019**

(54) **SLOT CARD HOLDER**  
(71) Applicant: **Kenneth Stambler**, Oklahoma City, OK (US)  
(72) Inventor: **Kenneth Stambler**, Oklahoma City, OK (US)  
(\*\*) Term: **15 Years**  
(21) Appl. No.: **29/623,121**  
(22) Filed: **Oct. 23, 2017**

**Related U.S. Application Data**

(63) Continuation-in-part of application No. 29/612,871, filed on Aug. 4, 2017.  
(51) **LOC (11) Cl.** ..... **21-01**  
(52) **U.S. Cl.**  
USPC ..... **D21/385**; D21/392; D21/370  
(58) **Field of Classification Search**  
USPC ..... D21/369, 370, 374, 375, 385, 392-396;  
D3/207, 208, 211, 215, 247-249, 270,  
D3/318-319, 328; D11/79, 81, 201,  
D11/215-218, 238  
CPC ..... A44C 11/00; A44C 25/00; A45C 11/182  
See application file for complete search history.

5,560,603 A 10/1996 Seelig  
5,590,880 A 1/1997 Flam  
D464,998 S \* 10/2002 Brookins ..... D21/370  
D486,531 S \* 2/2004 Brookins ..... D21/370  
D512,106 S \* 11/2005 Brookins ..... D21/370  
D536,741 S \* 2/2007 Brookins ..... D21/370  
D570,420 S \* 6/2008 Brookins ..... D21/370  
D592,939 S \* 5/2009 Kelleghan ..... D8/356  
D595,119 S \* 6/2009 Kelleghan ..... D8/356  
D626,184 S \* 10/2010 Stambler ..... D21/370  
D636,823 S \* 4/2011 Stambler ..... D21/394  
D636,826 S 4/2011 Stambler  
D665,854 S \* 8/2012 Brookins ..... D21/370  
D665,855 S \* 8/2012 Brookins ..... D21/370  
D692,063 S \* 10/2013 Stambler ..... D21/370  
D734,208 S \* 7/2015 Matos ..... D11/216  
D738,959 S \* 9/2015 Cabbage ..... D21/370  
D770,570 S \* 11/2016 Stambler ..... D21/392  
D786,361 S \* 5/2017 Stambler ..... D21/392  
D789,455 S \* 6/2017 Stambler ..... D21/370  
D790,633 S \* 6/2017 Stambler ..... D21/392

\* cited by examiner

*Primary Examiner* — George D. Kirschbaum  
*Assistant Examiner* — Joseph J. Kukella  
(74) *Attorney, Agent, or Firm* — Eric Kelly

(57) **CLAIM**

An ornamental design for a slot card holder, as shown and described herein.

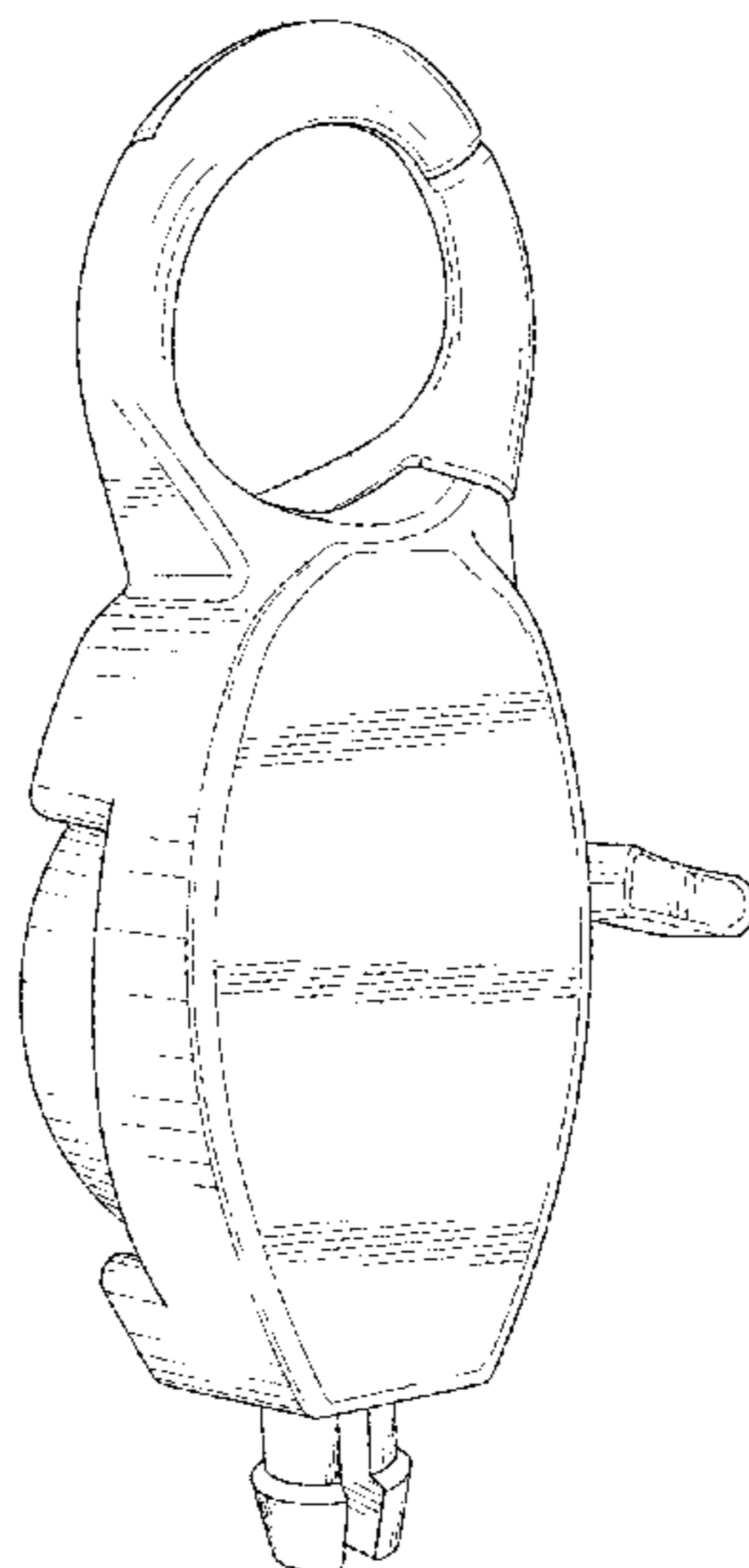
**DESCRIPTION**

FIG. 1 illustrates a front and left-side perspective view of an ornamental slot card holder;  
FIG. 2 illustrates a front view thereof;  
FIG. 3 illustrates a back view thereof;  
FIG. 4 illustrates a left-side view thereof;  
FIG. 5 illustrates a right-side view thereof;  
FIG. 6 illustrates a top view thereof; and,  
FIG. 7 illustrates a bottom view thereof.

**1 Claim, 5 Drawing Sheets**

(56) **References Cited**  
U.S. PATENT DOCUMENTS

D132,764 S 6/1942 La Verde  
4,079,607 A 3/1978 Spruyt  
D258,850 S 4/1981 Brentini  
D271,443 S 11/1983 MacDonald  
D307,213 S 4/1990 Scungio  
D308,601 S 6/1990 McDonald  
D310,753 S 9/1990 Stillwagon  
D361,516 S 8/1995 Peersmann  
D366,359 S 1/1996 Riedl



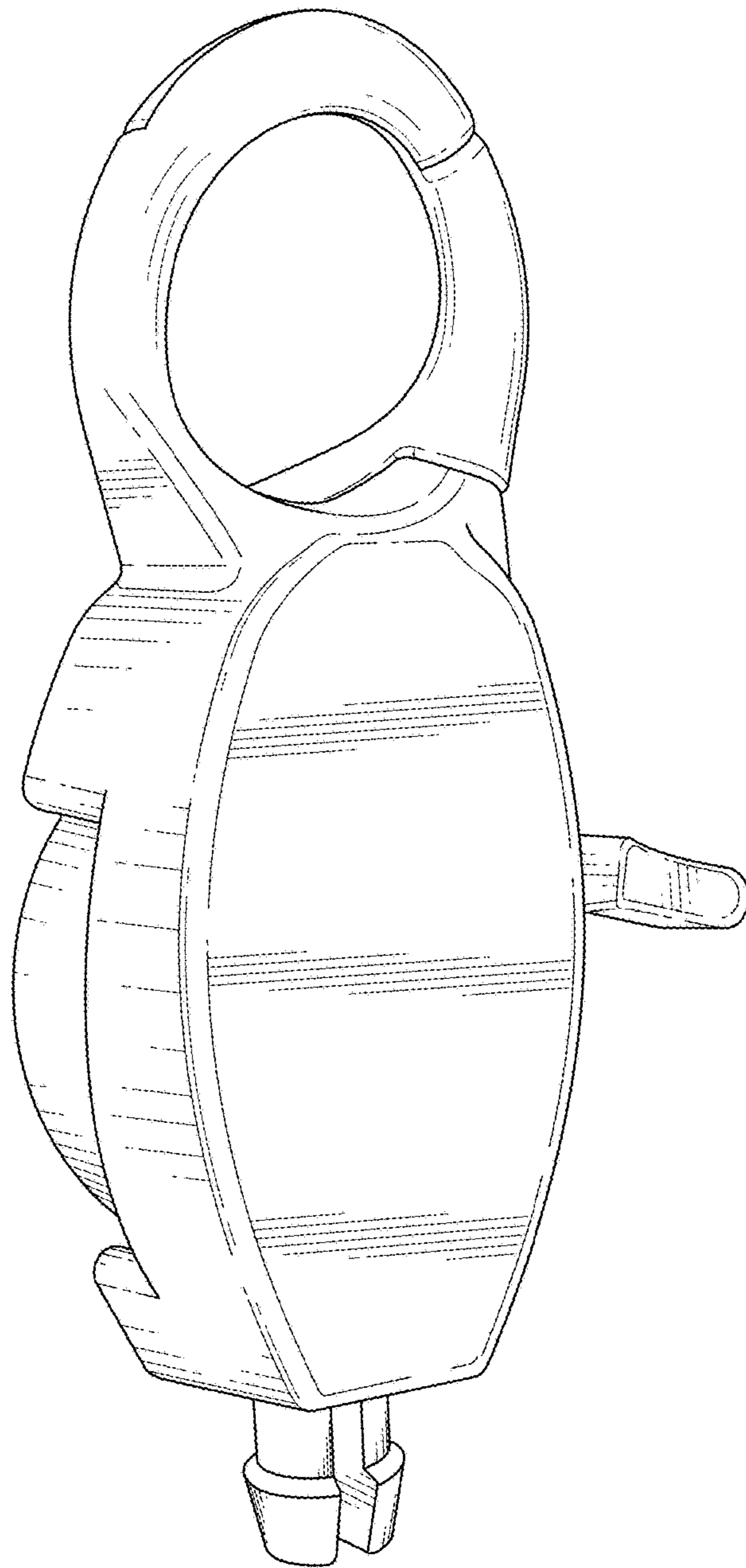


FIG. 1

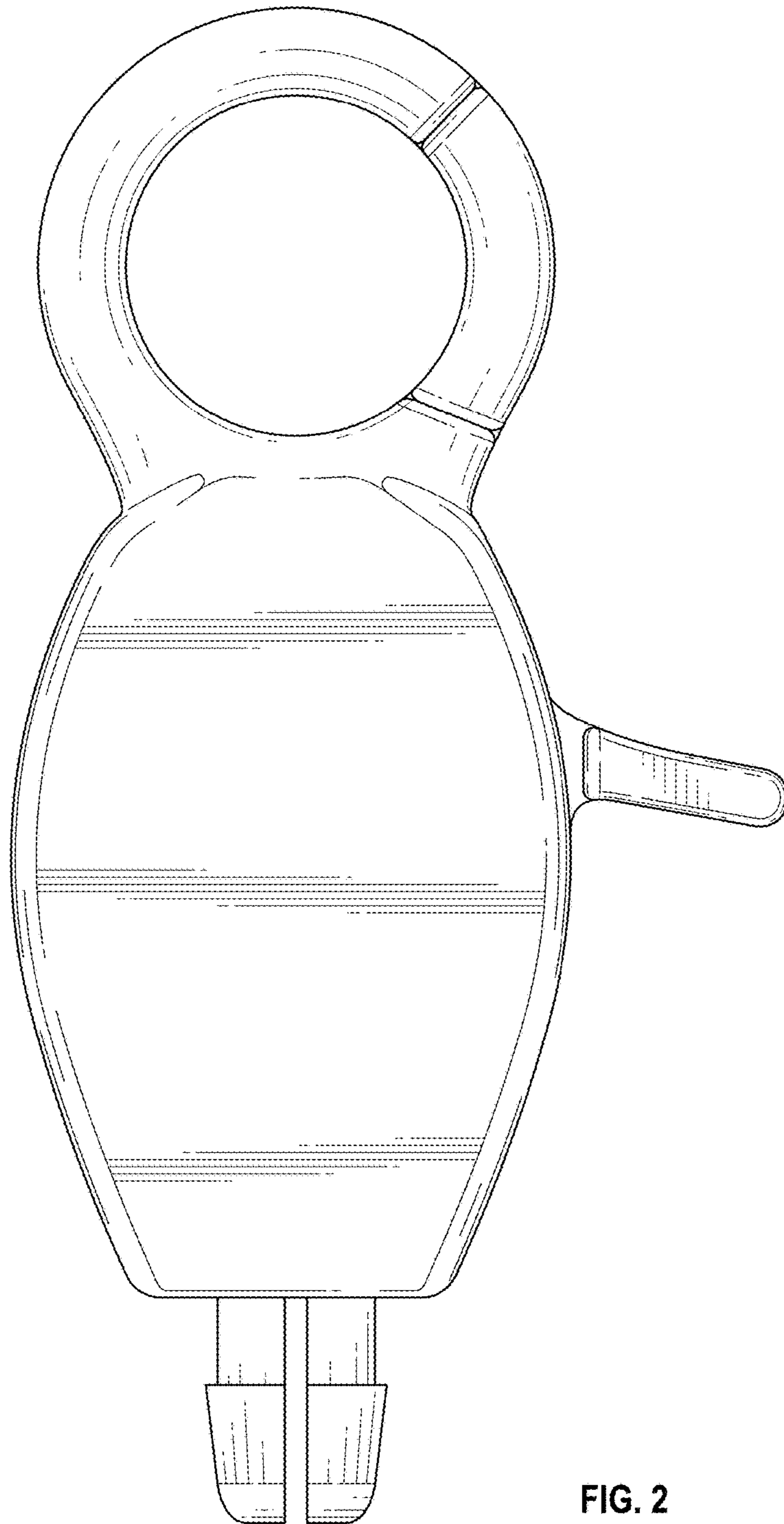


FIG. 2

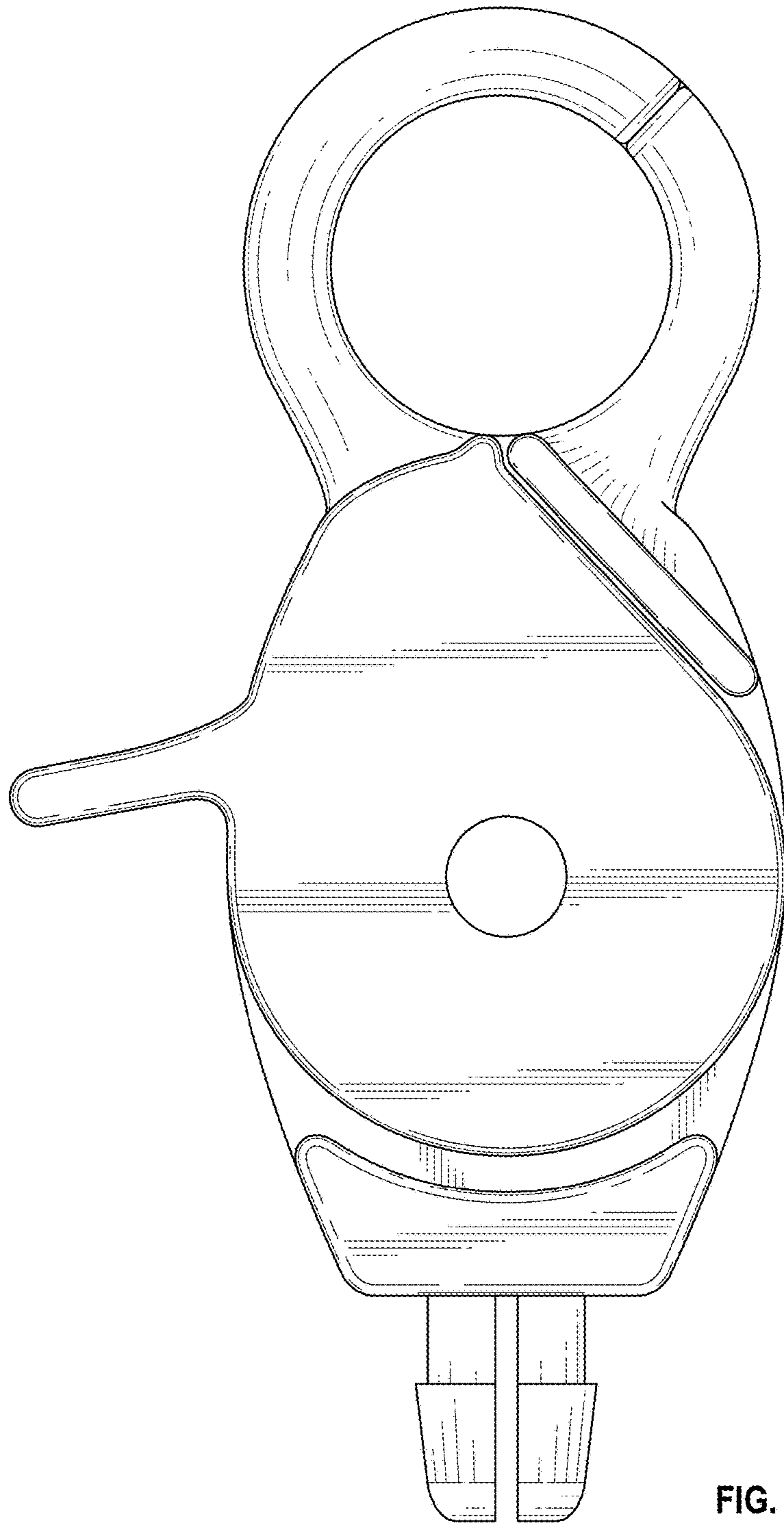


FIG. 3

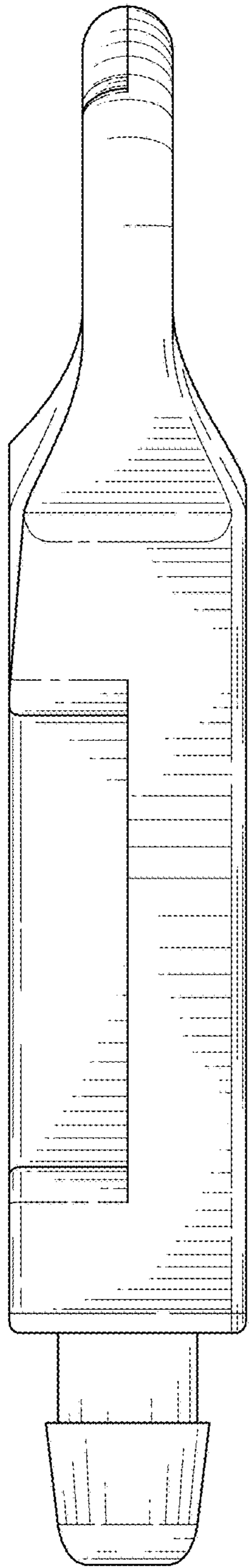


FIG. 4

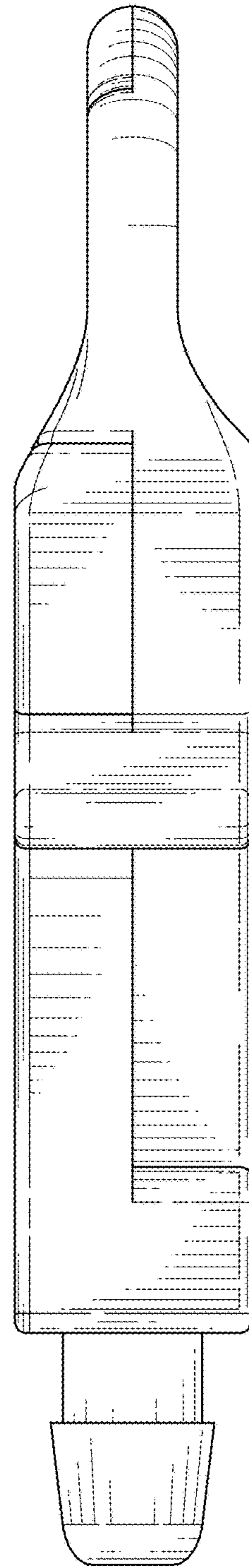


FIG. 5

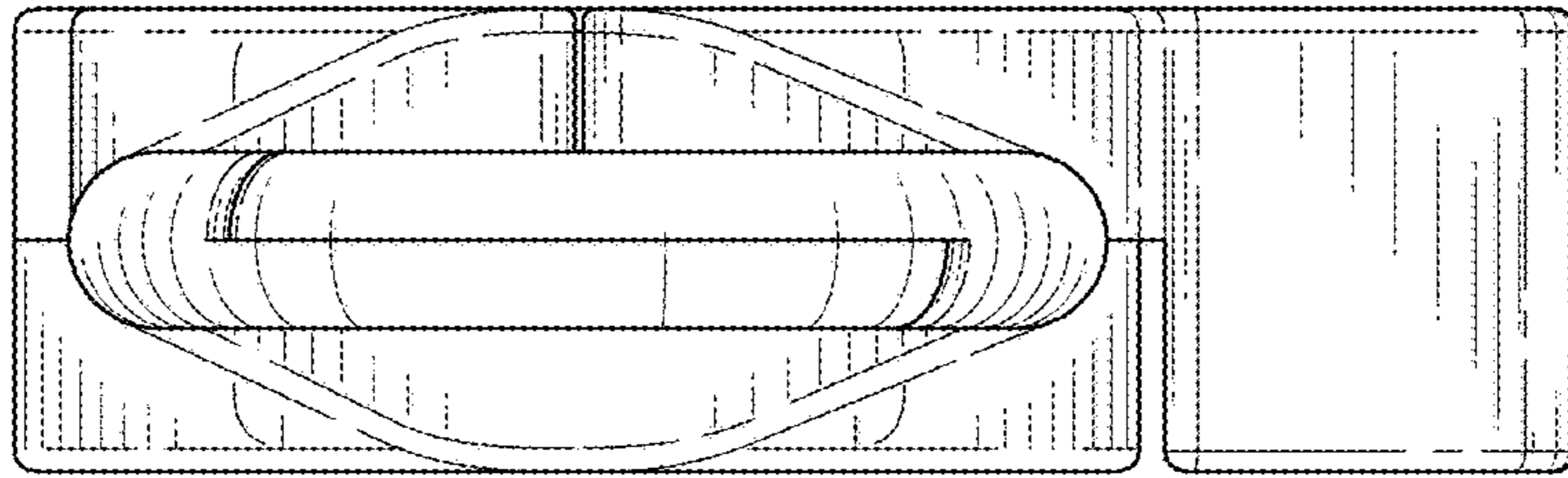


FIG. 6

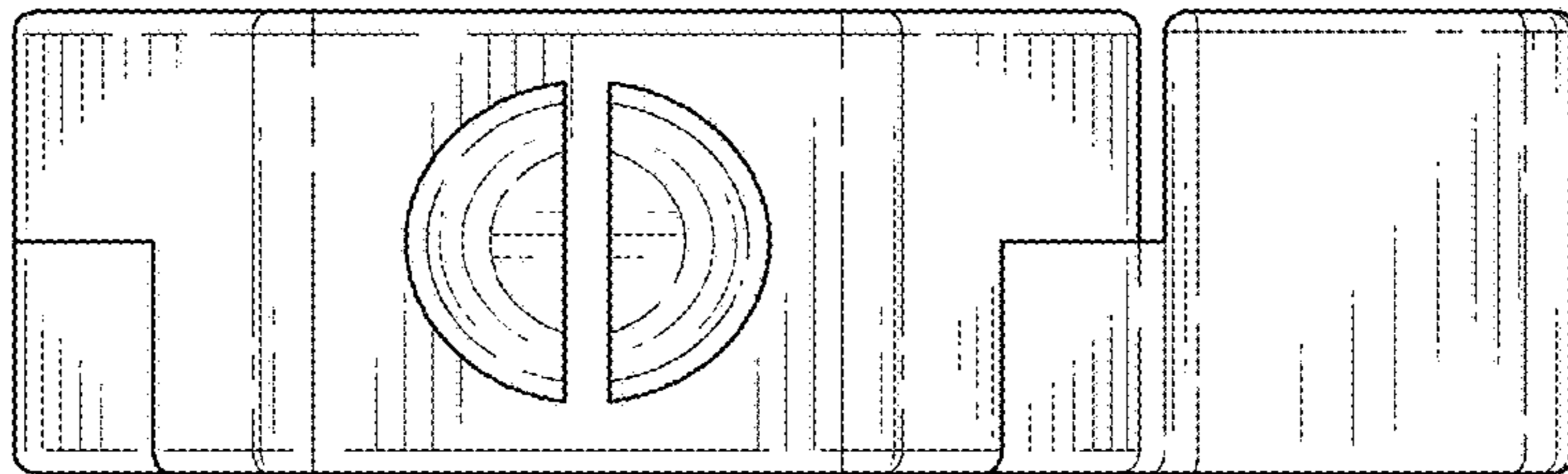


FIG. 7