



US00D850531S

(12) **United States Design Patent** (10) **Patent No.:** **US D850,531 S**  
**Boisdevesys** (45) **Date of Patent:** **\*\* Jun. 4, 2019**

(54) **WRITING INSTRUMENT CAP**  
(71) Applicant: **Societe BIC**, Clichy (FR)  
(72) Inventor: **David Boisdevesys**, Vitry Sure Seine (FR)  
(73) Assignee: **Societe BIC**, Clichy (FR)  
(\*\*) Term: **15 Years**

D447,174 S \* 8/2001 Kamiyama ..... D19/167  
D470,885 S \* 2/2003 Tahara ..... D19/117  
6,688,792 B1 \* 2/2004 Reichmann ..... B43K 27/08  
401/18  
D493,832 S \* 8/2004 Hung ..... D19/163  
D498,258 S 11/2004 Song  
D500,081 S 12/2004 Hung  
D541,340 S 4/2007 Qiu  
(Continued)

(21) Appl. No.: **29/585,427**  
(22) Filed: **Nov. 23, 2016**  
(30) **Foreign Application Priority Data**

May 23, 2016 (EM) ..... 003147842

(51) **LOC (11) Cl.** ..... **19-06**  
(52) **U.S. Cl.**  
USPC ..... **D19/194**; D19/901; D19/913  
(58) **Field of Classification Search**  
USPC ..... D14/411; D19/115-204; D28/7, 76, 88  
CPC ... B43K 7/12; B43K 8/04; B43K 8/06; B43K  
19/00; B43K 19/02; B43K 19/14; B43K  
21/006; B43K 21/06; B43K 23/06; B43K  
24/08

See application file for complete search history.

(56) **References Cited**

**U.S. PATENT DOCUMENTS**

D190,349 S \* 5/1961 Doman ..... D19/201  
D260,272 S 8/1981 Horntrich  
D268,501 S 4/1983 Kruckel et al.  
D271,889 S 12/1983 Kruckel et al.  
D273,400 S \* 4/1984 Zierhut ..... D19/195  
D301,486 S \* 6/1989 Yuen ..... D19/130  
D309,913 S 8/1990 Shintani  
D325,931 S 5/1992 Sekiguchi  
D331,070 S 11/1992 Huang  
D340,947 S 11/1993 Tu  
D369,183 S \* 4/1996 Yoshida ..... D19/163

**OTHER PUBLICATIONS**

Trademark registration serial No. 76131977, registration No. 2863814, for: Design Only, Registration Date: Jul. 13, 2004; Owner: (REGISTRANT) Schwan-STABILO Schwanhaeusser GmbH & Co. Corporation FED REP Germany Schwanweg 1 D-90562 Heroldsberg FED REP Germany, 1 page.

(Continued)

*Primary Examiner* — Elizabeth A. Albert  
(74) *Attorney, Agent, or Firm* — Ohlandt, Greeley, Ruggiero & Perle, L.L.P.

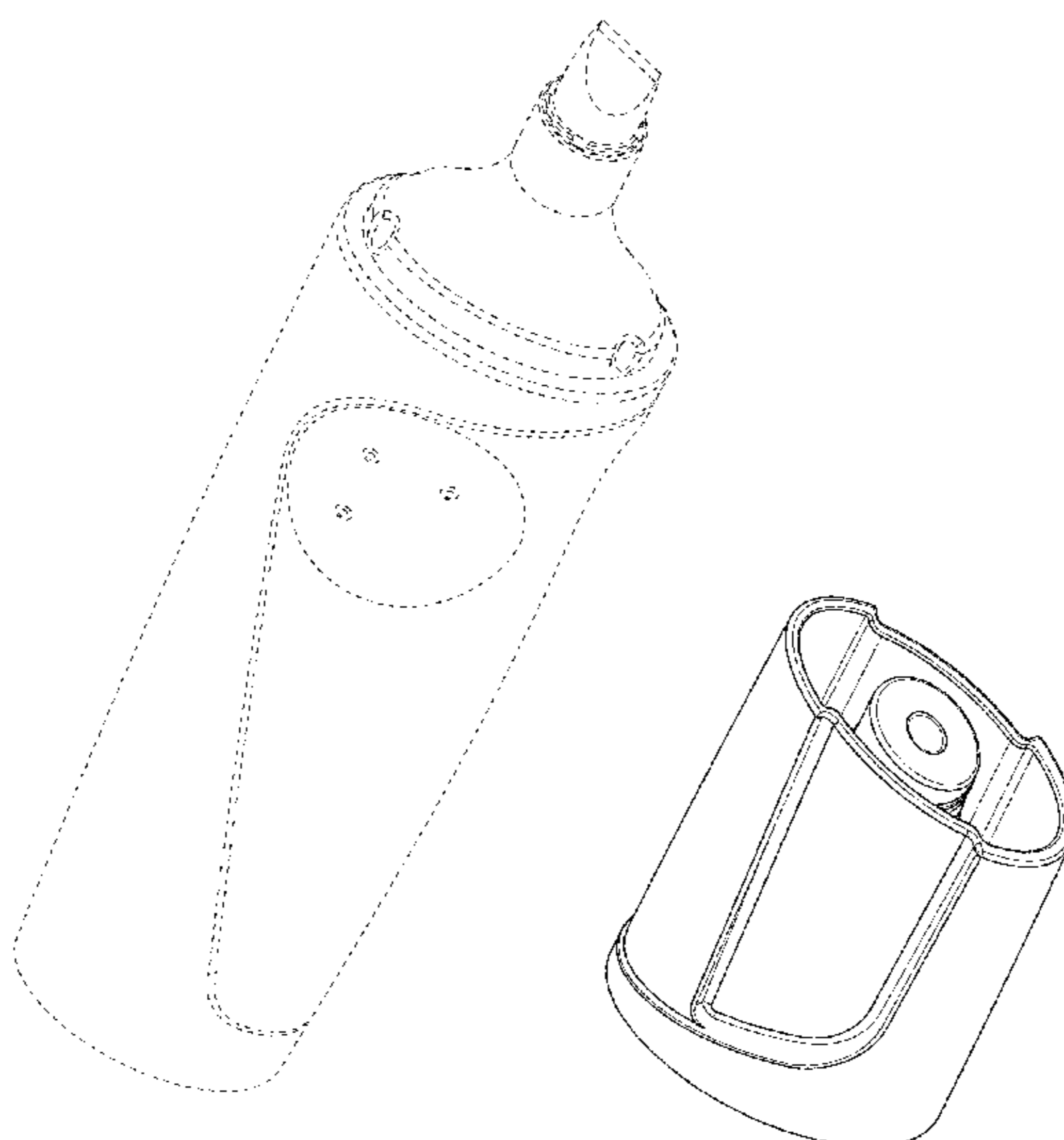
(57) **CLAIM**

The ornamental design for a writing instrument cap, as shown and described.

**DESCRIPTION**

FIG. 1 is a perspective view of a writing instrument cap according to the present invention; FIG. 2 is a front elevational view thereof; FIG. 3 is a rear elevational view thereof; FIG. 4 is a left side elevational view thereof; FIG. 5 is a right side elevational view thereof; FIG. 6 is a top plan view thereof; FIG. 7 is a bottom plan view thereof; and, FIG. 8 is a perspective view thereof. The broken lines in FIGS. 1-8 are for the purpose of illustrating environmental structure and form no part of the claimed design.

**1 Claim, 8 Drawing Sheets**



(56)

**References Cited**

U.S. PATENT DOCUMENTS

D545,895 S \* 7/2007 Okutani ..... D19/117  
 D550,283 S \* 9/2007 Koreska ..... D19/66  
 D557,745 S \* 12/2007 Isono ..... D19/194  
 D559,311 S 1/2008 Diu et al.  
 D567,852 S 4/2008 Qiu et al.  
 D568,933 S \* 5/2008 Qiu ..... D19/163  
 D584,774 S \* 1/2009 Morimura ..... D19/194  
 D590,876 S \* 4/2009 Shi ..... D19/117  
 D596,230 S \* 7/2009 Tan ..... D19/166  
 D601,193 S 9/2009 Li  
 D601,194 S \* 9/2009 Hung ..... D19/163  
 D605,697 S \* 12/2009 Liu ..... D19/163  
 D607,052 S 12/2009 Siegel  
 D608,827 S \* 1/2010 Hung ..... D19/163  
 D612,421 S \* 3/2010 Suero, Jr. .... D19/163  
 D616,024 S \* 5/2010 Siegel ..... D19/163  
 D616,496 S 5/2010 Liu

D624,963 S 10/2010 Liu  
 D628,631 S 12/2010 Liu  
 D667,873 S 9/2012 Shi  
 D667,874 S 9/2012 Chen  
 D669,123 S 10/2012 Jiang  
 D672,814 S \* 12/2012 Li ..... D19/185  
 D681,731 S \* 5/2013 Yasunaga ..... D19/194  
 D685,421 S \* 7/2013 Jiang ..... D19/163  
 D691,654 S \* 10/2013 Nishida ..... D19/163  
 D697,972 S \* 1/2014 Jiang ..... D19/194  
 D699,288 S \* 2/2014 Jiang ..... D19/163  
 D701,571 S \* 3/2014 Perkins ..... D19/163  
 D780,266 S \* 2/2017 Rimoux ..... D19/117  
 D791,234 S \* 7/2017 Vadenne ..... D19/194

OTHER PUBLICATIONS

Stabilo Boss Original, Catalogue 2014, pp. 148-151 and p. 72.

\* cited by examiner

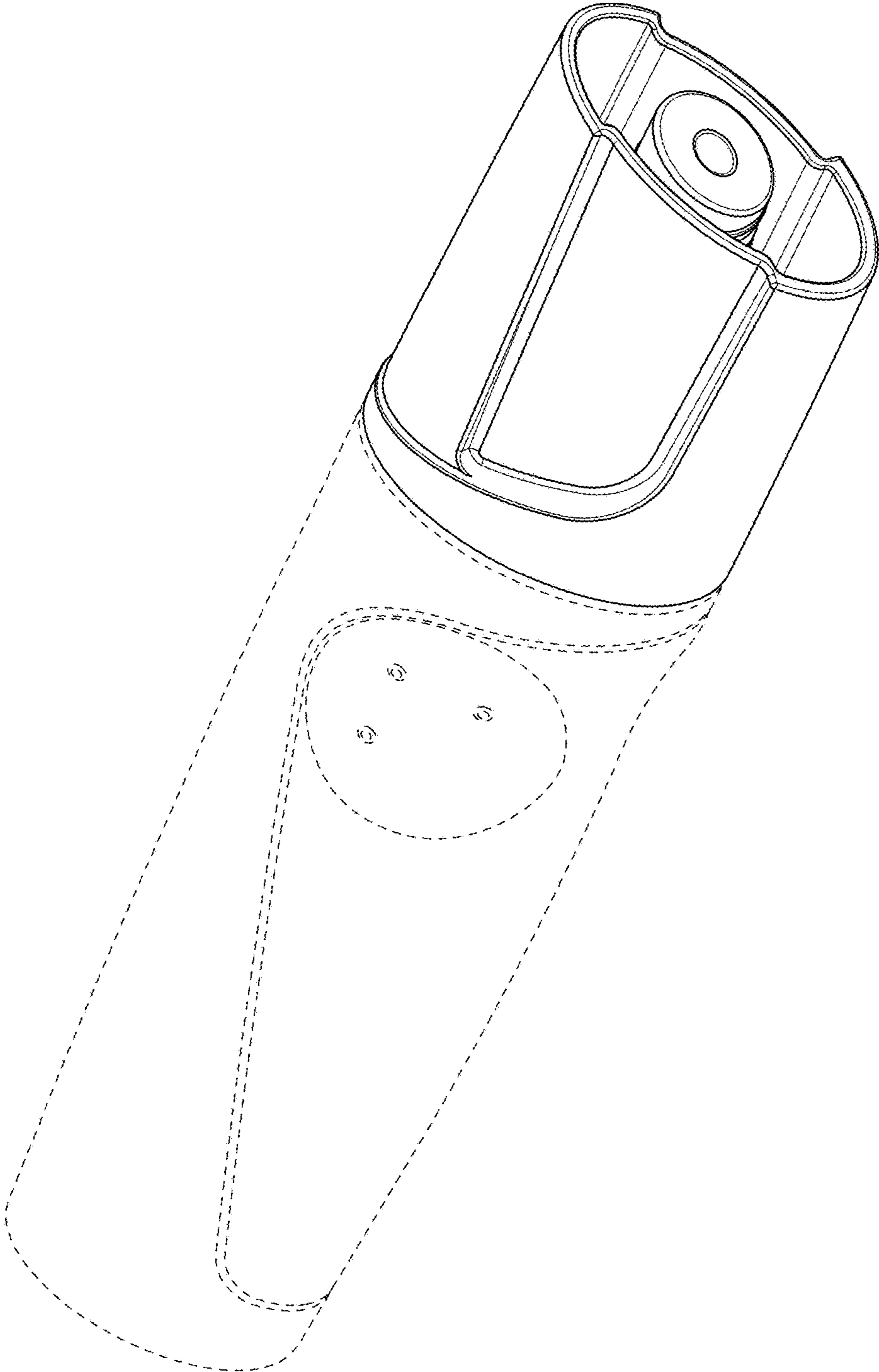


FIG. 1




FIG. 2

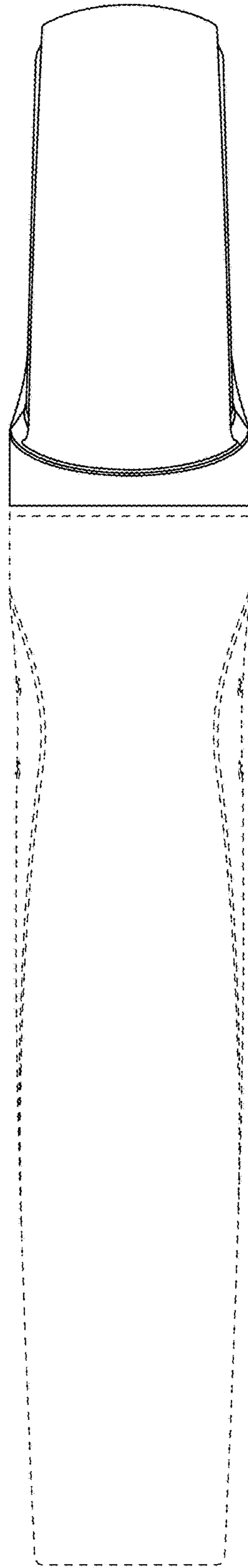


FIG. 3

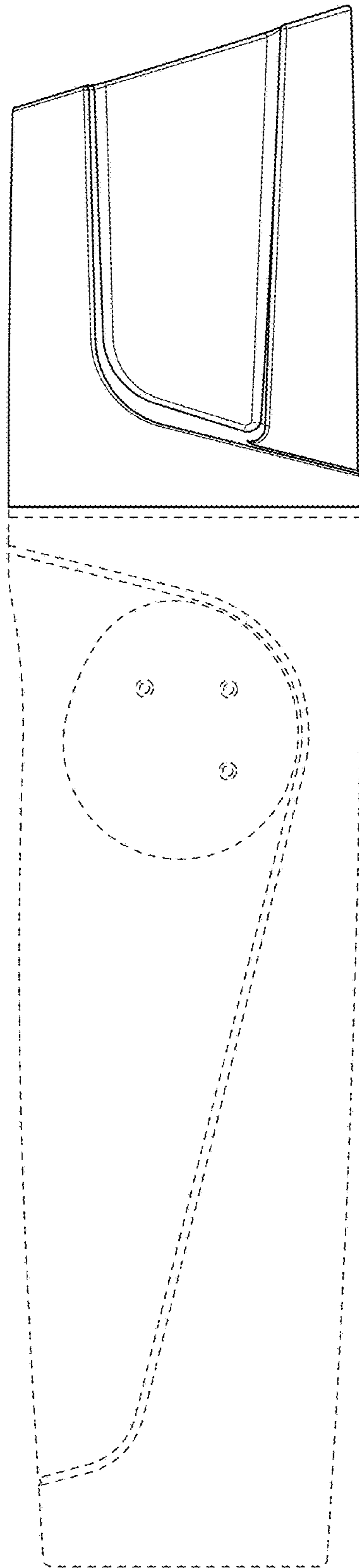


FIG. 4

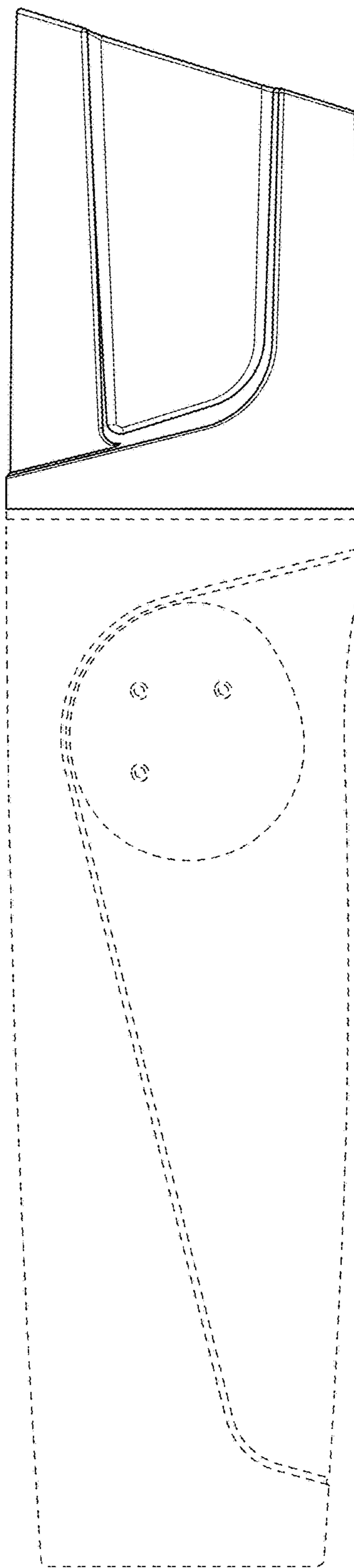


FIG. 5

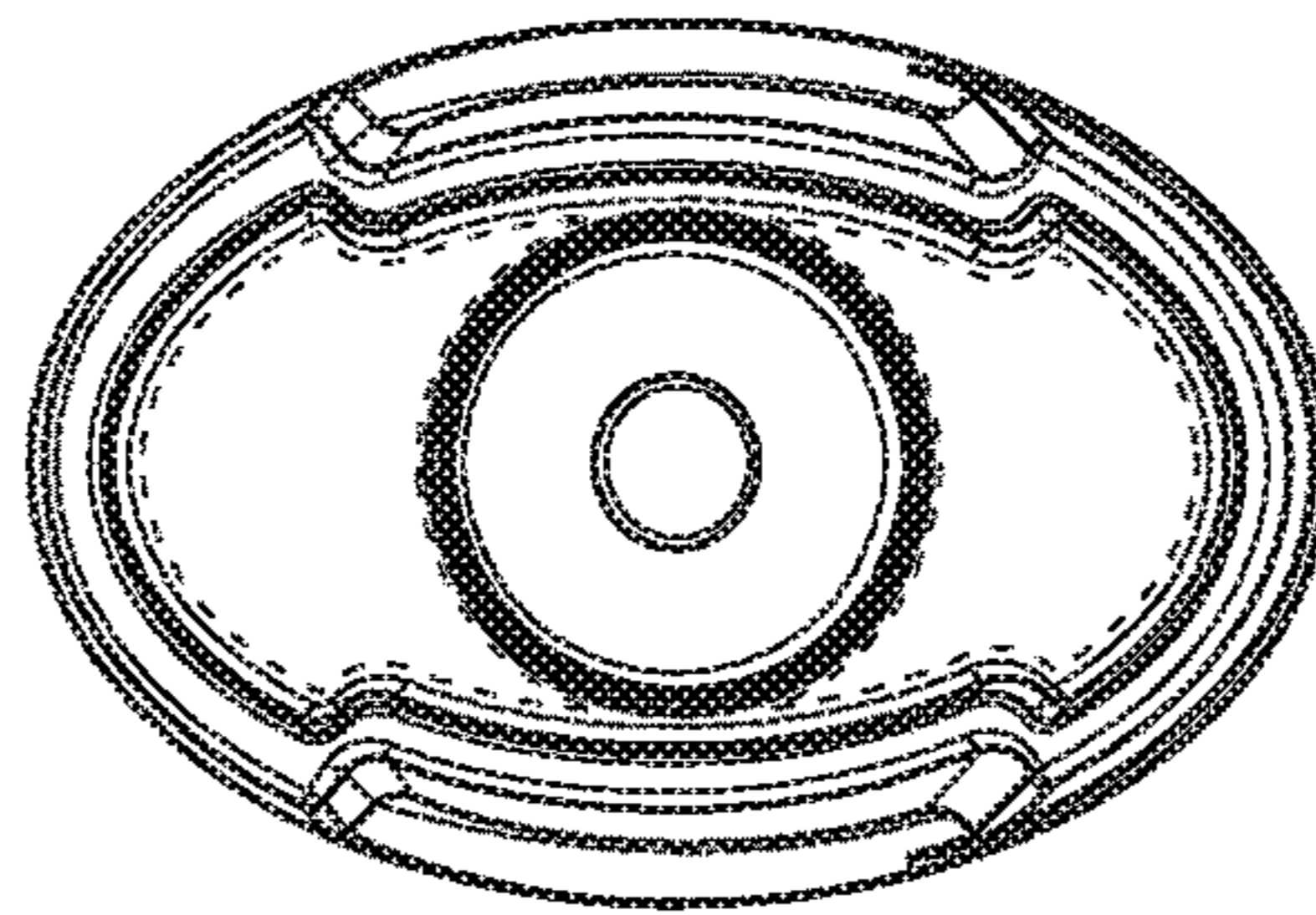
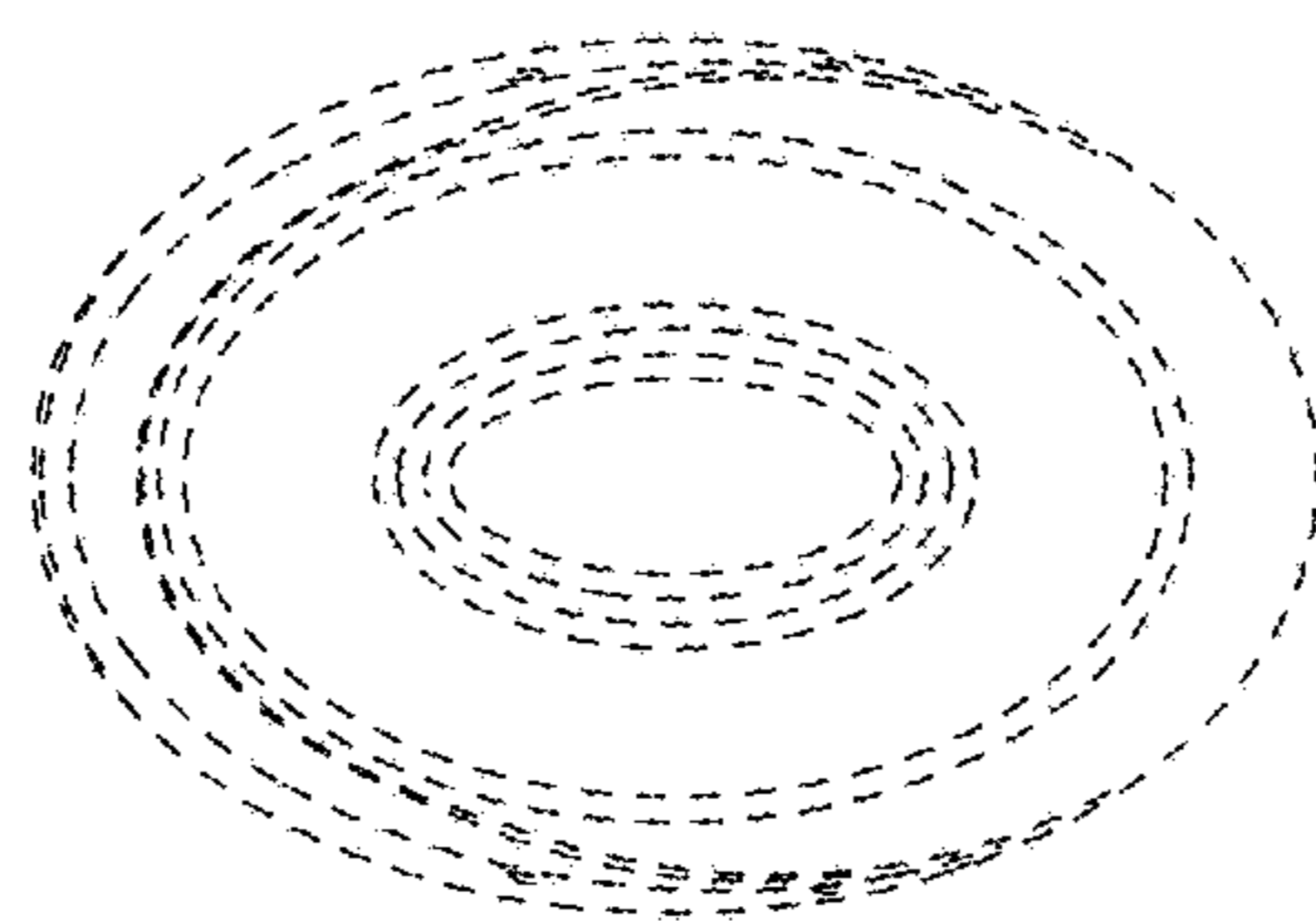


FIG. 6





*FIG. 7*

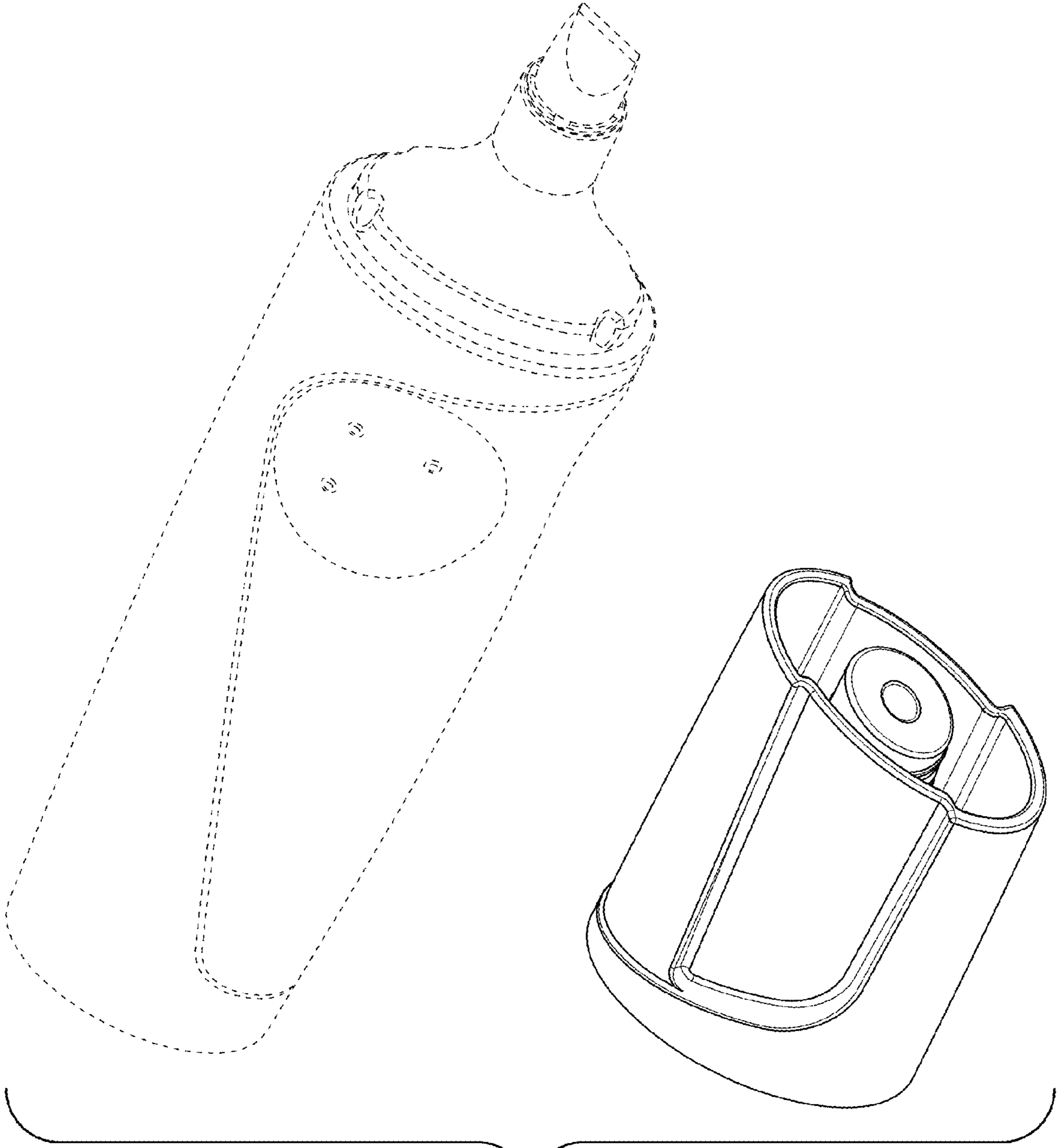


FIG. 8