



US00D850529S

(12) **United States Design Patent** (10) **Patent No.:** **US D850,529 S**
Clark, III et al. (45) **Date of Patent:** **** Jun. 4, 2019**

- (54) **MULTIFUNCTION OFFICE MACHINE**
- (71) Applicant: **XEROX CORPORATION**, Norwalk, CT (US)
- (72) Inventors: **William T Clark, III**, Pittsford, NY (US); **James B Smith**, Honeoye Falls, NY (US); **Keith L Willis**, Rochester, NY (US); **Andrew T Martin**, Honeoye Falls, NY (US); **Stephen F Skrainar**, Penfield, NY (US)
- (73) Assignee: **Xerox Corporation**, Norwalk, CT (US)
- (**) Term: **15 Years**
- (21) Appl. No.: **29/563,005**
- (22) Filed: **May 2, 2016**

Related U.S. Application Data

- (63) Continuation of application No. 29/503,232, filed on Sep. 25, 2014, now abandoned.
- (51) **LOC (11) Cl.** **18-02**
- (52) **U.S. Cl.**
USPC **D18/50**
- (58) **Field of Classification Search**
USPC D18/4.4, 4.6, 14, 19, 54, 54.1, 55, 50
CPC B41J 3/4075; B41J 11/58; B41J 15/042; B41J 15/12; B41J 17/00; B41J 29/00; B41J 29/08; B65C 11/00; B65C 11/02; B65C 11/0205; B65C 11/021; B65C 11/0215; B65C 11/0221; B65C 11/0226; B65C 11/0236; B65C 11/0242; B65C 11/0252; B65C 11/0257; B65C 11/0268; B65C 11/027; B65C 11/0284; B65C 11/0289; B65C 11/0294; B65C 11/04; B65C 11/046; B65C 11/06; B65C 11/062; B65C 11/064; B65C 11/066; B65C 11/068

See application file for complete search history.

- (56) **References Cited**
- U.S. PATENT DOCUMENTS
- | | | | | | | |
|----------|---|---|---------|----------|-------|--------|
| D697,966 | S | * | 1/2014 | Fukasawa | | D18/55 |
| D697,967 | S | * | 1/2014 | Fukasawa | | D18/55 |
| D698,389 | S | * | 1/2014 | Fukasawa | | D18/55 |
| D702,760 | S | * | 4/2014 | Kim | | D18/55 |
| D724,142 | S | * | 3/2015 | Kim | | D18/55 |
| D726,250 | S | * | 4/2015 | Kim | | D18/55 |
| D726,251 | S | * | 4/2015 | Kim | | D18/55 |
| D742,960 | S | * | 11/2015 | Lee | | D18/50 |
| D780,839 | S | * | 3/2017 | Kim | | D18/55 |
| D780,841 | S | * | 3/2017 | Kim | | D18/55 |

* cited by examiner

Primary Examiner — Janice Hallmark

(57) **CLAIM**

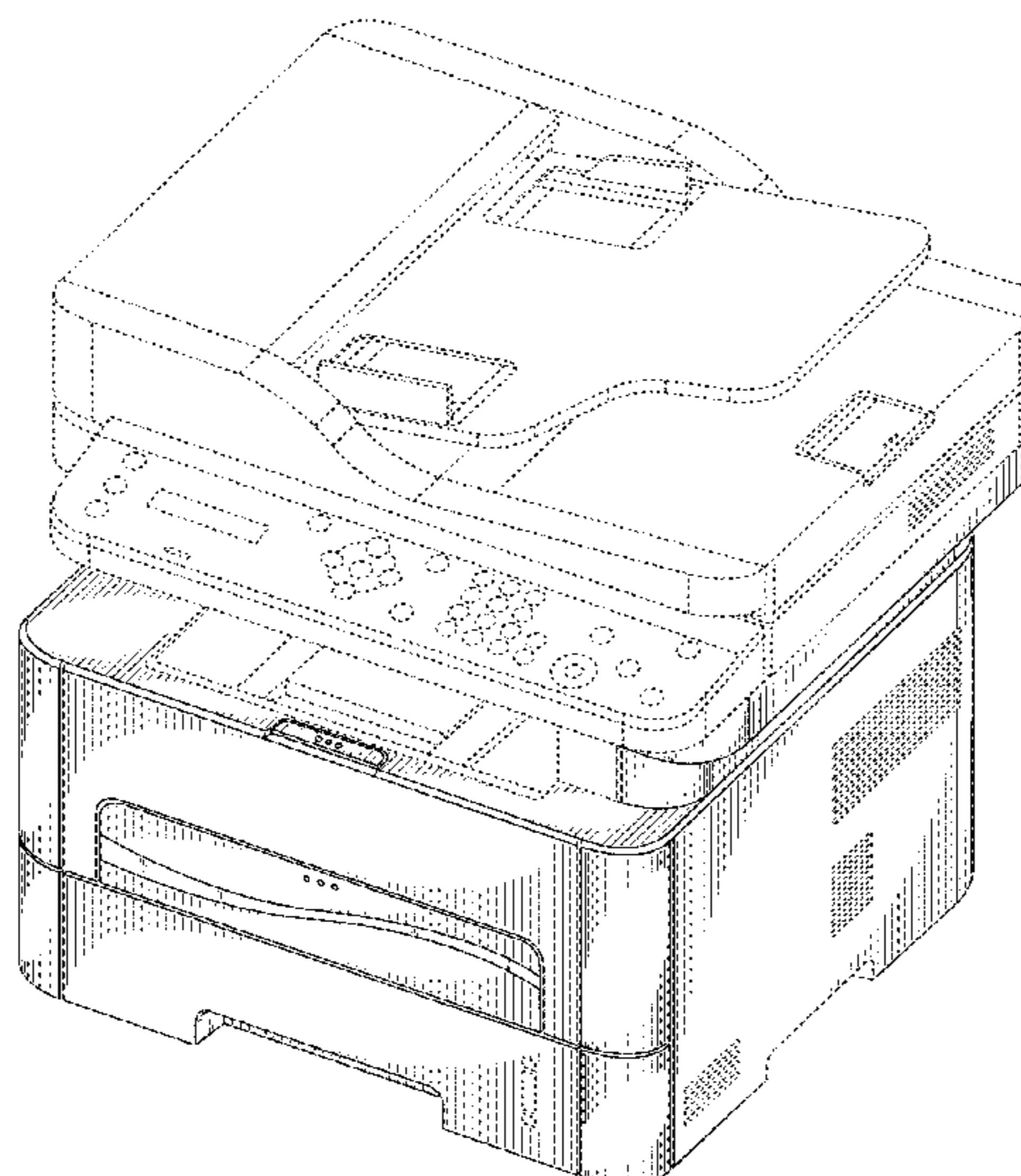
The ornamental design for a multifunction office machine, as shown and described.

DESCRIPTION

FIG. 1 is a perspective view of a multifunction office machine in accordance with the present invention;
 FIG. 2 is a front view thereof;
 FIG. 3 is a right side view thereof;
 FIG. 4 is a rear view thereof;
 FIG. 5 is a left side view thereof;
 FIG. 6 is a top plan view thereof; and,
 FIG. 7 is a bottom plan view thereof, showing a detail view of the encircled portion.

The dash-dash broken lines in the drawings depict environmental subject matter, are for illustrative purposes only and form no part of the claimed design. The dash-dot-dot-dash broken lines on FIG. 7 encircle the portion of the multifunction office machine shown in the detail view and form no part of the claimed design.

1 Claim, 7 Drawing Sheets



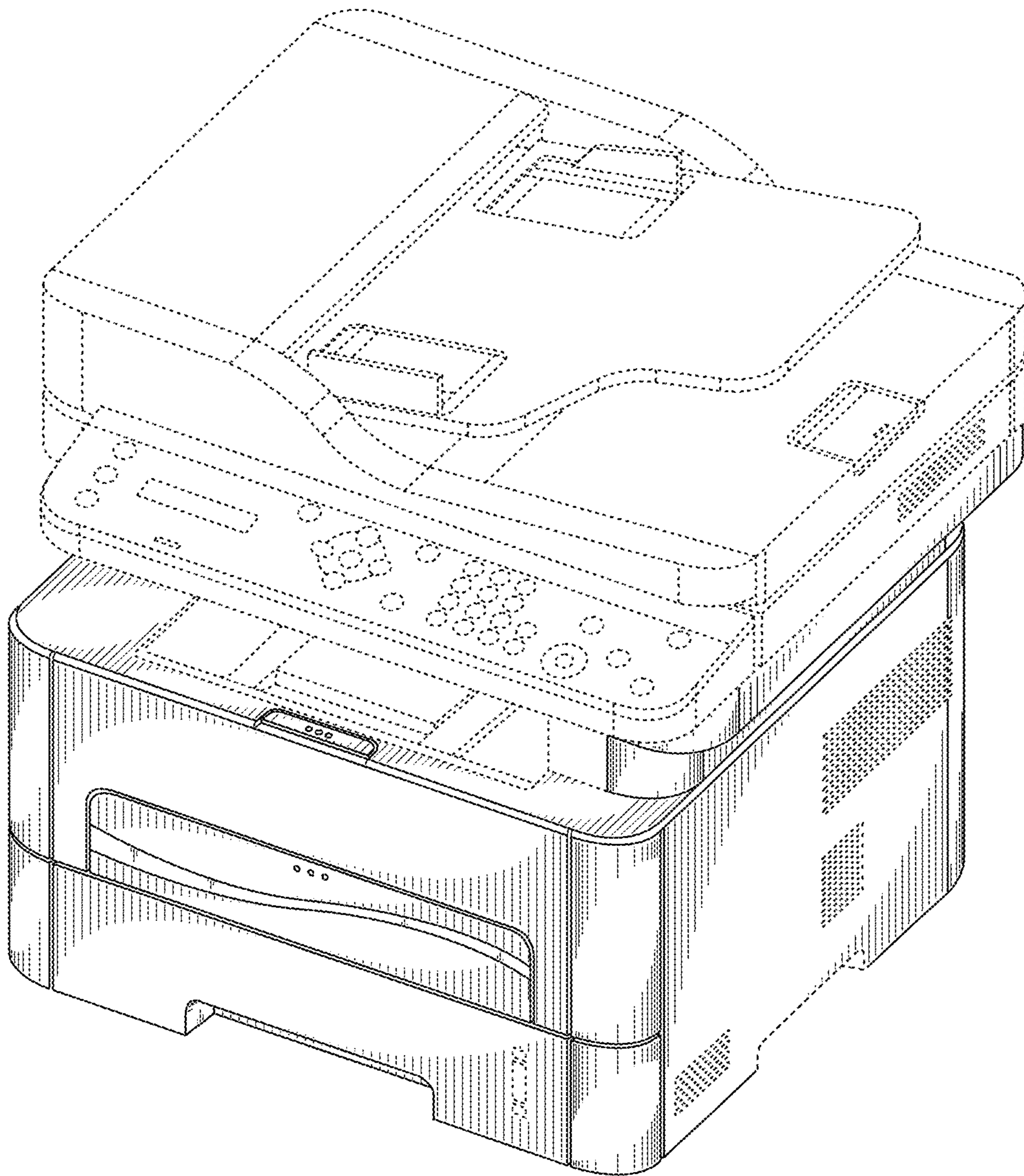


FIG. 1

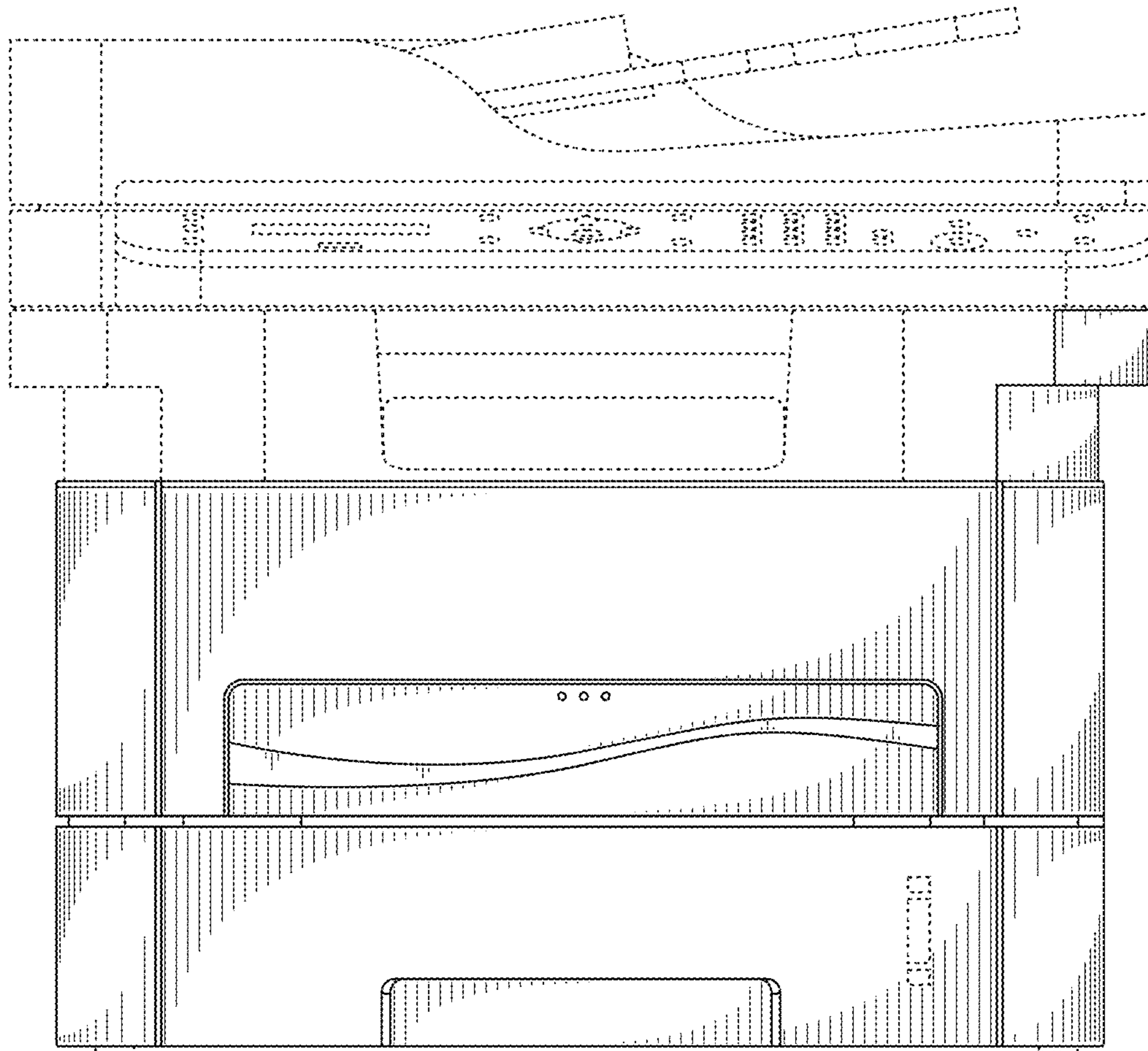


FIG. 2

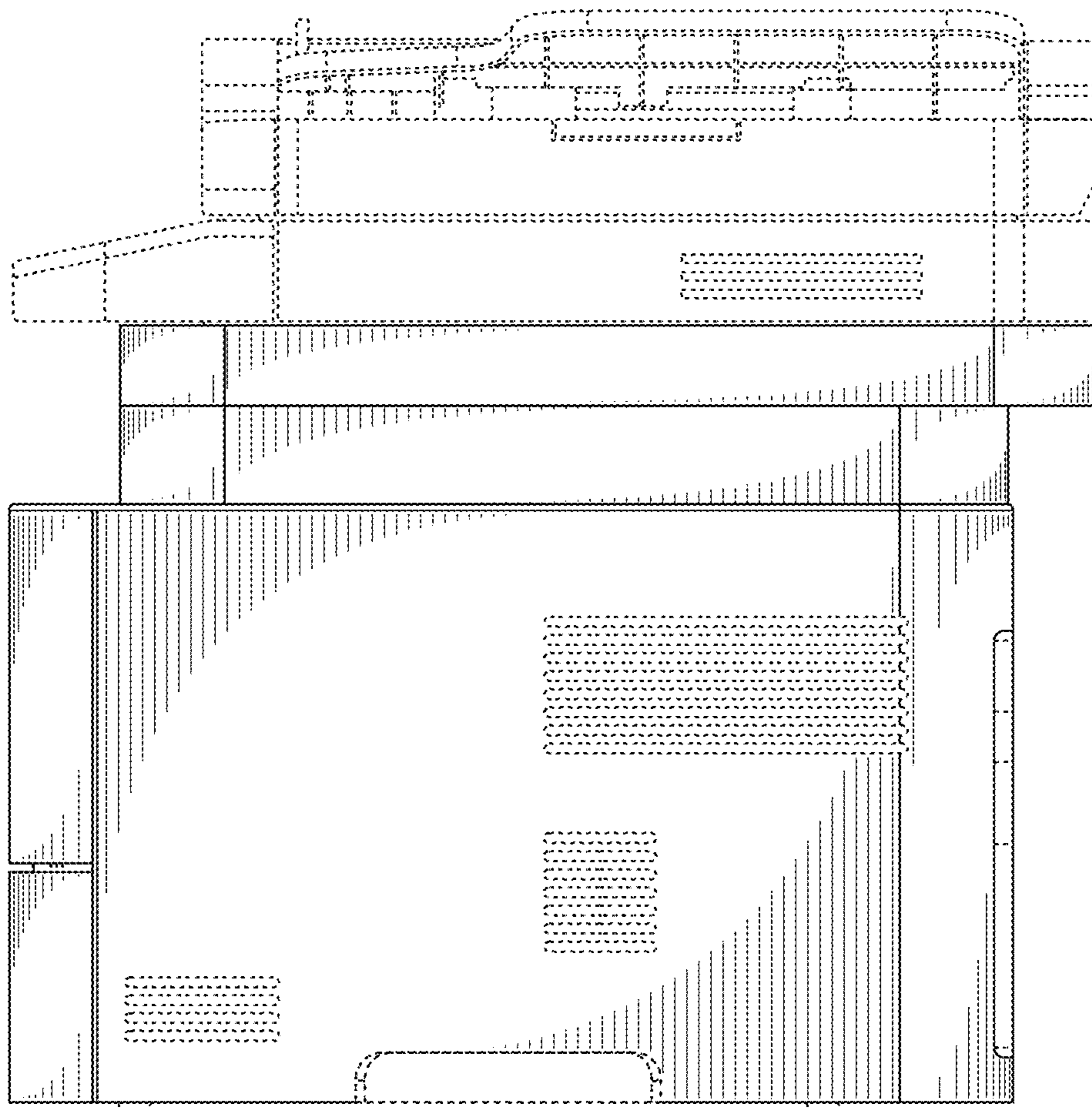


FIG. 3

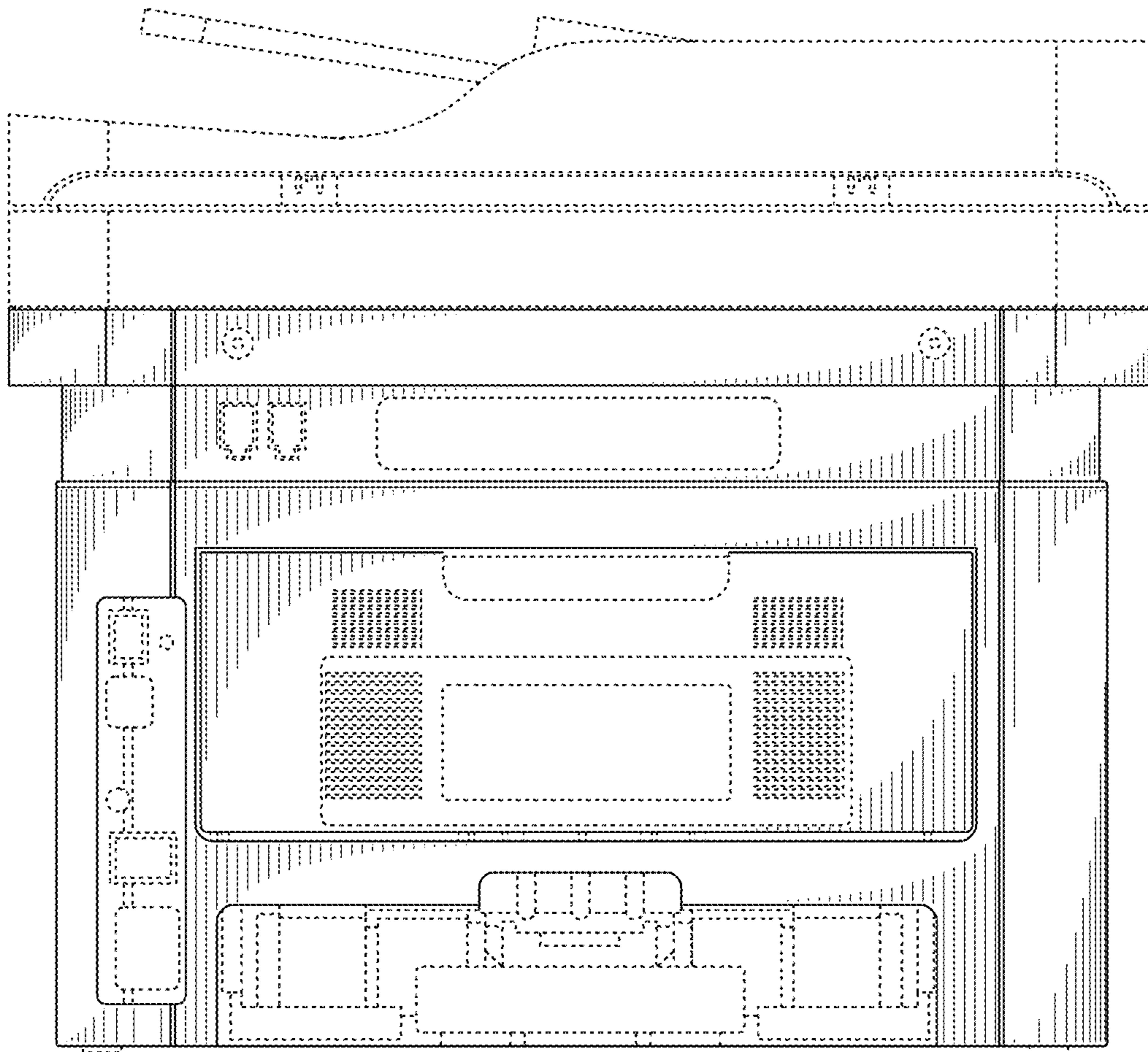


FIG. 4

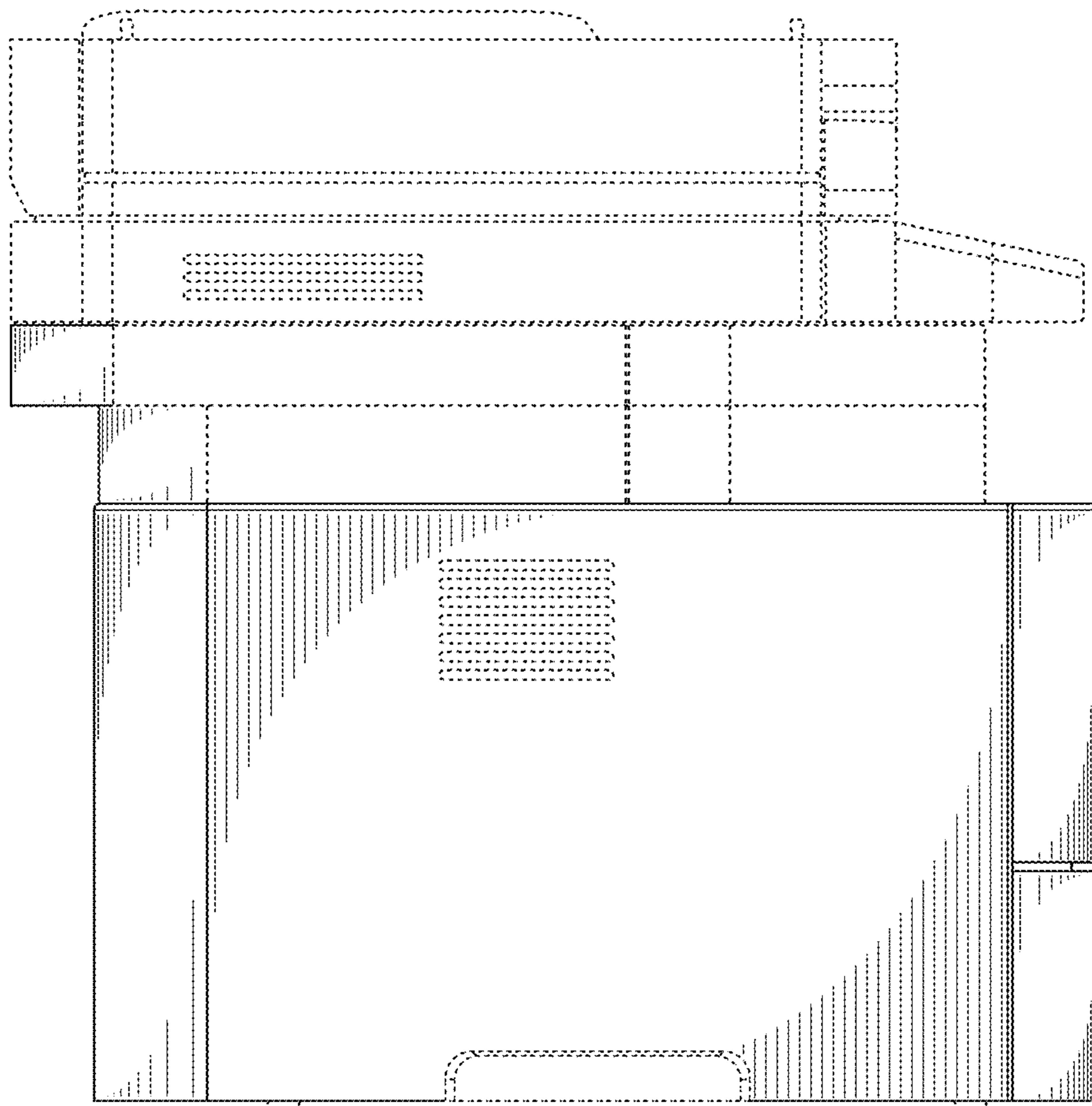


FIG. 5

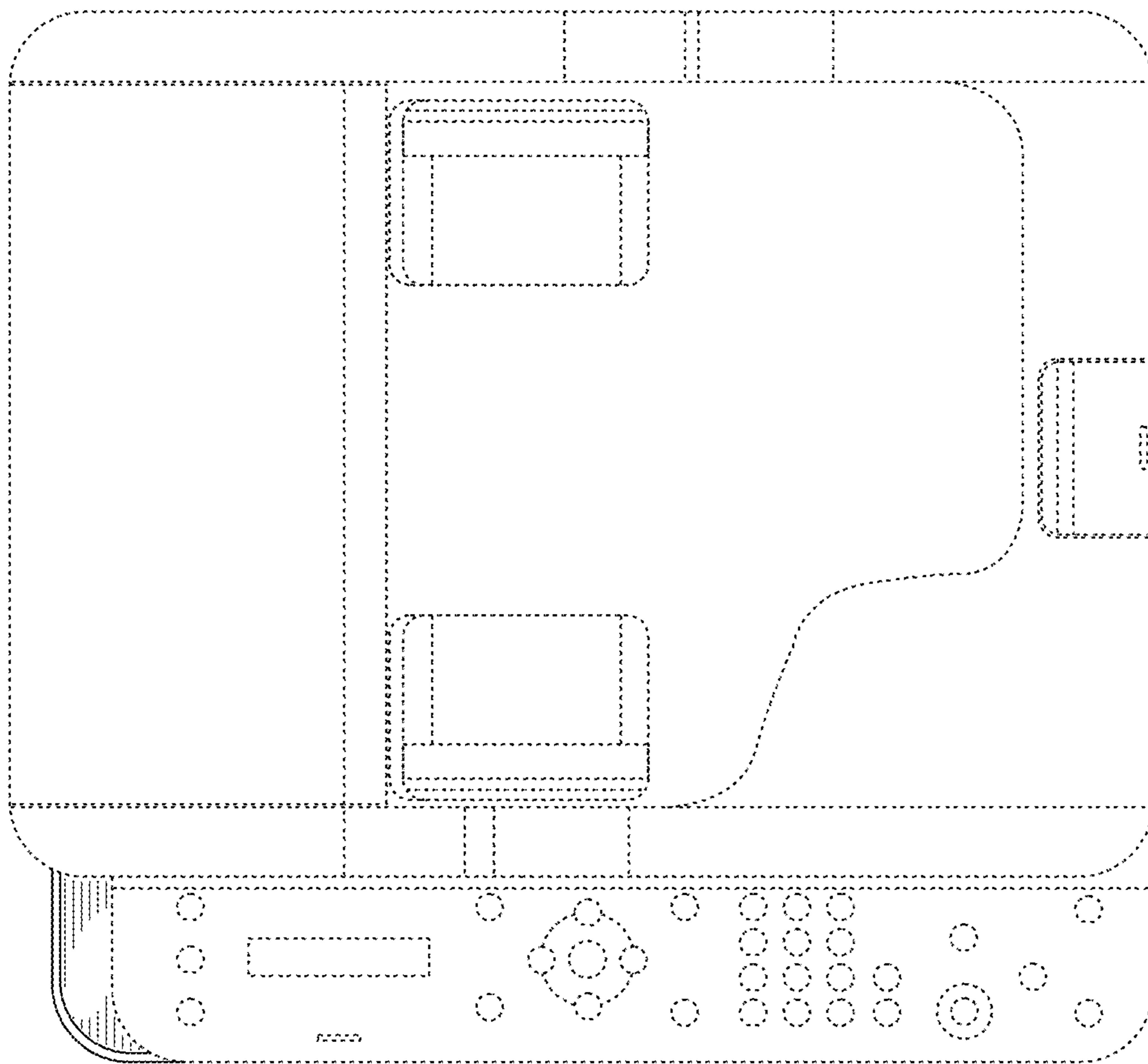


FIG. 6

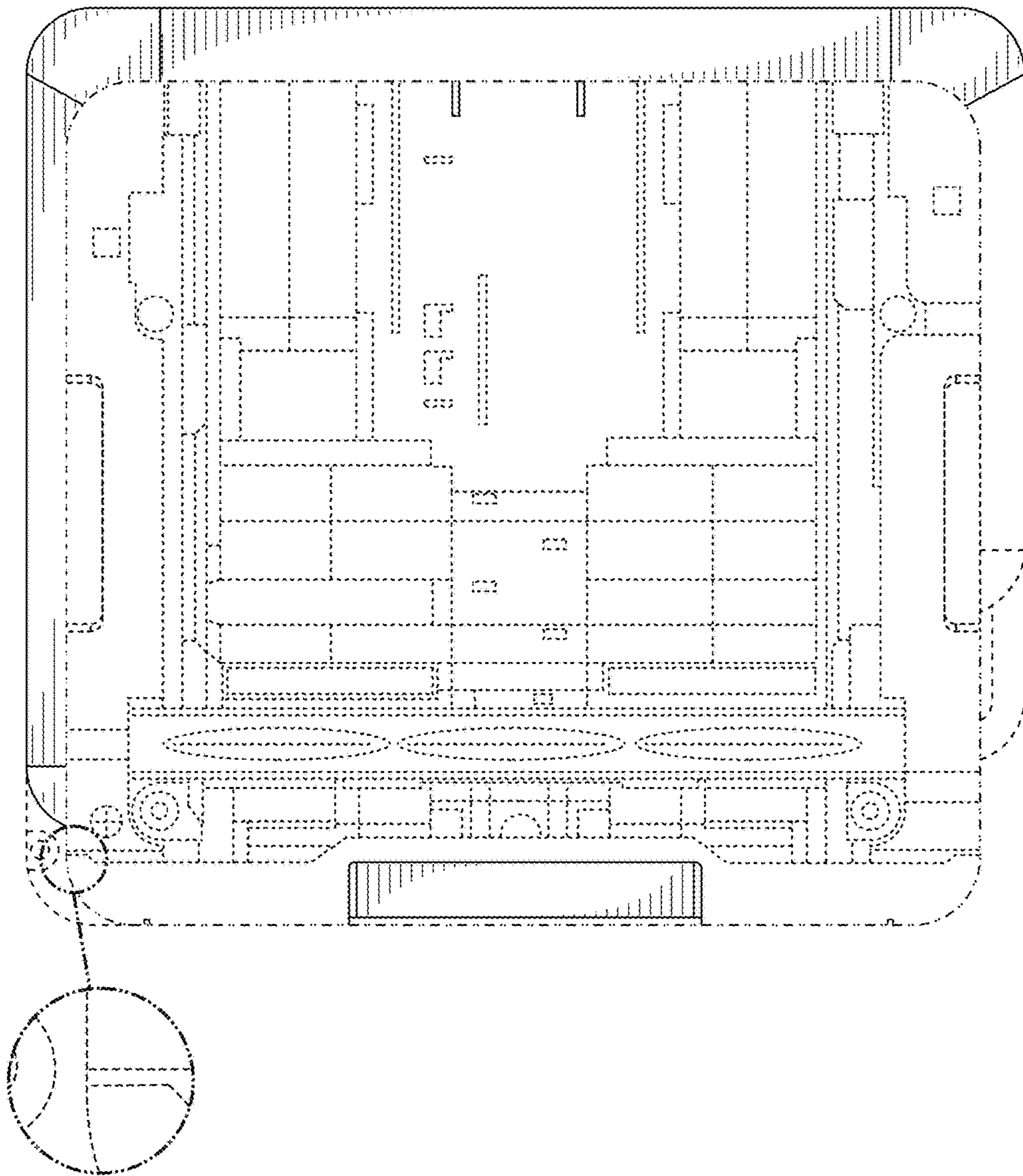


FIG. 7