



US00D850474S

(12) **United States Design Patent**
Karunamuni

(10) **Patent No.:** **US D850,474 S**
(45) **Date of Patent:** **** Jun. 4, 2019**

(54) **DISPLAY SCREEN OR PORTION THEREOF WITH ANIMATED GRAPHICAL USER INTERFACE**

D660,864 S 5/2012 Anzures et al.
D670,723 S 11/2012 Khan
D677,326 S * 3/2013 Gleasman D18/27
D682,881 S 5/2013 Davydov et al.

(Continued)

(71) Applicant: **Apple Inc.**, Cupertino, CA (US)

(72) Inventor: **Chanaka Karunamuni**, Cupertino, CA (US)

(73) Assignee: **Apple Inc.**, Cupertino, CA (US)

(**) Term: **15 Years**

(21) Appl. No.: **29/662,896**

(22) Filed: **Sep. 10, 2018**

FOREIGN PATENT DOCUMENTS

EM 001392369-0008 3/2014
EM 001392369-0009 3/2014

(Continued)

Primary Examiner — Darlington Ly

Assistant Examiner — Daniel J Domino

(74) *Attorney, Agent, or Firm* — Saidman DesignLaw Group, LLC

(57) **CLAIM**

The ornamental design for a display screen or portion thereof with animated graphical user interface, as shown and described.

Related U.S. Application Data

(63) Continuation of application No. 29/606,394, filed on Jun. 5, 2017, now Pat. No. Des. 831,039.

(51) **LOC (11) Cl.** **14-04**

(52) **U.S. Cl.**

USPC **D14/485**

(58) **Field of Classification Search**

USPC D14/485-495

CPC G06F 17/211; G06F 17/212; G06F 3/1251;

G06F 3/0481; G06F 2203/04807

See application file for complete search history.

DESCRIPTION

FIG. 1 shows a first image of a display screen or portion thereof with animated graphical user interface showing our new design;

FIG. 2 shows a second image thereof;

FIG. 3 shows a third image thereof;

FIG. 4 shows a fourth image thereof;

FIG. 5 shows a fifth image thereof;

FIG. 6 shows a sixth image thereof;

FIG. 7 shows a seventh image thereof; and,

FIG. 8 shows an eighth image thereof.

The peripheral dashed broken lines illustrate a display screen or portion thereof, and form no part of the claimed design.



The appearance of the graphical user interface transitions sequentially among the images shown in FIGS. 1-8. The process or period in which one image transitions to another forms no part of the claimed design.

(56) **References Cited**

U.S. PATENT DOCUMENTS

D569,875 S 5/2008 Fletcher et al.
D590,416 S * 4/2009 Kochackis D14/488
D593,576 S 6/2009 Ball et al.
D608,368 S * 1/2010 Bamford D14/486
D615,552 S * 5/2010 Baugher D14/493
D617,334 S * 6/2010 Chaudhri D14/486
D624,928 S * 10/2010 Agnetta D14/487
D629,008 S * 12/2010 Pieratt D14/489
D636,392 S 4/2011 Akana et al.
D660,862 S 5/2012 Anzures et al.

1 Claim, 8 Drawing Sheets



(56)

References Cited

U.S. PATENT DOCUMENTS

D684,185 S * 6/2013 van Dongen D14/489
 D687,444 S * 8/2013 Jang D14/482
 D695,309 S * 12/2013 Lee D14/491
 D699,733 S 2/2014 Chaudhri
 D701,868 S 4/2014 Chaudhri
 D703,695 S 4/2014 Anzures et al.
 D709,916 S * 7/2014 Jang D14/492
 D711,897 S 8/2014 Chaudhri
 D714,815 S * 10/2014 Fargher D14/486
 D716,837 S 11/2014 Bickel
 D722,320 S 2/2015 Lee et al.
 D726,743 S 4/2015 Sands et al.
 D730,388 S 5/2015 Rehberg et al.
 D732,569 S 6/2015 Anzures et al.
 D733,183 S 6/2015 Lee
 D734,358 S 7/2015 Rehberg et al.
 D737,833 S 9/2015 Anzures et al.
 D738,897 S 9/2015 Soegiono et al.
 D738,904 S 9/2015 Tyler et al.
 D739,433 S 9/2015 Kim et al.
 D741,353 S 10/2015 Anzures et al.
 D747,741 S 1/2016 Paniaras
 D748,672 S * 2/2016 Jeong D14/489
 D749,114 S 2/2016 Tanaka
 D750,109 S 2/2016 Schaedle
 D750,637 S 3/2016 Chaudhri et al.
 D752,037 S 3/2016 Akana et al.
 D753,139 S 4/2016 Bovet
 D755,827 S 5/2016 Anzures et al.
 D755,830 S 5/2016 Chaudhri et al.
 D756,396 S 5/2016 Anzures et al.
 D759,085 S 6/2016 Anzures et al.
 D760,752 S 7/2016 Anzures et al.
 D760,776 S * 7/2016 Lee D14/489
 D762,223 S 7/2016 Alonso et al.
 D762,698 S 8/2016 Na et al.
 D763,921 S * 8/2016 Dharwada D14/489
 D768,181 S * 10/2016 Foss D14/486
 D770,519 S * 11/2016 Kobetz D14/488
 D770,525 S * 11/2016 Lee D14/489
 D771,114 S 11/2016 Lee et al.
 D772,925 S 11/2016 Zhou et al.

D774,088 S 12/2016 Park et al.
 D775,138 S 12/2016 van Os
 D775,164 S 12/2016 Anzures et al.
 D778,937 S 2/2017 Murata et al.
 D779,507 S * 2/2017 Vulk D14/485
 D781,341 S * 3/2017 Trabona D14/489
 D790,574 S 6/2017 Anzures et al.
 D791,185 S * 7/2017 Kim D14/492
 D792,427 S 7/2017 Weaver et al.
 D793,411 S 8/2017 Chaudhri et al.
 D793,448 S * 8/2017 Lim D14/491
 D794,671 S 8/2017 Chaudhri
 D800,159 S * 10/2017 Park D14/489
 D800,764 S * 10/2017 Thoreson D14/488
 D804,524 S * 12/2017 Zin D14/489
 D806,126 S * 12/2017 Mander D14/492
 D807,902 S 1/2018 Cong et al.
 D809,012 S * 1/2018 Mencke D14/492
 D809,548 S 2/2018 Anzures et al.
 D809,558 S * 2/2018 Kim D14/489
 D812,624 S 3/2018 Kim et al.
 D813,906 S * 3/2018 Kalanick D14/489
 D819,067 S 5/2018 Behzadi et al.
 D820,310 S * 6/2018 Graumann D14/489
 D821,443 S * 6/2018 Jang D14/489
 D831,068 S * 10/2018 Khandelwal D14/489
 D831,696 S * 10/2018 Clarke D14/489
 D832,293 S * 10/2018 de la Garza D14/486
 D835,672 S * 12/2018 Vijay D14/492
 2012/0117504 A1 5/2012 Lemay et al.
 2012/0131510 A1 5/2012 Forstall et al.
 2013/0254717 A1 9/2013 Al-Ali et al.
 2015/0370465 A1 * 12/2015 Green G06F 3/04847
 715/739

FOREIGN PATENT DOCUMENTS

EM 001392369-0010 3/2014
 EM 001392369-0011 3/2014
 EM 001392369-0012 3/2014
 EM 001392369-0013 3/2014
 EM 001392369-0014 3/2014
 EM 001392781-0028 3/2014

* cited by examiner

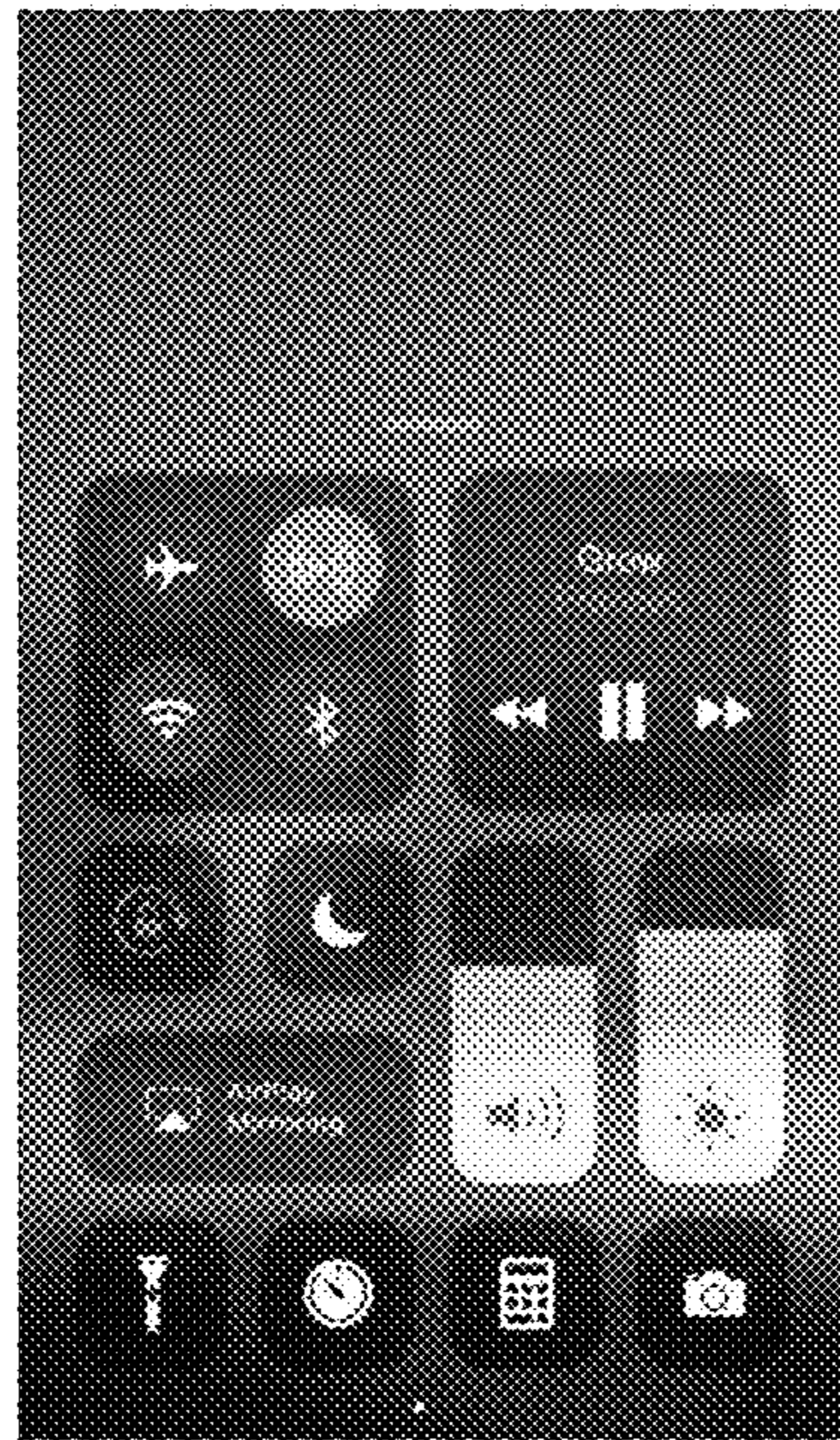


FIG. 1



FIG. 2



FIG. 3




FIG. 4

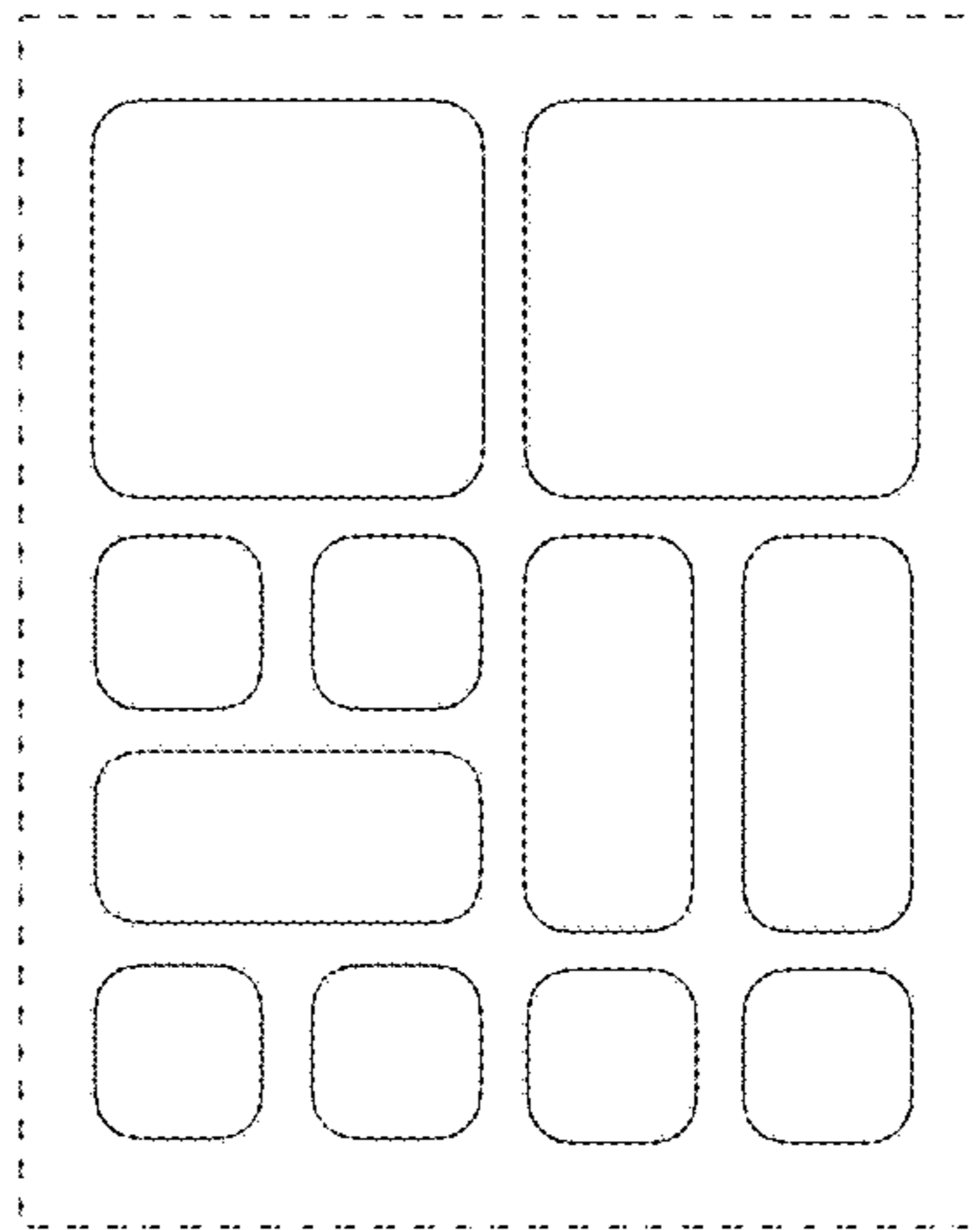


FIG. 5




FIG. 6




FIG. 7




FIG. 8

UNITED STATES PATENT AND TRADEMARK OFFICE
CERTIFICATE OF CORRECTION

PATENT NO. : D850,474 S
APPLICATION NO. : 29/662896
DATED : June 4, 2019
INVENTOR(S) : Chanaka Karunamuni

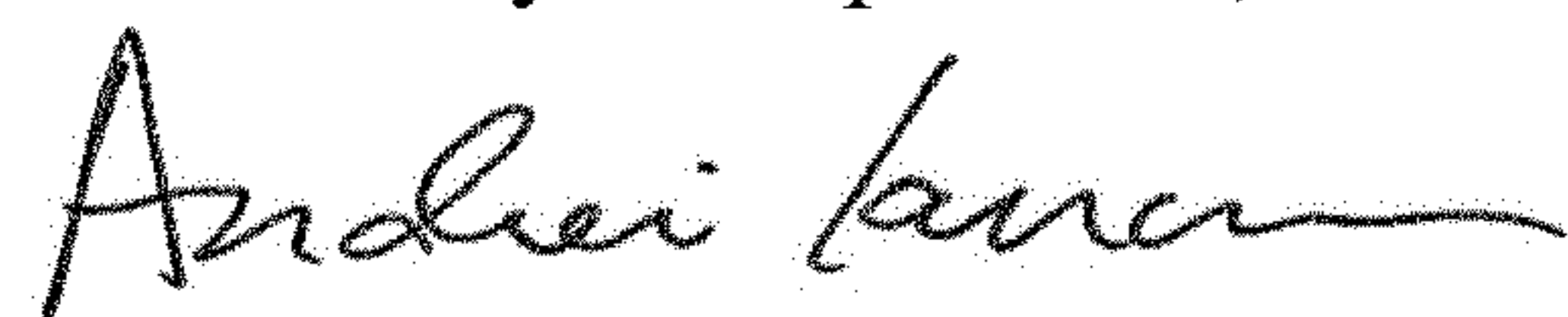
Page 1 of 3

It is certified that error appears in the above-identified patent and that said Letters Patent is hereby corrected as shown below:

Delete title page and replace with attached title page showing the corrected number of drawing sheets.

Delete Drawing Sheets 1-8 and replace with attached Drawing Sheet consisting of FIGS. 1-8.

Signed and Sealed this
Third Day of September, 2019



Andrei Iancu
Director of the United States Patent and Trademark Office

(12) **United States Design Patent** (10) **Patent No.:** **US D850,474 S**
Karunamuni (45) **Date of Patent:** **** Jun. 4, 2019**

(54) **DISPLAY SCREEN OR PORTION THEREOF WITH ANIMATED GRAPHICAL USER INTERFACE**

D660,864 S 5/2012 Anzures et al.
 D670,723 S 11/2012 Khan
 D677,326 S * 3/2013 Gleasman D18/27
 D682,881 S 5/2013 Davydov et al.

(Continued)

(71) Applicant: **Apple Inc.**, Cupertino, CA (US)

FOREIGN PATENT DOCUMENTS

(72) Inventor: **Chanaka Karunamuni**, Cupertino, CA (US)

EM 001392369-0008 3/2014
 EM 001392369-0009 3/2014

(Continued)

(73) Assignee: **Apple Inc.**, Cupertino, CA (US)

(**) Term: **15 Years**

Primary Examiner — Darlington Ly

Assistant Examiner — Daniel J Domino

(21) Appl. No.: **29/662,896**

(74) *Attorney, Agent, or Firm* — Saidman DesignLaw Group, LLC

(22) Filed: **Sep. 10, 2018**

(57) **CLAIM**

Related U.S. Application Data

The ornamental design for a display screen or portion thereof with animated graphical user interface, as shown and described.

(63) Continuation of application No. 29/606,394, filed on Jun. 5, 2017, now Pat. No. Des. 831,039.

(51) **LOC (11) Cl.** **14-04**

DESCRIPTION

(52) **U.S. Cl.**

FIG. 1 shows a first image of a display screen or portion thereof with animated graphical user interface showing our new design;

USPC **D14/485**

(58) **Field of Classification Search**

USPC D14/485-495

CPC G06F 17/211; G06F 17/212; G06F 3/1251; G06F 3/0481; G06F 2203/04807

See application file for complete search history.

FIG. 2 shows a second image thereof;

FIG. 3 shows a third image thereof;

FIG. 4 shows a fourth image thereof;

FIG. 5 shows a fifth image thereof;

FIG. 6 shows a sixth image thereof;

FIG. 7 shows a seventh image thereof; and,

FIG. 8 shows an eighth image thereof.

The peripheral dashed broken lines illustrate a display screen or portion thereof, and form no part of the claimed design.


The appearance of the graphical user interface transitions sequentially among the images shown in FIGS. 1-8. The process or period in which one image transitions to another forms no part of the claimed design.

(56) **References Cited**

U.S. PATENT DOCUMENTS

D569,875 S 5/2008 Fletcher et al.
 D590,416 S * 4/2009 Kochackis D14/488
 D593,576 S 6/2009 Ball et al.
 D608,368 S * 1/2010 Bamford D14/486
 D615,552 S * 5/2010 Baugher D14/493
 D617,334 S * 6/2010 Chaudhri D14/486
 D624,928 S * 10/2010 Agnetta D14/487
 D629,008 S * 12/2010 Pieratt D14/489
 D636,392 S 4/2011 Akana et al.
 D660,862 S 5/2012 Anzures et al.

1 Claim, Drawing Sheet






FIG. 1




FIG. 2

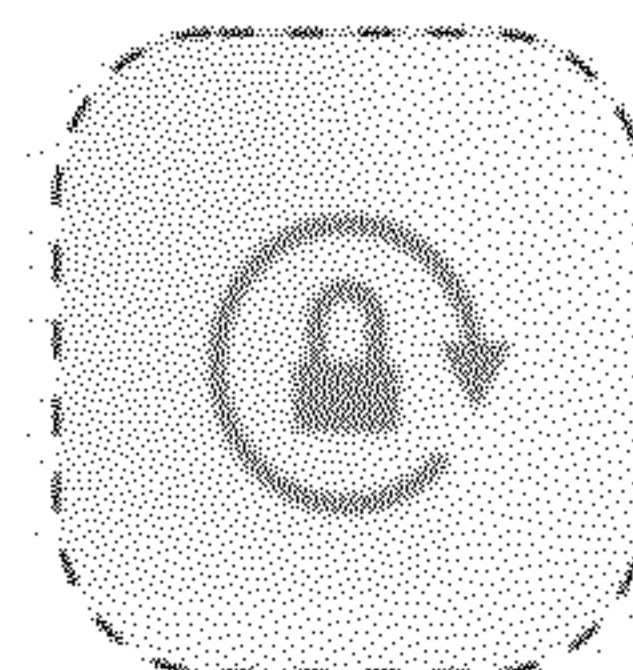


FIG. 3




FIG. 4




FIG. 5




FIG. 6




FIG. 7




FIG. 8