



US00D850459S

(12) **United States Design Patent**
Luo

(10) **Patent No.:** **US D850,459 S**
(45) **Date of Patent:** **** Jun. 4, 2019**

(54) **KEYBOARD**

(71) Applicant: **Jing Ye**, Shenzhen (CN)
(72) Inventor: **Mengming Luo**, Nanchang (CN)
(73) Assignee: **Jing Ye**, Shenzhen (CN)
(**) Term: **15 Years**

(21) Appl. No.: **29/665,419**
(22) Filed: **Oct. 3, 2018**

Related U.S. Application Data

(60) Division of application No. 29/596,680, filed on Mar. 10, 2017, now Pat. No. Des. 834,034, which is a continuation-in-part of application No. 29/582,478, filed on Oct. 27, 2016, now abandoned, which is a continuation-in-part of application No. 29/557,701, filed on Mar. 10, 2016, now Pat. No. Des. 803,254.

(30) **Foreign Application Priority Data**

Mar. 1, 2016 (CN) 2016 3 0056571
Mar. 1, 2016 (CN) 2016 3 0056575

(51) **LOC (11) Cl.** **14-02**

(52) **U.S. Cl.**
USPC **D14/455**

(58) **Field of Classification Search**
USPC D14/455, 456, 485, 486, 487
CPC .. G06F 3/0489; G06F 3/0225; G06F 15/0266;
G06F 19/3406; G06Q 10/06; G06Q
10/109
See application file for complete search history.

(56) **References Cited**

U.S. PATENT DOCUMENTS

D324,500 S * 3/1992 Franklin D10/46.1
D353,369 S * 12/1994 Leibengood D14/455

D364,860 S * 12/1995 Giebler D14/456
D424,541 S * 5/2000 Mugura D14/486
D441,762 S * 5/2001 Mugura D14/486
D524,809 S * 7/2006 Alcouloumre D14/341
D586,821 S * 2/2009 Koh D14/486
D669,487 S * 10/2012 Yang D14/486
D671,552 S * 11/2012 Mori D14/486
D691,618 S * 10/2013 Chen D14/485
D728,595 S * 5/2015 Yoneda D14/486
D741,354 S * 10/2015 Lee D14/487
D743,978 S * 11/2015 Amin D14/486
D747,334 S * 1/2016 Wang D14/486
D748,120 S * 1/2016 Bauer D14/486
D748,121 S * 1/2016 Bauer D14/486
D748,122 S * 1/2016 Bauer D14/486
D749,108 S * 2/2016 Bauer D14/486
D750,648 S * 3/2016 Hatta D14/486
D752,081 S * 3/2016 Chang D14/486
D753,703 S * 4/2016 Villamor D14/488
D759,032 S * 6/2016 Amin D14/485
D759,704 S * 6/2016 Kettner D14/488
D764,528 S * 8/2016 Choi D14/488

(Continued)

Primary Examiner — Janice Hallmark
Assistant Examiner — Harold E Blackwell, II
(74) *Attorney, Agent, or Firm* — Wayne & Ken, LLC;
Tony Hom

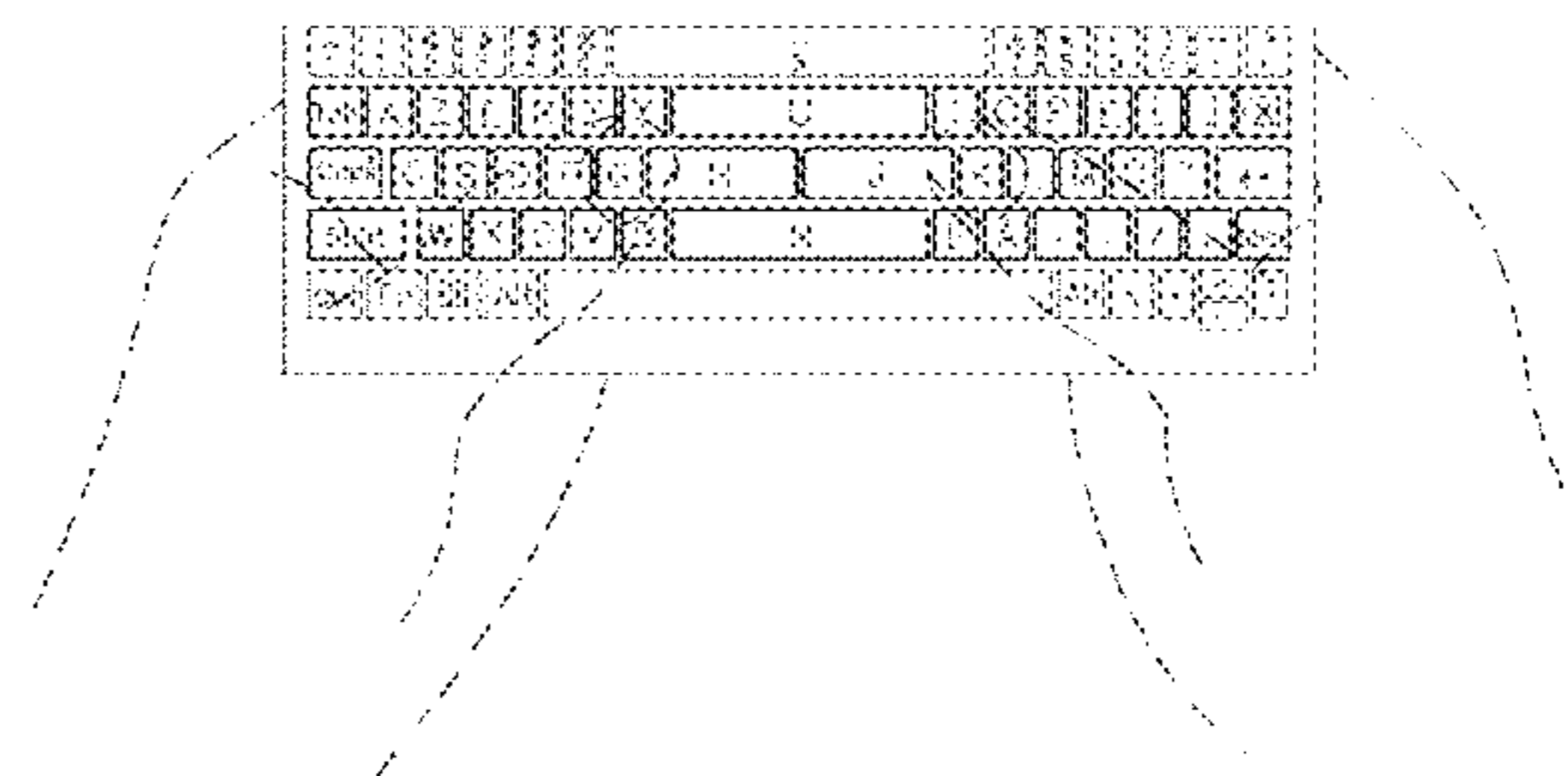
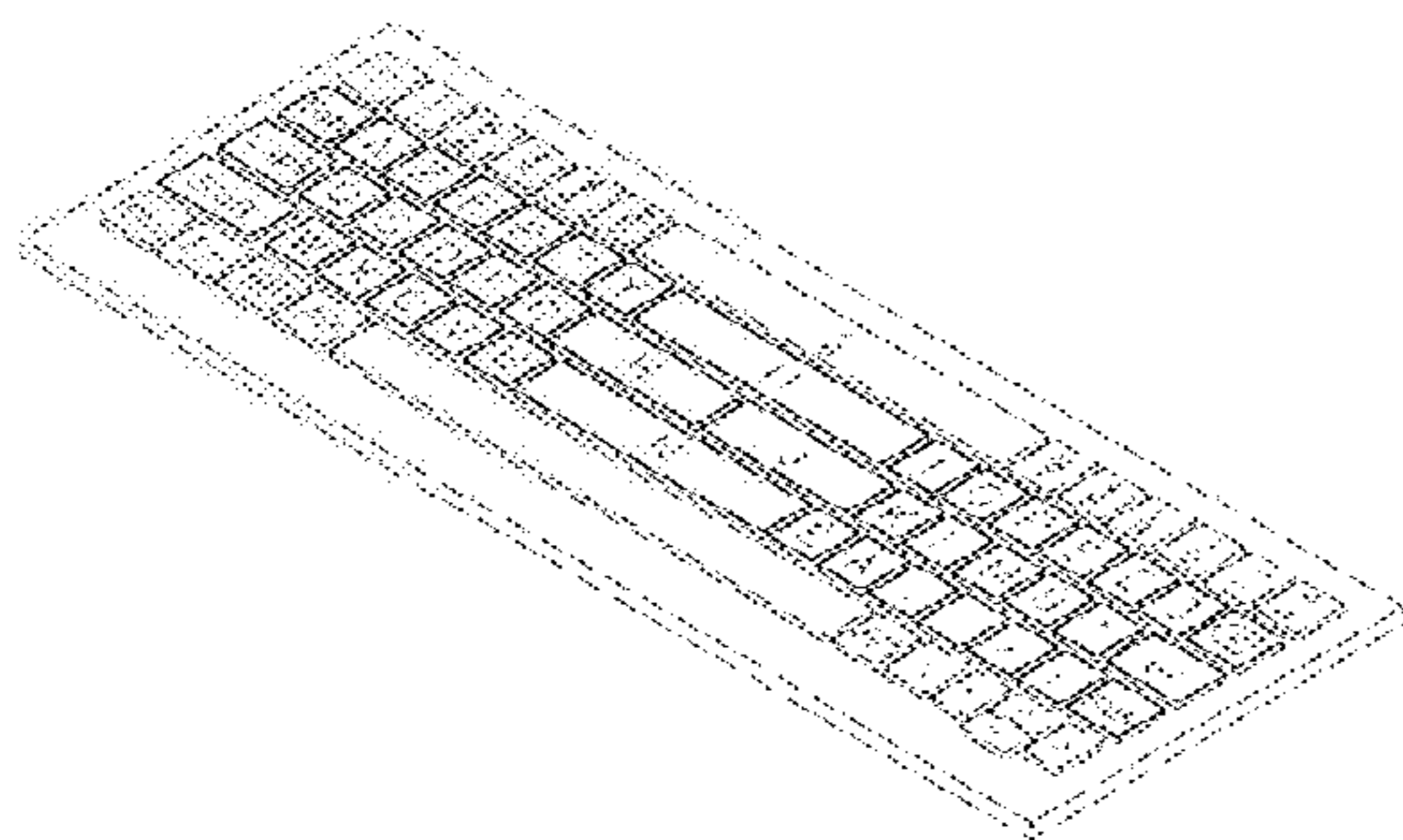
(57) **CLAIM**

The ornamental design for a keyboard, as shown and described.

DESCRIPTION

FIG. 1 is a perspective view of a keyboard showing my new design;
FIG. 2 is a front elevational view there of; and,
FIG. 3 is a front elevational view there of showing the keyboard in a use state.
The broken lines in the figures depict environmental subject matters which form no part of the claimed design.

1 Claim, 3 Drawing Sheets



(56)

References Cited

U.S. PATENT DOCUMENTS

D774,077 S * 12/2016 Donnelly D14/488
D774,521 S * 12/2016 Amin D14/485
9,665,277 B2 * 5/2017 Luo G06F 3/0233
D789,958 S * 6/2017 Snively D14/486
D803,254 S * 11/2017 Luo D14/487
9,933,858 B2 * 4/2018 Luo G06F 3/04886
D834,033 S * 11/2018 Luo D14/455
D834,034 S * 11/2018 Luo D14/456
10,156,984 B2 * 12/2018 Luo G06F 3/0233
2014/0184515 A1 * 7/2014 Willner G06F 1/1624
345/169
2016/0004435 A1 * 1/2016 Luo G06F 3/0233
715/773
2017/0123507 A1 * 5/2017 Luo G06F 3/04886
2017/0220248 A1 * 8/2017 Luo G06F 3/0233

* cited by examiner

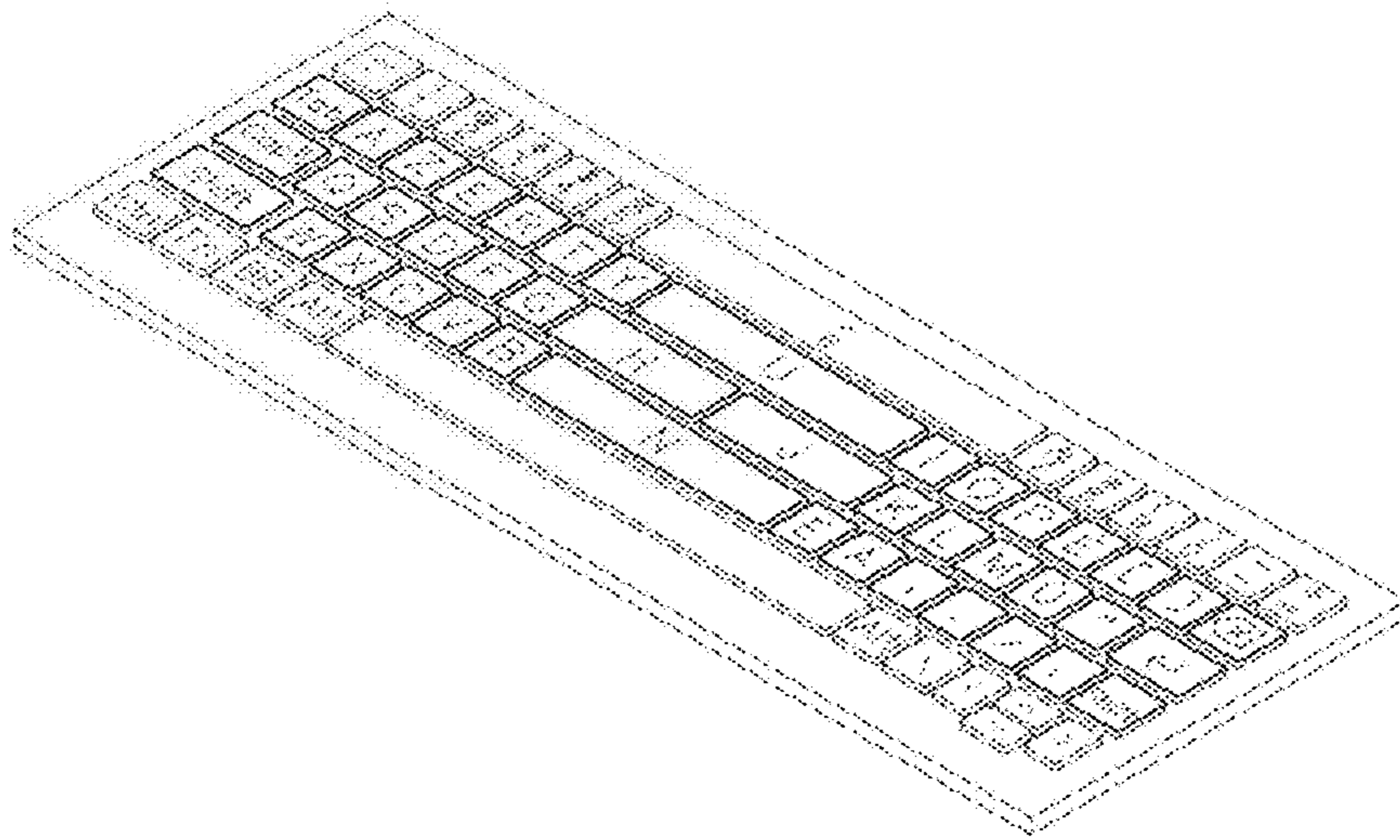


FIG. 1

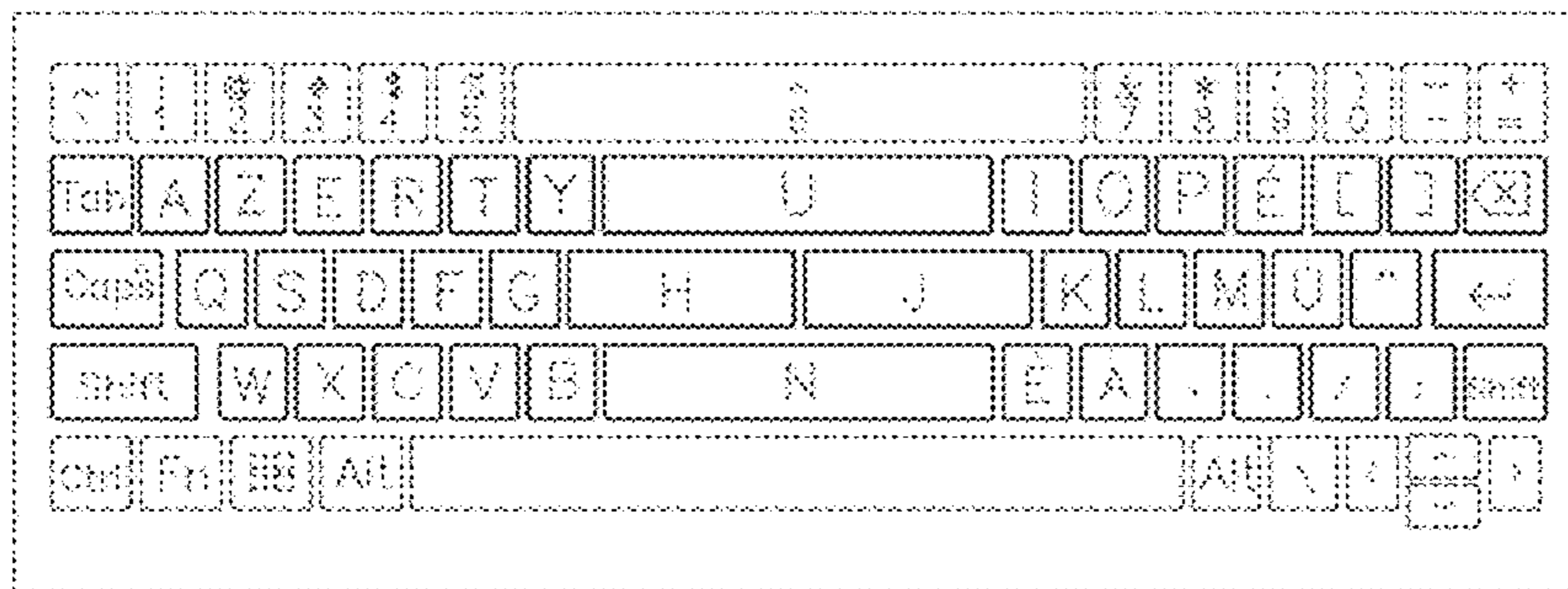


FIG. 2

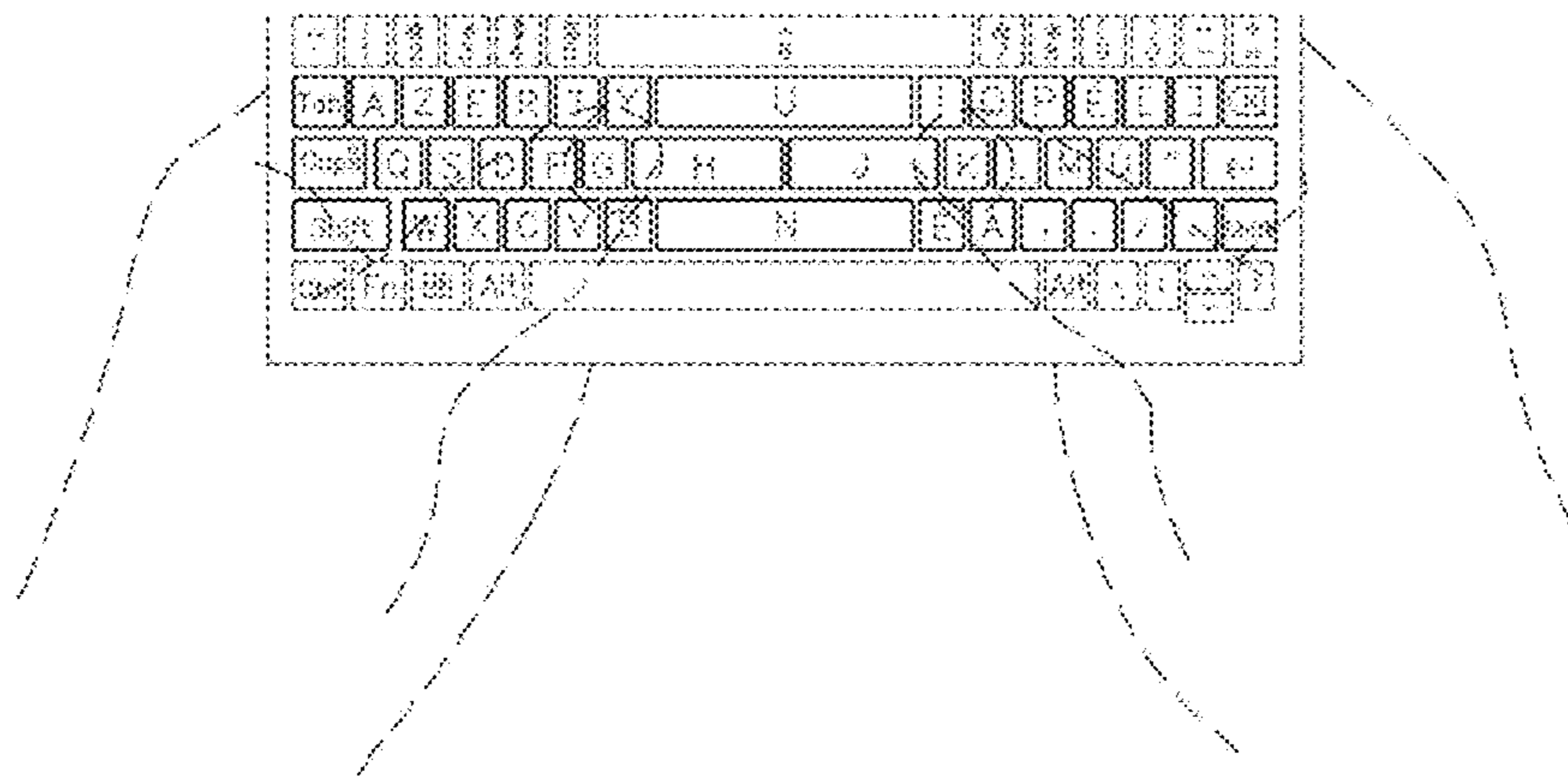


FIG. 3