



US00D850395S

(12) **United States Design Patent**  
**Kim et al.**

(10) **Patent No.:** **US D850,395 S**  
(45) **Date of Patent:** **\*\* Jun. 4, 2019**

(54) **TELEVISION SET**

(71) Applicant: **LG DISPLAY CO., LTD.**, Seoul (KR)

(72) Inventors: **InYoung Kim**, Paju-si (KR); **ChaeWoo Choi**, Paju-si (KR); **Junghee Kim**, Paju-si (KR)

(73) Assignee: **LG DISPLAY CO., LTD.**, Seoul (KR)

(\*\*) Term: **15 Years**

(21) Appl. No.: **29/628,656**

(22) Filed: **Dec. 6, 2017**

(30) **Foreign Application Priority Data**

Jun. 13, 2017 (KR) ..... 30-2017-0026788

(51) **LOC (11) Cl.** ..... **14-03**

(52) **U.S. Cl.**  
USPC ..... **D14/126**

(58) **Field of Classification Search**  
USPC ..... D14/125-134, 239, 371, 136, 374-377, D14/440, 450, 448, 336, 342, 159; 312/7.2; 348/836, 838, 180, 184, 325, 348/739; 248/917-924, 465; 345/104, 345/133, 156, 168, 87, 173; D21/329, D21/515, 577, 622, 333, 433, 448, 452, D21/450, 331, 505; D10/15, 26; 446/484, 175, 356; D6/477, 479, 300; D20/10, 19, 39; D16/203, 241; 160/24  
CPC .... G06F 1/1601; G06F 1/1643; G06F 1/1652; G06F 1/1647; G06F 3/0412; H05K 5/0004; H05K 5/0017; H05K 5/02; H05K 5/0217; H04N 13/0459

See application file for complete search history.

(56) **References Cited**

U.S. PATENT DOCUMENTS

D732,490 S \* 6/2015 Kim ..... D14/126  
D763,252 S \* 8/2016 Lee ..... D14/341  
D796,464 S \* 9/2017 Kim ..... D14/126  
D813,834 S \* 3/2018 Won ..... D14/126

\* cited by examiner

*Primary Examiner* — Randall H Gholson

(74) *Attorney, Agent, or Firm* — Birch, Stewart, Kolasch & Birch, LLP

(57) **CLAIM**

The ornamental design for a television set, as shown and described.

**DESCRIPTION**

FIG. 1 is a front, right perspective view of the television set showing our new design with a screen located within a main body;

FIG. 2 is a front view thereof;

FIG. 3 is a rear view thereof;

FIG. 4 is a left side view thereof;

FIG. 5 is a right side view thereof;

FIG. 6 is a top view thereof;

FIG. 7 is a bottom view thereof; and,

FIG. 8 is an enlarged view of portion A of FIG. 5.

**1 Claim, 5 Drawing Sheets**

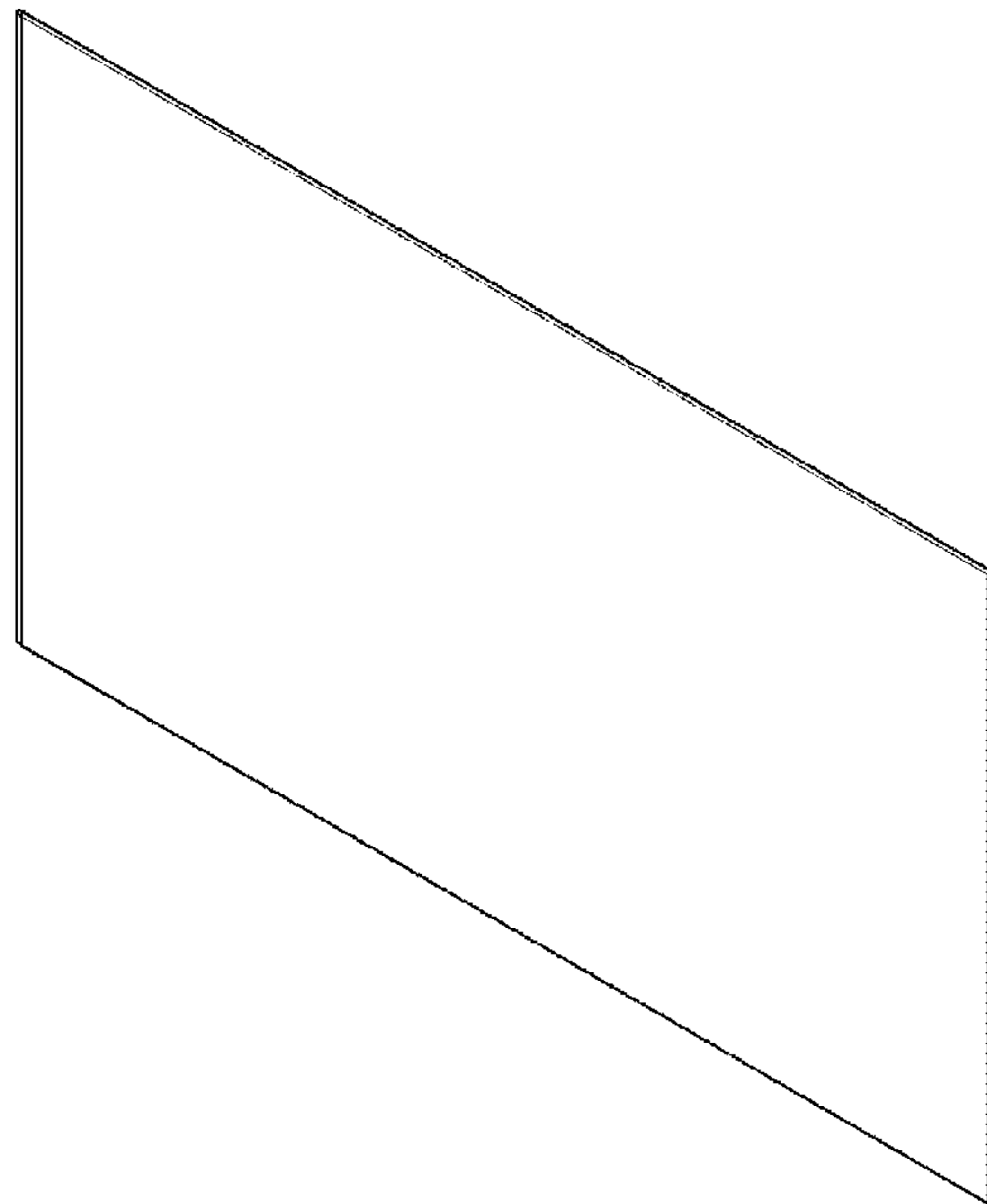


FIG. 1

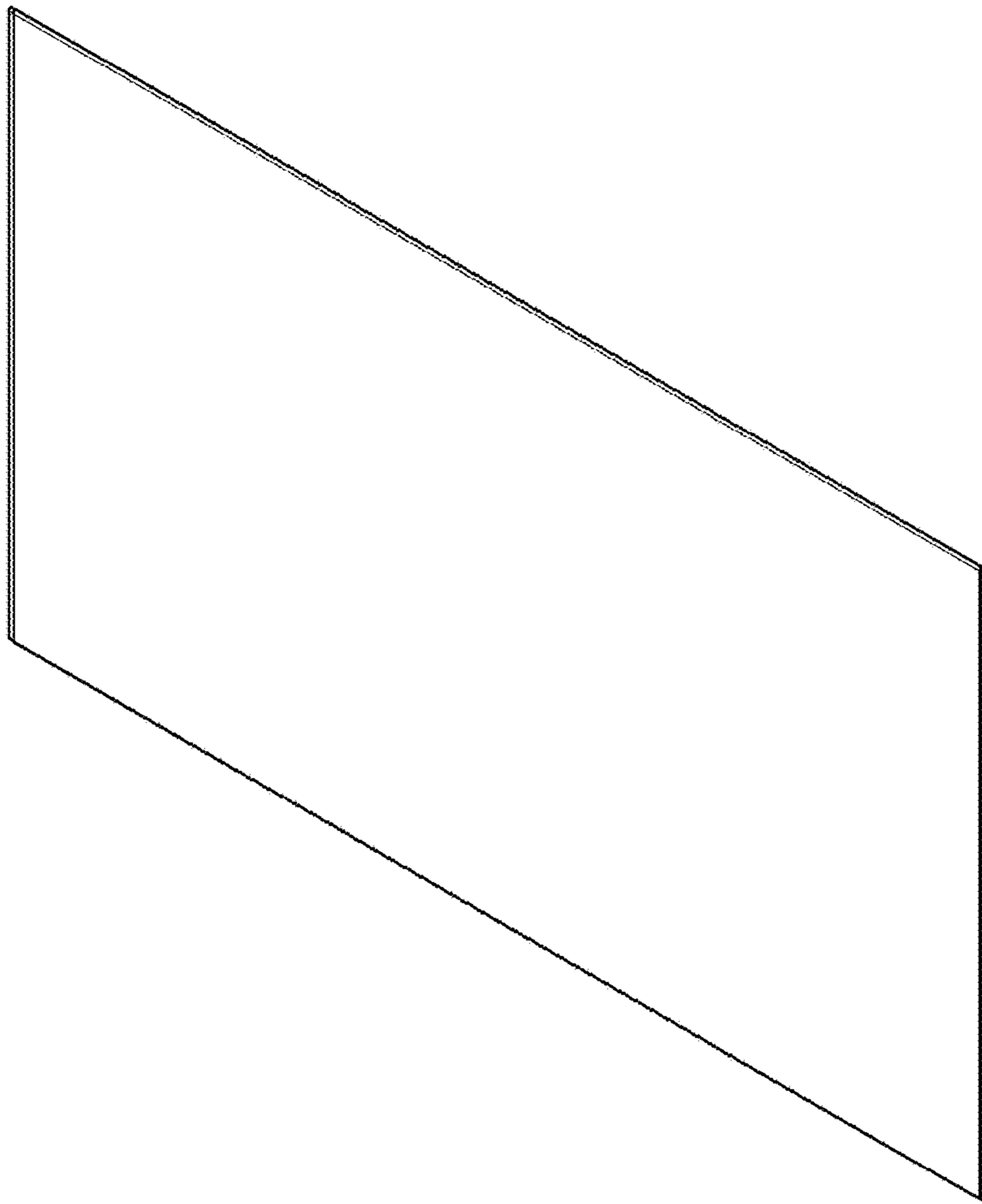


FIG. 2




FIG. 3



FIG. 4




FIG. 5

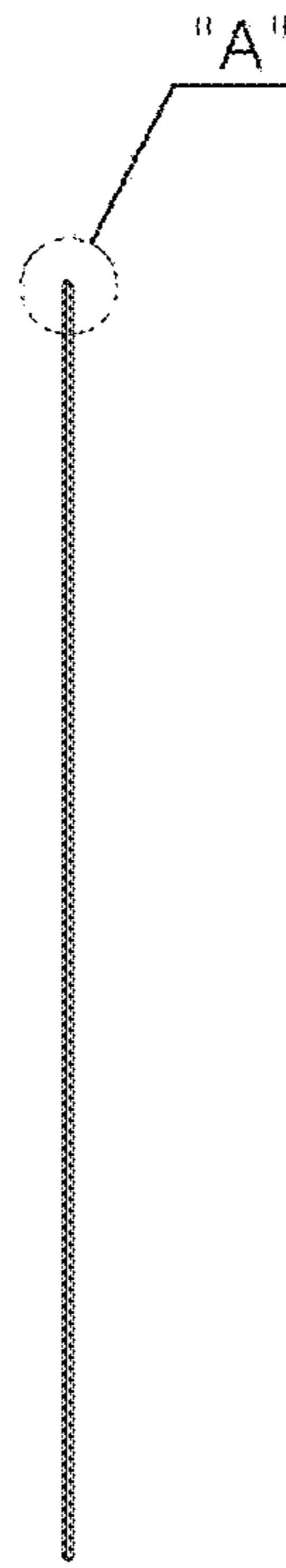


FIG. 6

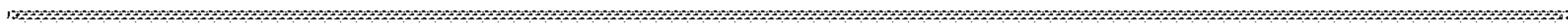


FIG. 7

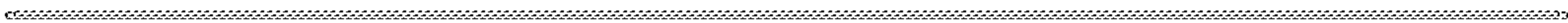


FIG. 8

