



US00D850377S

(12) **United States Design Patent**
Keeley

(10) **Patent No.:** **US D850,377 S**

(45) **Date of Patent:** **** Jun. 4, 2019**

(54) **FLUID TURBINE MIXING ROTOR BLADE**

(71) Applicant: **William Scott Keeley**, Charlestown, RI (US)

(72) Inventor: **William Scott Keeley**, Charlestown, RI (US)

(**) Term: **15 Years**

(21) Appl. No.: **29/569,296**

(22) Filed: **Jun. 24, 2016**

(51) **LOC (11) Cl.** **13-01**

(52) **U.S. Cl.**
USPC **D13/115**; D15/199

(58) **Field of Classification Search**
USPC D13/115, 118; D15/199; D12/319
CPC F03D 1/0658; F03D 1/0633; F03D 1/0641;
F03D 1/065; F03D 1/0675; F03D 7/0252;
F05B 2240/30; F05B 2210/16; F03B
3/121; B64C 3/48; Y02E 10/721; Y02E
10/223; Y02E 10/723; Y02E 10/726;
Y02P 70/523; Y10T 29/49336
See application file for complete search history.

(56) **References Cited**

U.S. PATENT DOCUMENTS

2,333,482	A *	11/1943	Littman	B64C 3/48 244/215
D327,074	S *	6/1992	Chia	D12/214
5,320,491	A *	6/1994	Coleman	F03D 7/0252 244/213
D439,324	S *	3/2001	Wood	D23/413
6,830,436	B2 *	12/2004	Shibata	F03D 1/0641 416/228
D639,239	S *	6/2011	Gudewer	D13/115
D721,329	S *	1/2015	Rebsdorf	D13/115

D738,824	S *	9/2015	Hoffmann	D13/115
D750,560	S *	3/2016	Altmikus	D13/115
D821,321	S *	6/2018	Kawai	D13/118
2009/0252614	A1 *	10/2009	Schibsbye	B23C 3/12 416/248
2011/0135490	A1 *	6/2011	B	F03D 1/0658 416/241 R
2017/0370345	A1 *	12/2017	Keeley	F03D 1/0675

OTHER PUBLICATIONS

“Obvia a how CTNext is Helping Them.” Found online Nov. 20, 2018 at ctnext.com. Page dated Jan. 26, 2018. Retrieved from URL: <https://ctnext.com/blog/ctnext-blog-post-obvia/> (Year: 2018).*

“YouTube—K Blade Medium.” Found online Nov. 20, 2018 at www.youtube.com. Video published Feb. 14, 2017. Retrieved from URL: <https://www.youtube.com/watch?v=k6vGDglg8xw> (Year: 2017).*

(Continued)

Primary Examiner — Garth Rademaker

Assistant Examiner — Katelin G Kloberg

(74) *Attorney, Agent, or Firm* — Keeley DeAngelo LLP;
W Scott Keeley

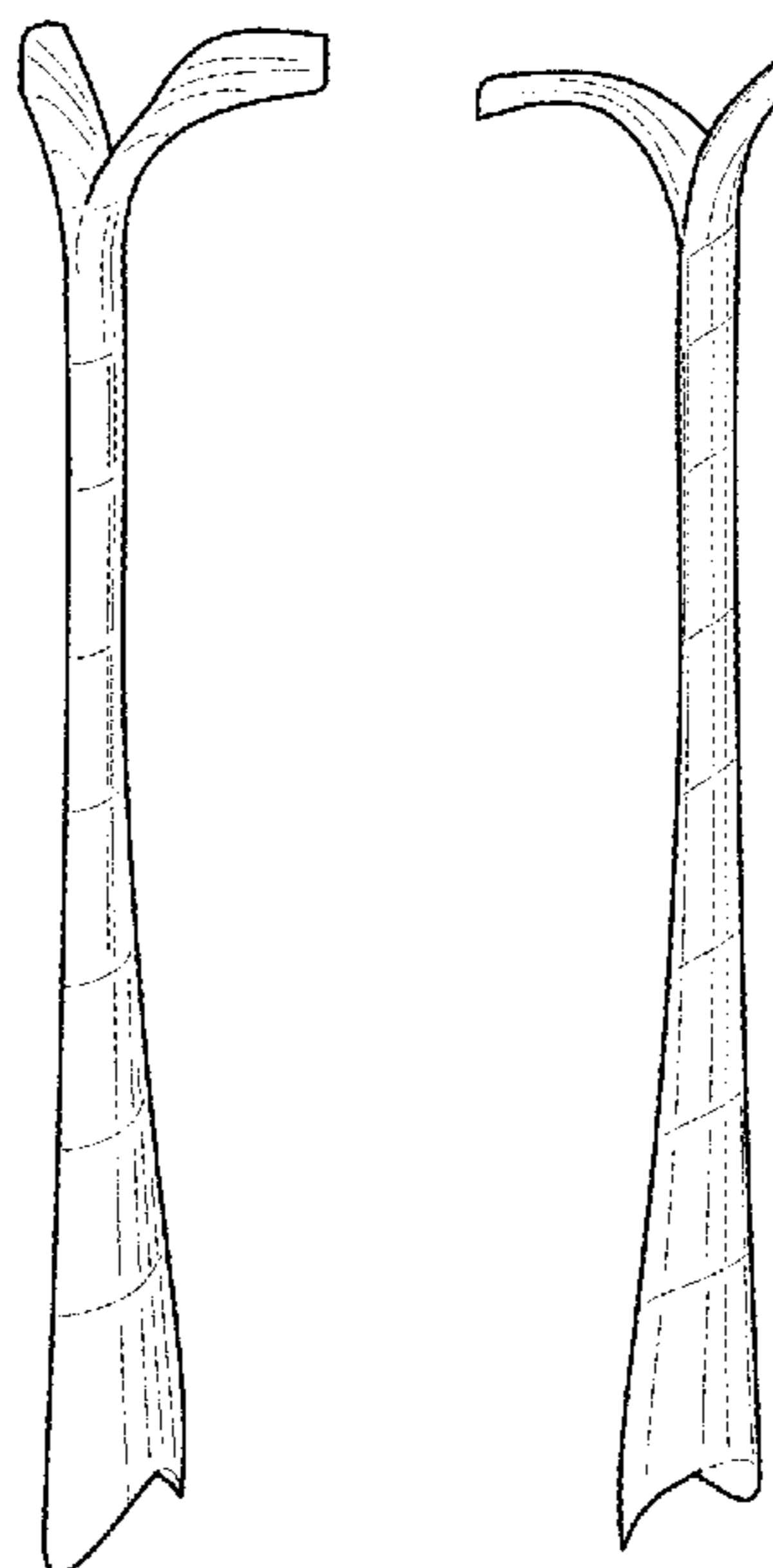
(57) **CLAIM**

The ornamental design for a fluid turbine mixing rotor blade, as shown and described.

DESCRIPTION

FIG. 1 is a front right side perspective view of a fluid turbine mixing rotor blade, showing my new design; FIG. 2 is a rear left side perspective view thereof; FIG. 3 is a front elevation view thereof; FIG. 4 is a right side elevation view thereof; FIG. 5 is a rear elevation view thereof; FIG. 6 is a left side elevation view thereof; FIG. 7 is a top plan view thereof; and, FIG. 8 is a bottom plan view thereof.

1 Claim, 4 Drawing Sheets



(56)

References Cited

OTHER PUBLICATIONS

“Fluid Structure Interaction on Wind Turbine Rotor Blades.” Found online Nov. 20, 2018 at www.pointwise.com. Page dated Dec. 2014. Retrieved from URL: <https://www.pointwise.com/theconnector/2014-November/Fluid-Structure-Interaction-Wind-Turbine-Rotor-Blades.html> (Year: 2014).*

“Performance characteristics of a horizontal axis turbine with fusion winglet.” Found online Nov. 20, 2018 at www.sciencedirect.com. Page dated Nov. 23, 2016. Retrieved from URL: <https://www.sciencedirect.com/science/article/pii/S0360544216317339> (Year: 2016).*

* cited by examiner

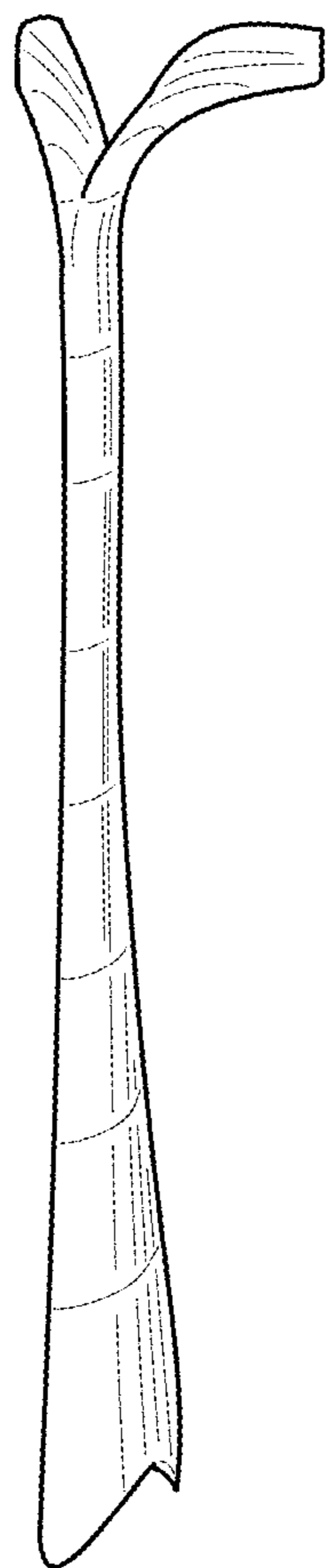


Figure 1

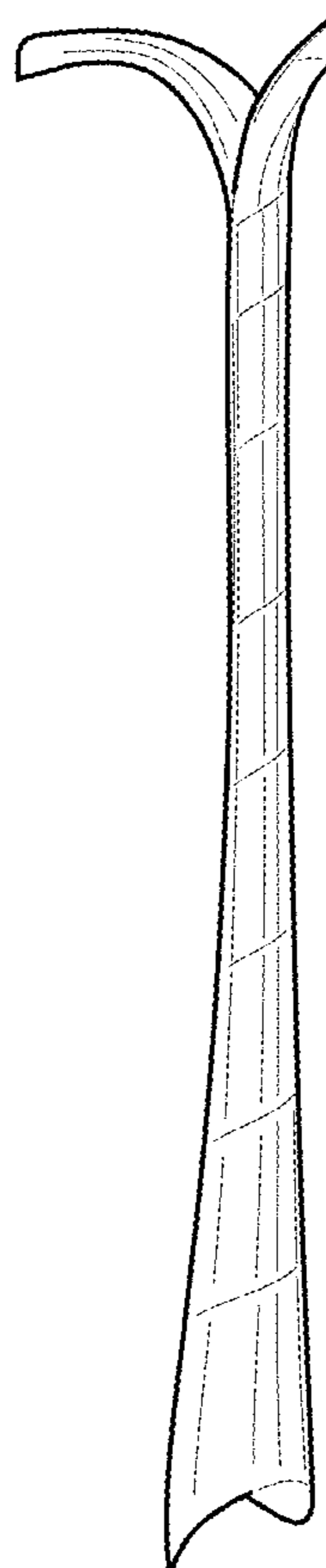


Figure 2

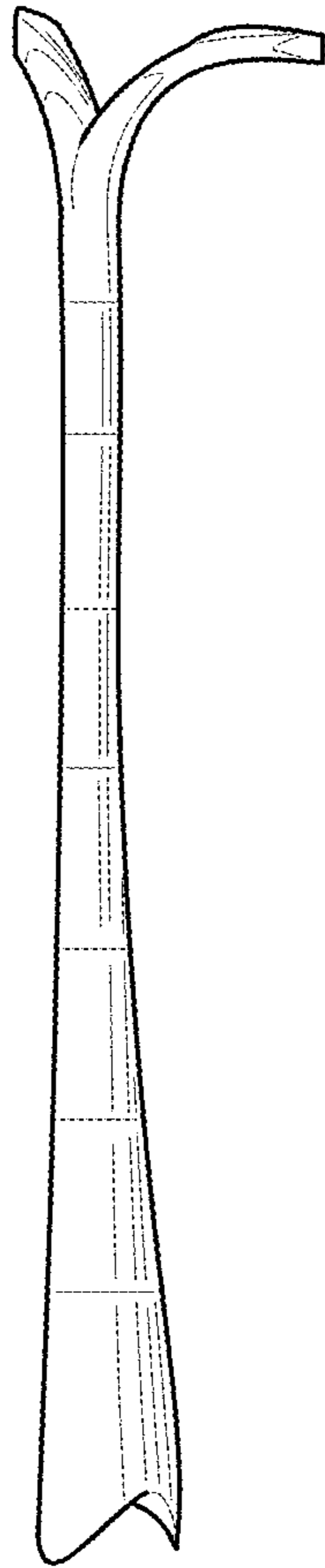


Figure 3

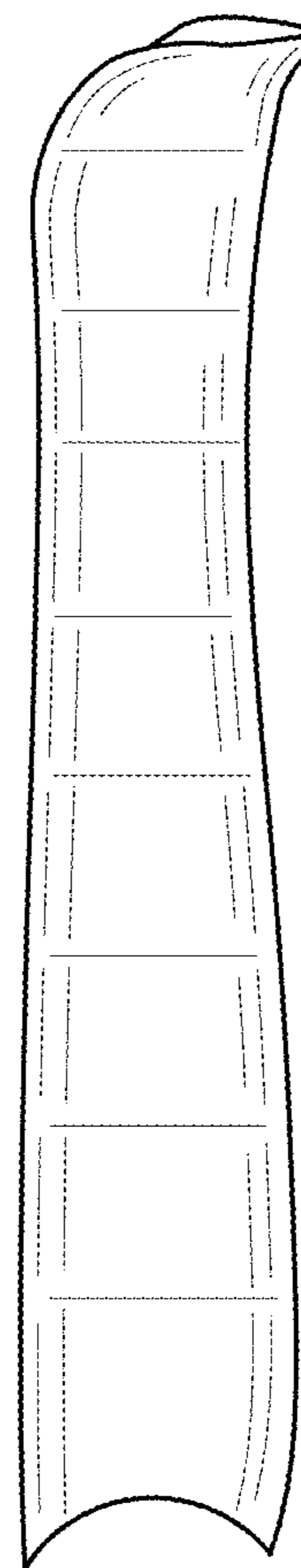


Figure 4

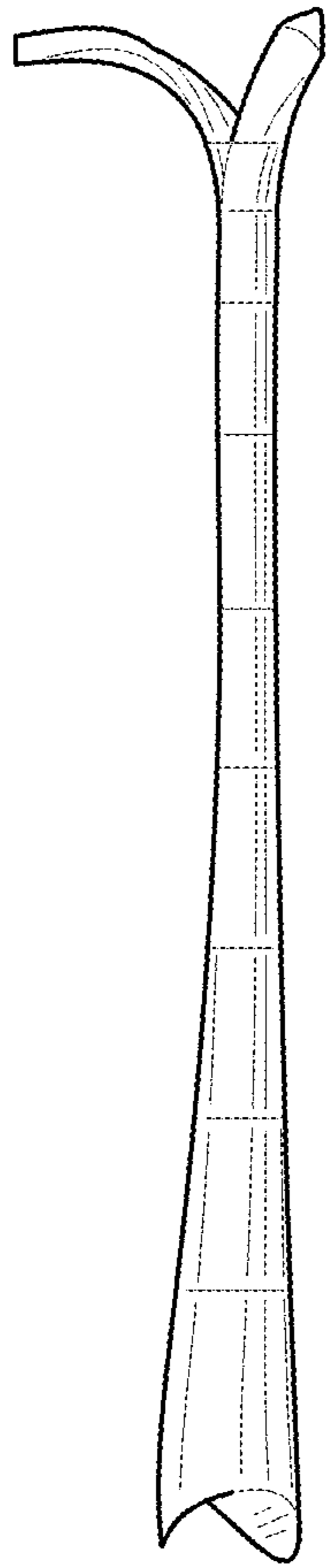


Figure 5

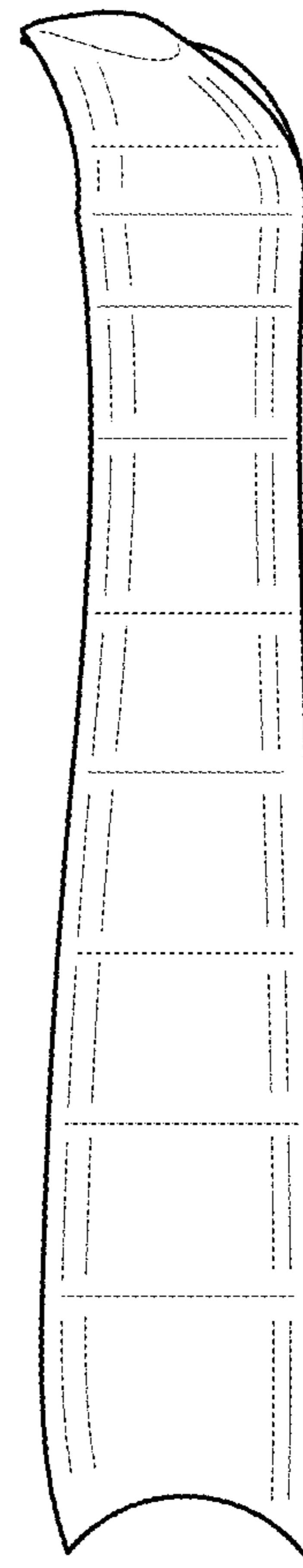


Figure 6

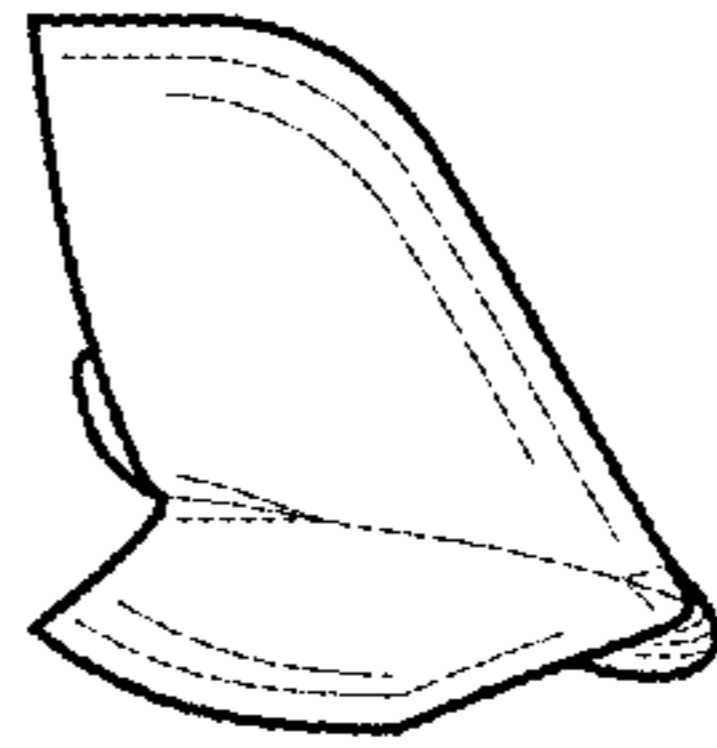


Figure 7




Figure 8