



US00D850373S

(12) **United States Design Patent**  
**Zhang**

(10) **Patent No.:** **US D850,373 S**

(45) **Date of Patent:** **\*\* Jun. 4, 2019**

(54) **BATTERY CASE**

(71) Applicant: **Yan Zhang**, Yueyang (CN)

(72) Inventor: **Yan Zhang**, Yueyang (CN)

(\*\*) Term: **15 Years**

(21) Appl. No.: **29/675,883**

(22) Filed: **Jan. 7, 2019**

(51) **LOC (11) Cl.** ..... **13-02**

(52) **U.S. Cl.**  
USPC ..... **D13/108**; D14/250

(58) **Field of Classification Search**

USPC ..... D13/102–110, 118–119, 184, 199;  
D14/251, 253, 432, 434, 356, 250  
CPC ..... Y02E 60/10; Y02E 60/12; Y02E 60/122;  
Y02E 60/124; Y02E 60/50; Y02T 90/14;  
Y02T 90/122; Y02T 90/128; Y02T  
90/163; H02J 7/025; H02J 7/0042; H02J  
7/0044; H02J 7/0045; H02J 7/0003; H02J  
7/00; H02J 7/0011; H02J 7/0013; H02J  
7/0054; H02J 7/0055; H02J 7/0057; H01F  
38/14; H01R 13/6675; H01M 2/1022;  
H01M 2/1055; H01M 10/44; H01M  
10/46; H01M 10/465; H01M 10/482;  
H01M 2200/30; H01M 2250/30; H01M  
2250/40; B60L 11/182

See application file for complete search history.

(56) **References Cited**

**U.S. PATENT DOCUMENTS**

D561,092 S \* 2/2008 Kim ..... D13/103  
D653,202 S \* 1/2012 Hasbrook ..... D13/103  
D718,754 S \* 12/2014 To ..... D14/250  
D720,740 S \* 1/2015 Wicks ..... D14/250

D721,687 S \* 1/2015 To ..... D14/250  
D722,043 S \* 2/2015 Requa ..... D13/108  
D722,952 S \* 2/2015 Hu ..... D13/103  
D725,091 S \* 3/2015 Wen ..... D14/250  
D748,614 S \* 2/2016 Ju ..... D14/250  
9,313,305 B1 \* 4/2016 Diebel ..... G03B 17/02  
D756,911 S \* 5/2016 Gupta ..... D13/103  
D767,485 S \* 9/2016 To ..... D13/103  
9,544,005 B2 \* 1/2017 Wei ..... H04B 1/3883

**FOREIGN PATENT DOCUMENTS**

EM 001369565-0001 4/2013  
EM 002377952-0001 9/2014  
EM 003862721-0001 7/2017

\* cited by examiner

*Primary Examiner* — Barbara Fox  
*Assistant Examiner* — Nathaniel D. Buckner

(57) **CLAIM**

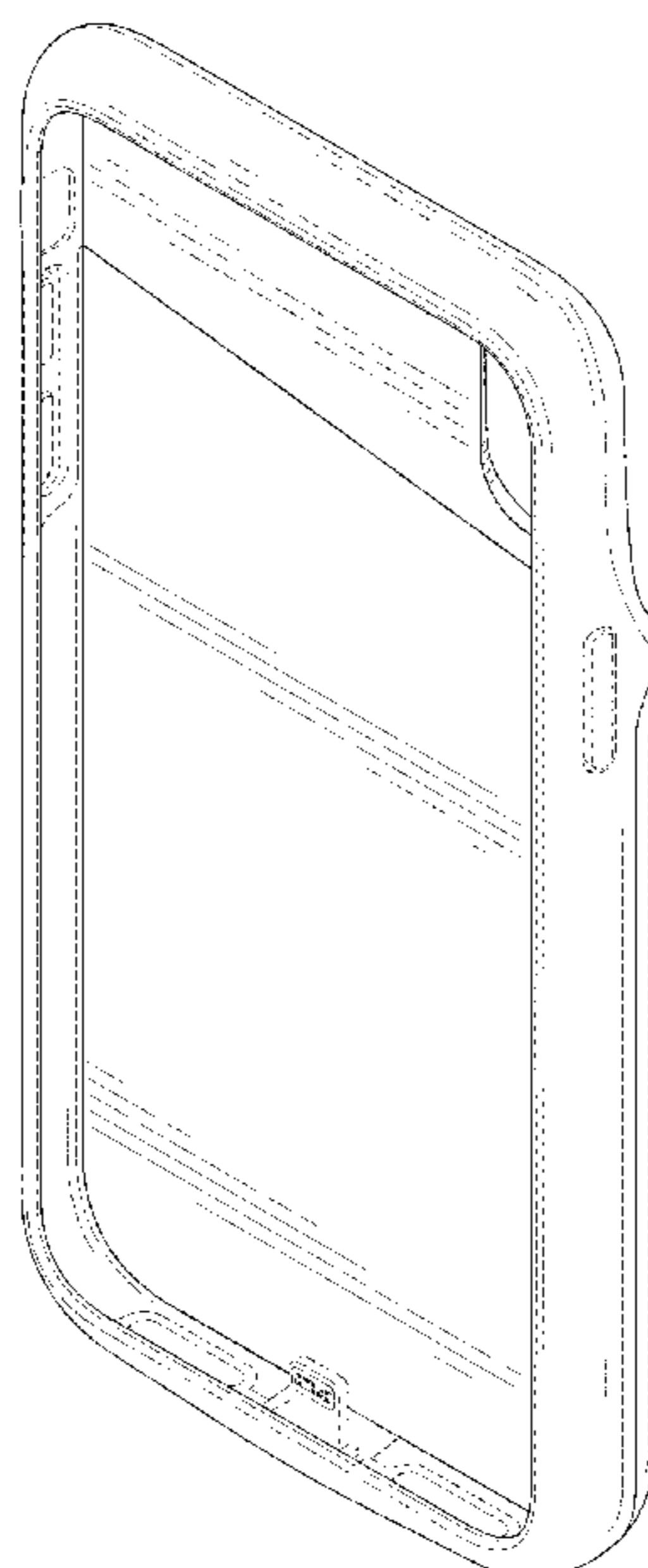
The ornamental design for a battery case, as shown and described.

**DESCRIPTION**

FIG. 1 is a perspective view of a battery case showing my new design;  
FIG. 2 is another perspective view thereof;  
FIG. 3 is a front elevational view thereof;  
FIG. 4 is a rear elevational view thereof;  
FIG. 5 is a left side elevational view thereof;  
FIG. 6 is a right side elevational view thereof;  
FIG. 7 is a top plan view thereof; and,  
FIG. 8 is a bottom plan view thereof.

The broken lines in the drawings illustrate portions of the battery case that form no part of the claimed design.

**1 Claim, 8 Drawing Sheets**



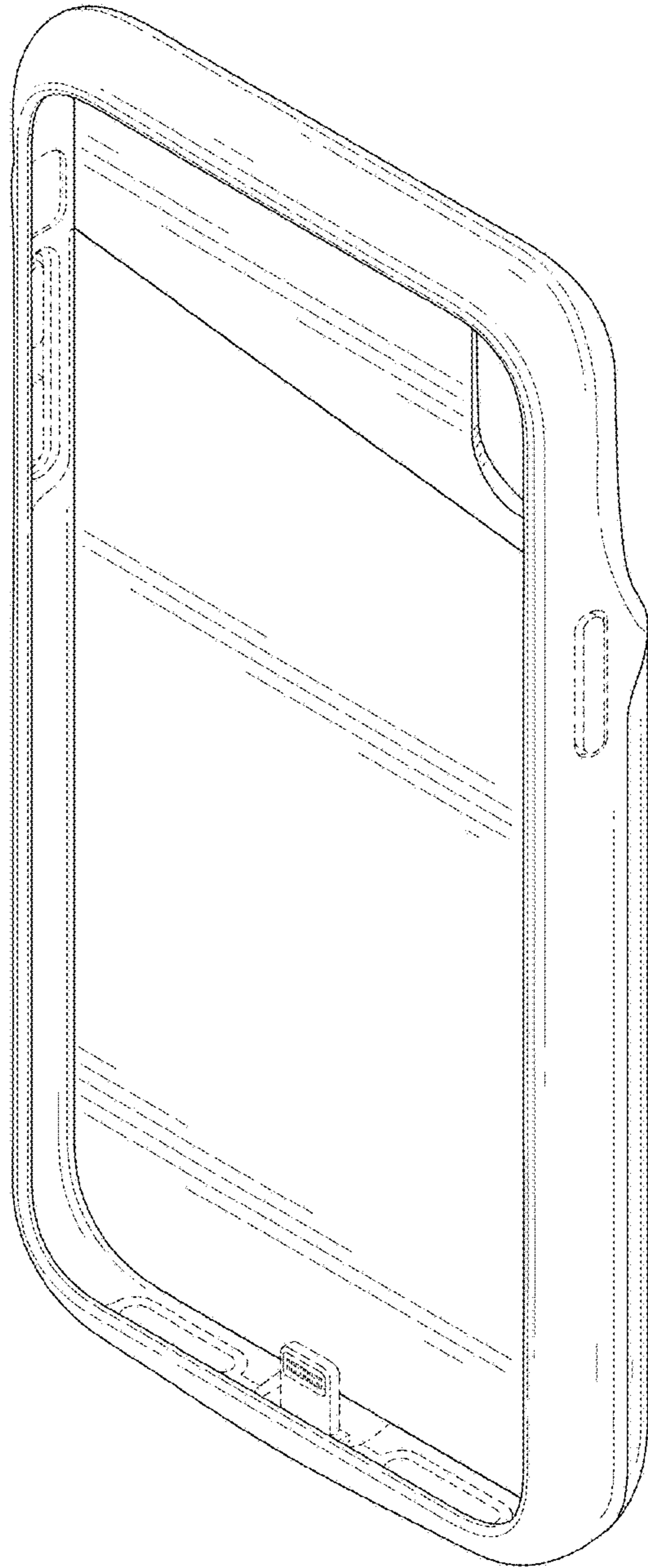


FIG. 1

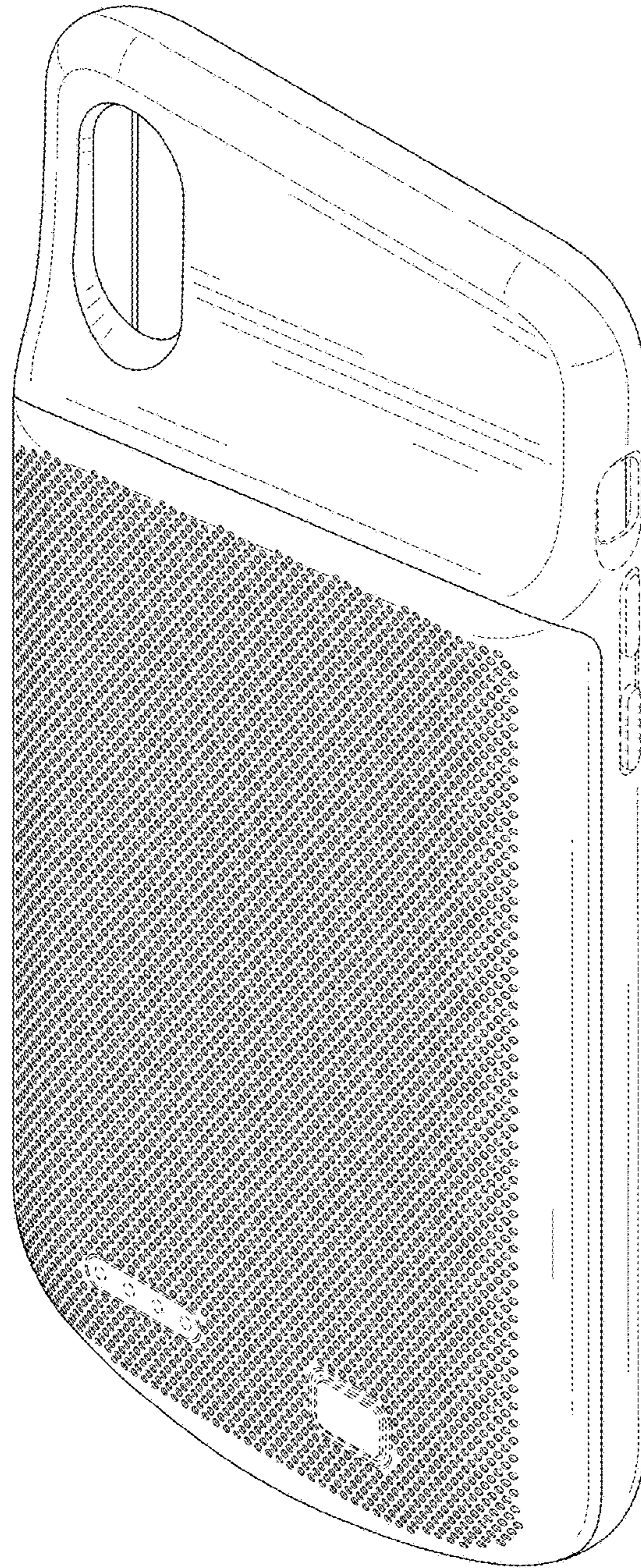


FIG. 2




FIG. 3




FIG. 4




FIG. 5

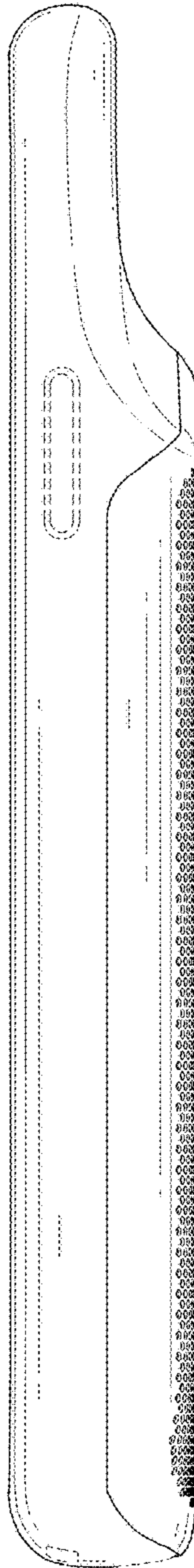


FIG. 6




FIG. 7



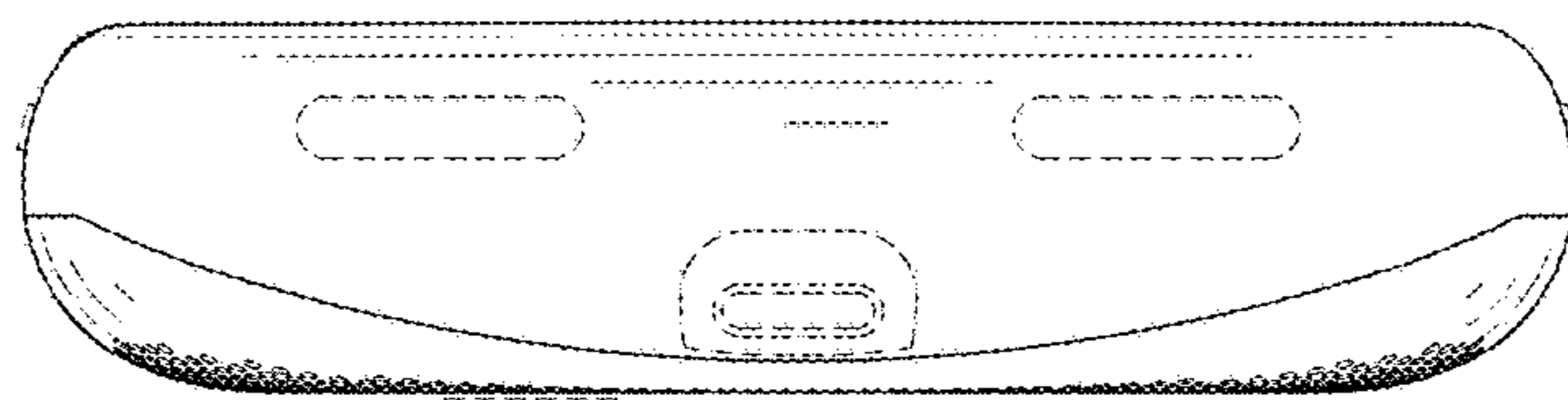


FIG. 8