



US00D850372S

(12) **United States Design Patent**
Kong et al.

(10) **Patent No.:** **US D850,372 S**
(45) **Date of Patent:** **** Jun. 4, 2019**

- (54) **WIRELESS CHARGER**
- (71) Applicants: **Luo Xin Electronic Technology Co., Ltd.**, Dongguan (CN); **Henry Wu**, Dongguan (CN)
- (72) Inventors: **Biao Kong**, Dongguan (CN); **Henry Wu**, Dongguan (CN)
- (73) Assignees: **Luo Xin Electric Technology Co., Ltd.**, Dongguan (CN); **Henry Wu**, Dongguan (CN)
- (**) Term: **15 Years**
- (21) Appl. No.: **29/638,517**
- (22) Filed: **Feb. 27, 2018**
- (51) **LOC (11) Cl.** **13-02**
- (52) **U.S. Cl.**
USPC **D13/108**
- (58) **Field of Classification Search**
USPC D13/107–110, 118–119, 184, 199;
D14/251, 253, 432, 434
CPC Y02E 60/12; Y02T 90/14; Y02T 90/122;
Y02T 90/128; Y02T 90/163; H02J 7/025;
H02J 7/0042; H02J 7/0044; H02J 7/0045;
H02J 7/0003; H01F 38/14; H01M 2/1022;
H01M 2/1055; H01M 10/44; H01M
10/46; H01M 10/425; B60L 11/182;
H01R 13/6675
See application file for complete search history.

(56) **References Cited**
U.S. PATENT DOCUMENTS

D609,636 S	*	2/2010	Jensen	D13/108
D654,431 S	*	2/2012	Stephanchick	D13/108
D656,096 S	*	3/2012	Sasada	D13/108

D659,093 S	*	5/2012	Schmid	D13/108
D669,027 S	*	10/2012	Kumpula	D13/108
D673,110 S	*	12/2012	Sasada	D13/108
D694,182 S	*	11/2013	Lee	D13/108
D718,233 S	*	11/2014	Aumiller	D13/108
D718,712 S	*	12/2014	Aumiller	D13/108
D720,289 S	*	12/2014	Chiang	D13/108
D725,034 S	*	3/2015	Chen	D13/108
D735,131 S	*	7/2015	Akana	D13/108
D737,760 S	*	9/2015	Kyriakoulis	D13/108
D737,762 S	*	9/2015	Aumiller	D13/108
D738,303 S	*	9/2015	Symons	D13/108
D747,267 S	*	1/2016	Aumiller	D13/108
D772,813 S	*	11/2016	Wahl	D13/108
D791,698 S	*	7/2017	Kim	D13/108
D796,435 S	*	9/2017	Cho	D13/108
D798,807 S	*	10/2017	Shi	D13/108
D806,020 S	*	12/2017	Lu	D13/107
D810,015 S	*	2/2018	Carreon	D13/108
D811,326 S	*	2/2018	Woo	D13/108
D817,268 S	*	5/2018	Symons	D13/108
D821,309 S	*	6/2018	Barnard	D13/108

* cited by examiner

Primary Examiner — Rosemary K Tarcza
(74) *Attorney, Agent, or Firm* — Wang Law Firm, Inc.

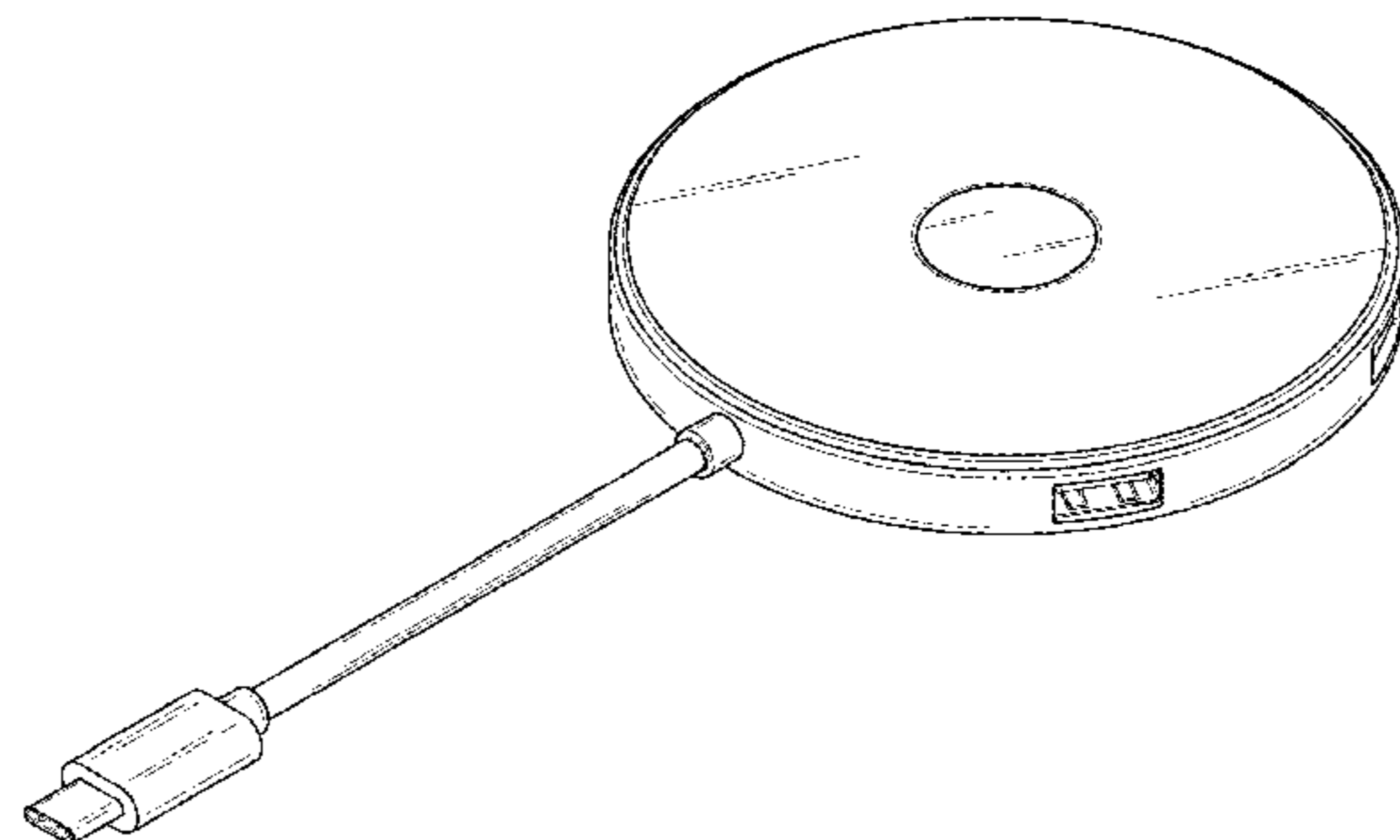
(57) **CLAIM**

The ornamental design for a wireless charger, as shown and described.

DESCRIPTION

FIG. 1 is a perspective view of the wireless charger showing my new design;
FIG. 2 is a front elevation view thereof;
FIG. 3 is a rear elevation view thereof;
FIG. 4 is a left side elevation view thereof;
FIG. 5 is a right side elevation view thereof;
FIG. 6 is a top plan view thereof; and,
FIG. 7 is a bottom plan view thereof.

1 Claim, 7 Drawing Sheets



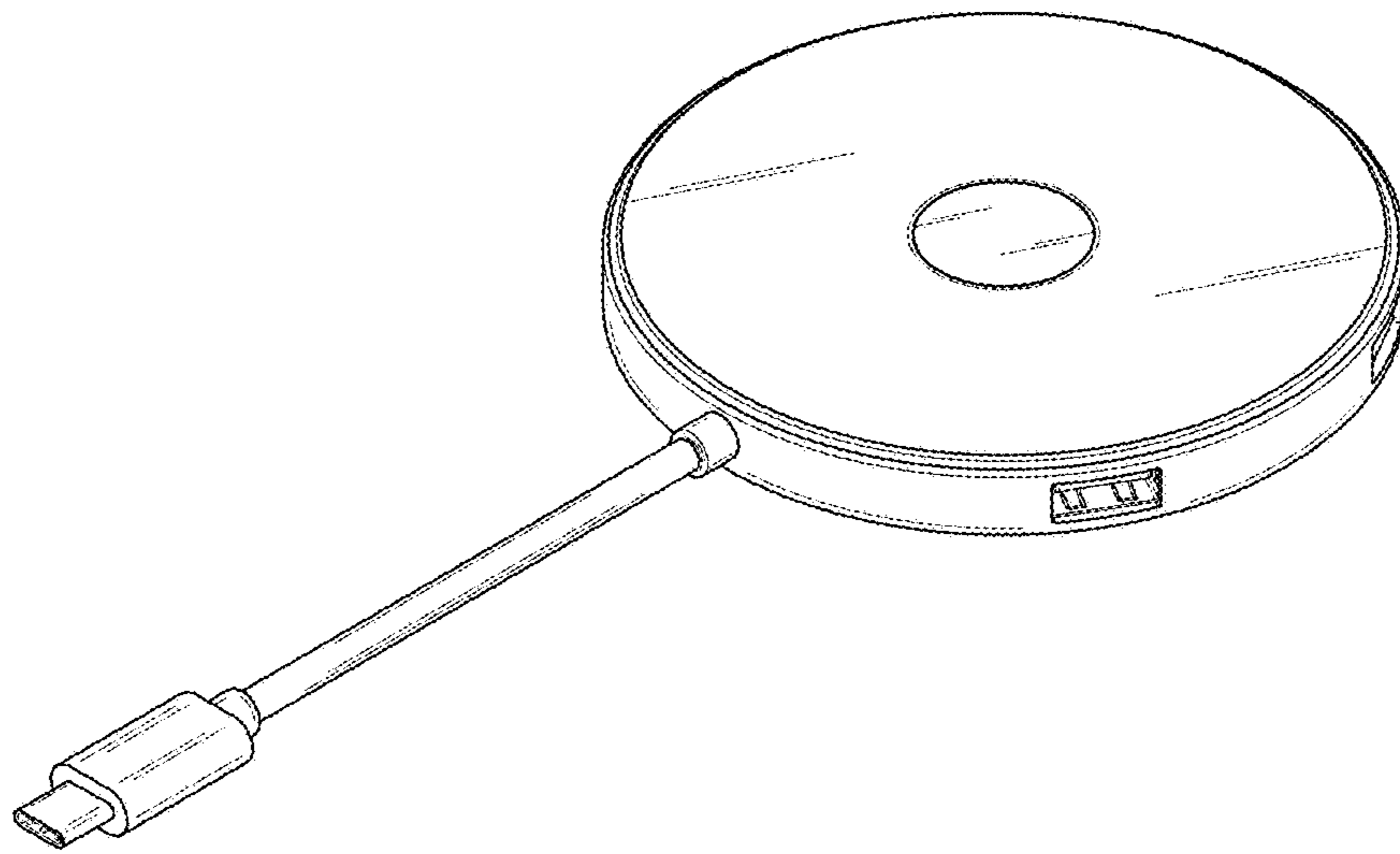


FIG.1




FIG.2

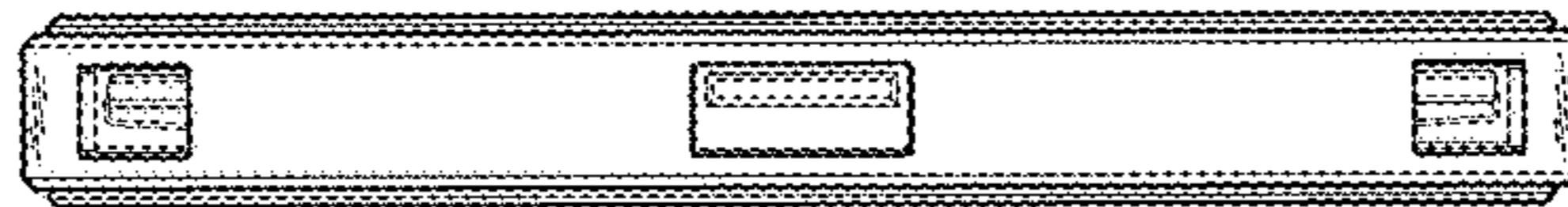


FIG.3

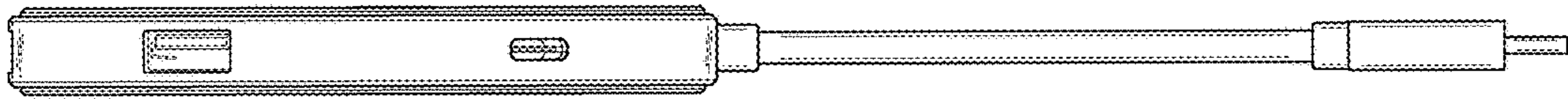


FIG.4

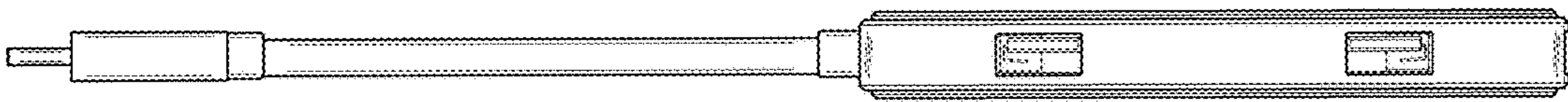


FIG.5

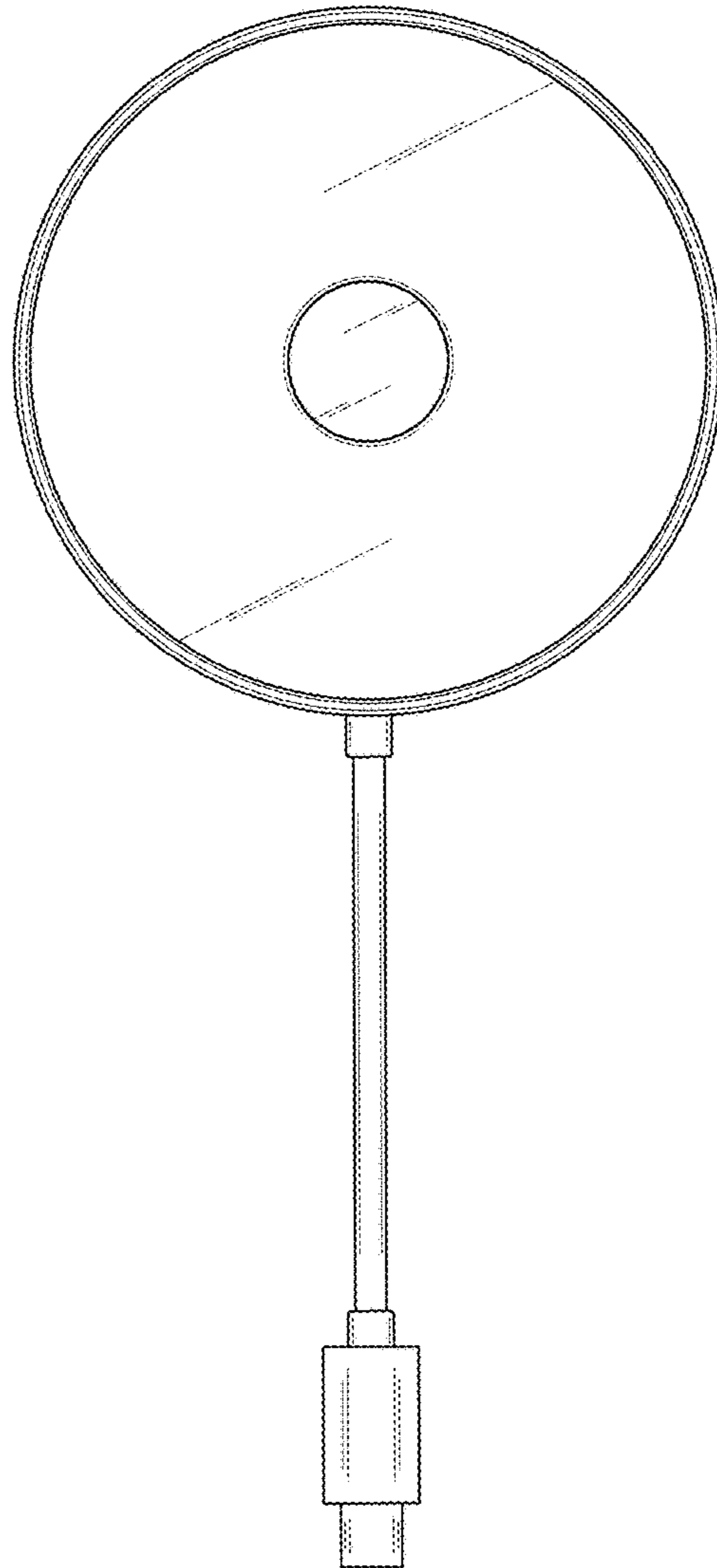


FIG.6

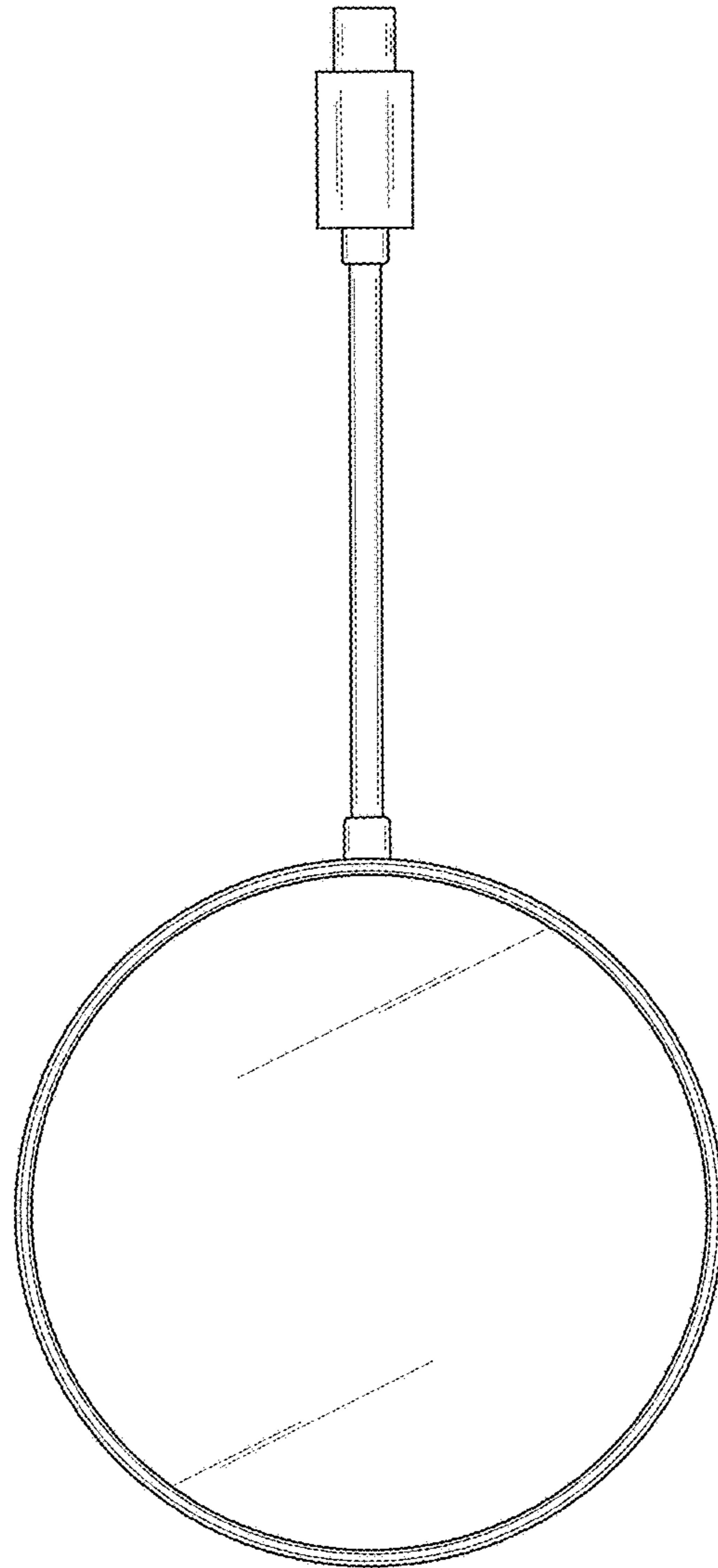


FIG.7