



US00D850345S

(12) **United States Design Patent**
Dabel et al.

(10) **Patent No.:** **US D850,345 S**
(45) **Date of Patent:** **** Jun. 4, 2019**

- (54) **FLOOR MAT ASSEMBLY FOR VEHICLE**
- (71) Applicant: **Volvo Lastvagnar AB**, Göteborg (SE)
- (72) Inventors: **Jason Dabel**, Greensboro, NC (US);
Brian Balicki, Kernersville, NC (US)
- (73) Assignee: **VOLVO LASTVAGNAR AB**,
Gothenburg (SE)
- (**) Term: **15 Years**
- (21) Appl. No.: **29/665,062**
- (22) Filed: **Sep. 29, 2018**

D556,112 S *	11/2007	Lu	D12/203
D569,318 S	5/2008	Kraines		
D666,951 S	9/2012	Lu		
D697,857 S	1/2014	Kingsbury et al.		
D698,718 S	2/2014	Kingsbury et al.		
D703,976 S *	5/2014	Mauro	D6/592
D734,231 S *	7/2015	Lu	D12/203
D774,327 S *	12/2016	Chang	D6/583
D777,072 S	1/2017	Gross		
D782,382 S	3/2017	Jaimes et al.		
D793,316 S *	8/2017	Gross	D12/203
D794,524 S *	8/2017	Boyce, II	D12/203
D795,773 S *	8/2017	Lu	D12/203
D813,136 S *	3/2018	Gross	D12/203
D838,222 S *	1/2019	Dabel	D12/203

Related U.S. Application Data

- (62) Division of application No. 29/600,058, filed on Apr. 10, 2017, now Pat. No. Des. 838,222.
- (51) **LOC (11) Cl.** **12-16**
- (52) **U.S. Cl.**
USPC **D12/203**
- (58) **Field of Classification Search**
USPC D12/203, 221; D6/582-586, 592-594
CPC B60R 13/01; B60N 3/044; B60N 3/04
See application file for complete search history.

References Cited

U.S. PATENT DOCUMENTS

D393,238 S	4/1998	Kraines		
D404,352 S	1/1999	Lu		
D429,204 S	8/2000	Lu		
D442,530 S	5/2001	Lu		
D467,854 S *	12/2002	Takahashi	D12/203
D468,676 S *	1/2003	Takahashi	D12/203
D512,358 S *	12/2005	Hussaini	D12/203
D514,045 S	1/2006	Hussaini et al.		
D517,465 S *	3/2006	Hussaini	D12/203
D550,137 S	9/2007	Kraines		

OTHER PUBLICATIONS

Images of Volvo VNL Truck, released 2002, 2 pages.

* cited by examiner

Primary Examiner — Michelle E. Wilson

Assistant Examiner — Clese Moore, Jr.

(74) *Attorney, Agent, or Firm* — Tucker Ellis LLP


(57) **CLAIM**

The ornamental design for a floor mat assembly for vehicle, as shown and described.

DESCRIPTION

FIG. 1 is a perspective view of a floor mat assembly for vehicle showing our new design.
FIG. 2 is a front view thereof.
FIG. 3 is a left side view thereof.
FIG. 4 is a right side view thereof.
FIG. 5 is a top view thereof; and,
FIG. 6 is a bottom view thereof.

1 Claim, 4 Drawing Sheets






FIG. 1

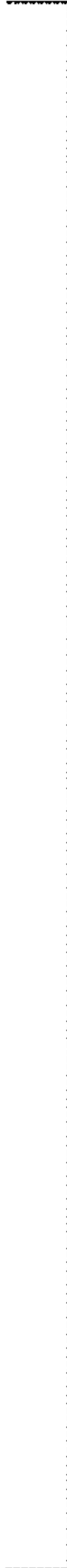



FIG. 2

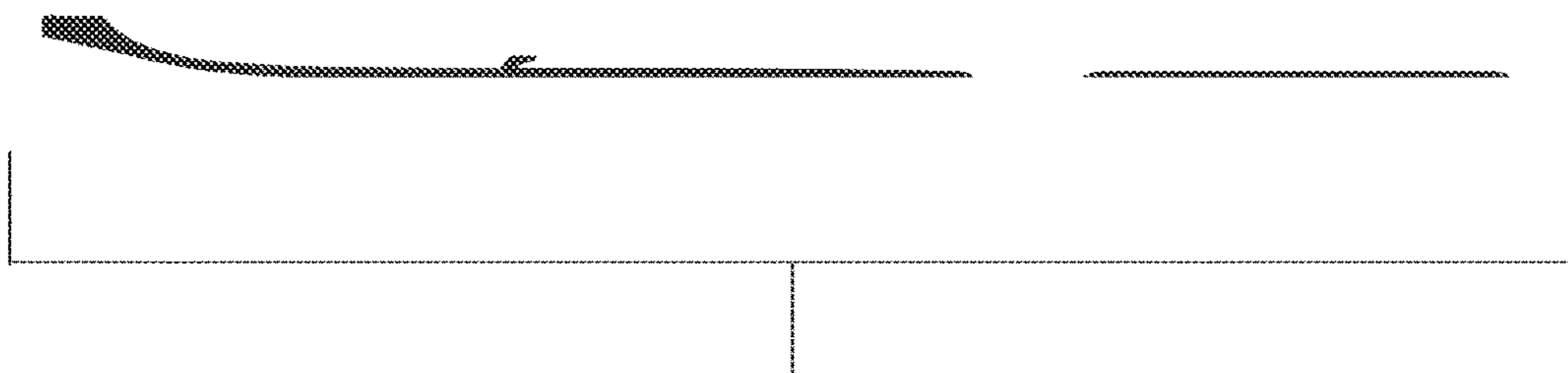


FIG. 3

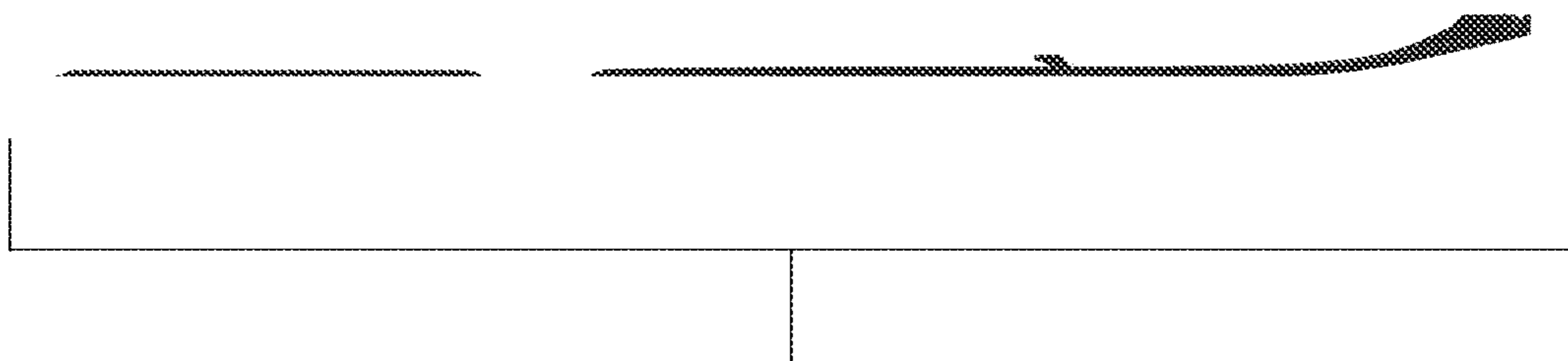


FIG. 4



FIG. 5



FIG. 6