



US00D850336S

(12) **United States Design Patent** (10) **Patent No.:** **US D850,336 S**
Mariotti et al. (45) **Date of Patent:** **** Jun. 4, 2019**

(54) **CONTROL AND INDICATOR UNIT FOR A FORKLIFT**

(56) **References Cited**

(71) Applicant: **OM Carrelli Elevatori S.p.A.**, Lainate (IT)

U.S. PATENT DOCUMENTS

(72) Inventors: **Fabio Mariotti**, Guastalla (IT);
Fabrizio Castagnoli, Suzzara (IT)

D362,098 S *	9/1995	Heiler	D34/35
D364,029 S *	11/1995	Noonan	D34/35
D384,478 S *	9/1997	Prehn	D34/35
D393,493 S *	4/1998	Lee	D14/413
D441,515 S *	5/2001	Brandt	D34/34
D445,552 S *	7/2001	Pulskamp	D34/35
D445,553 S *	7/2001	Pulskamp	D34/35
D497,463 S *	10/2004	Swetish	D34/35
D515,770 S *	2/2006	Ryan	D12/179
D563,074 S *	2/2008	Standke	D34/35
D566,132 S *	4/2008	Mack	D15/11
D569,773 S *	5/2008	Niebuhr	D12/177
D590,122 S *	4/2009	Shaw	D34/35
D593,274 S *	5/2009	Knie	D34/35

(73) Assignee: **OM Carrelli Elevatori S.p.A.**, Lainate (IT)

(**) Term: **15 Years**

(21) Appl. No.: **29/592,242**

(22) Filed: **Jan. 27, 2017**

(Continued)

(30) **Foreign Application Priority Data**

Primary Examiner — Mark A Goodwin

Jul. 29, 2016 (EM)	003324011-0001
Jul. 29, 2016 (EM)	003324011-0002
Jul. 29, 2016 (EM)	003324011-0003
Jul. 29, 2016 (EM)	003324011-0004
Jul. 29, 2016 (EM)	003324011-0005
Jul. 29, 2016 (EM)	003324011-0006
Jul. 29, 2016 (EM)	003324011-0007
Jul. 29, 2016 (EM)	003324011-0008
Jul. 29, 2016 (EM)	003324011-0009
Jul. 29, 2016 (EM)	003324011-0010
Jul. 29, 2016 (EM)	003324011-0011
Jul. 29, 2016 (EM)	003324011-0012

(74) *Attorney, Agent, or Firm* — The Webb Law Firm

(51) **LOC (11) Cl.** **12-16**

(57) **CLAIM**

(52) **U.S. Cl.**
USPC **D12/175; D34/35**

The ornamental design for a control and indicator unit for a forklift, as shown and described.

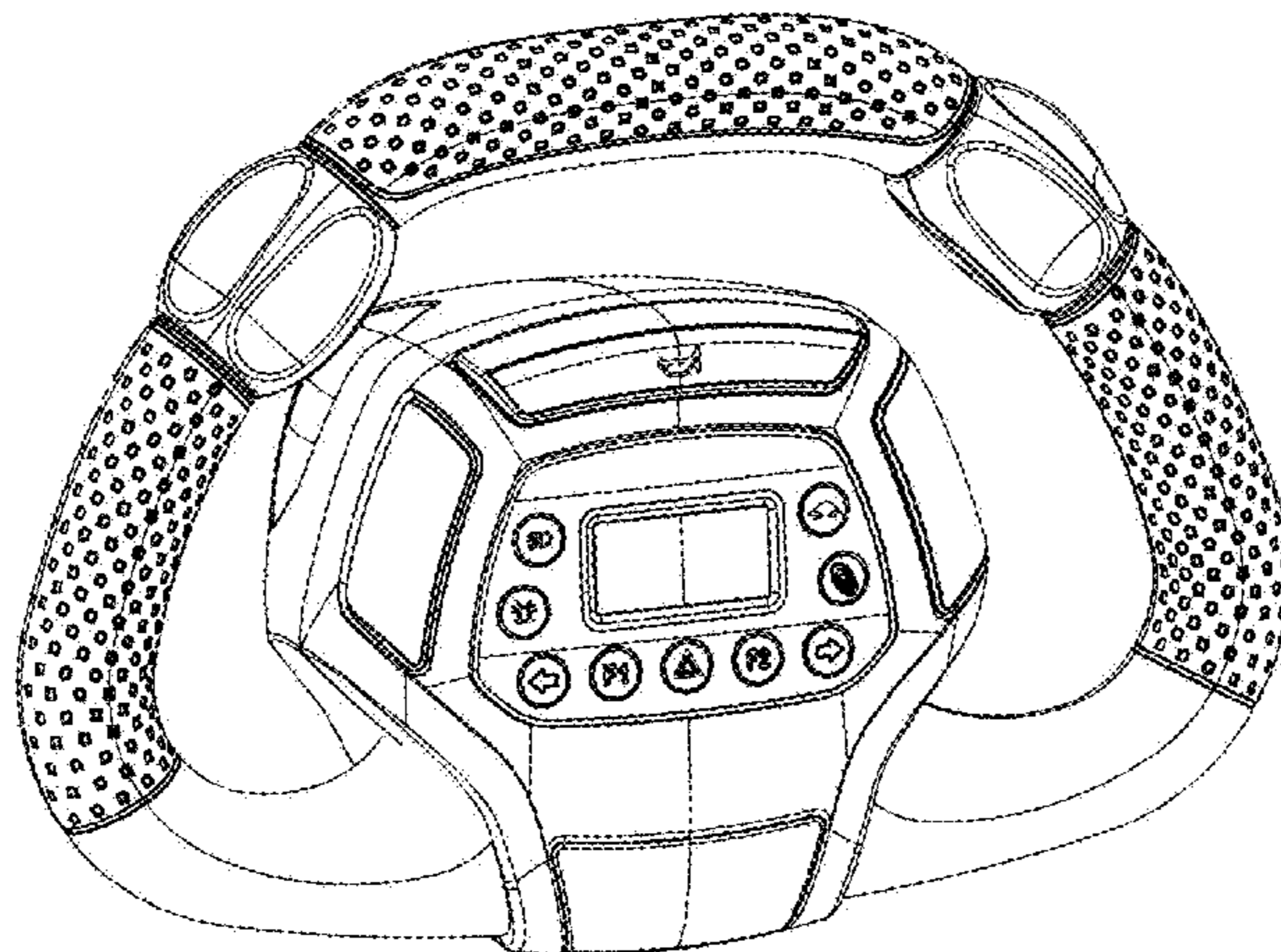
(58) **Field of Classification Search**
USPC D15/10, 28, 17; D12/175, 176, 177;
D34/35
CPC B60R 16/037; B62D 1/00; B62D 1/02;
B62D 1/04; B62D 1/16; B62D 5/003;
G05G 1/10

DESCRIPTION

FIG. 1 is a front perspective view of an embodiment of a control and indicator unit for a forklift in accordance with the present design;
FIG. 2 is a front elevation view thereof;
FIG. 3 is a left side elevation view thereof;
FIG. 4 is a rear elevation view thereof;
FIG. 5 is a right side elevation view thereof;
FIG. 6 is a top plan view thereof; and,
FIG. 7 is a bottom plan view thereof.
The broken lines shown in FIGS. 3-7 depict other components of the control and indicator unit are included for environmental purposes only and forms no part of the claimed design.

See application file for complete search history.

1 Claim, 7 Drawing Sheets



(56)

References Cited

U.S. PATENT DOCUMENTS

D598,023	S	*	8/2009	Miller	D12/174
D619,516	S	*	7/2010	Niebuhr	D12/176
D626,714	S	*	11/2010	Standke	D34/35
D659,343	S	*	5/2012	Saitou	D15/28
D659,939	S	*	5/2012	Saitou	D15/28
D685,397	S	*	7/2013	Anderson	D15/28
D685,398	S	*	7/2013	Graham	D15/28
D760,632	S	*	7/2016	Muhl	D12/175
2001/0007294	A1	*	7/2001	Nigrin	B62D 1/04 180/402

* cited by examiner

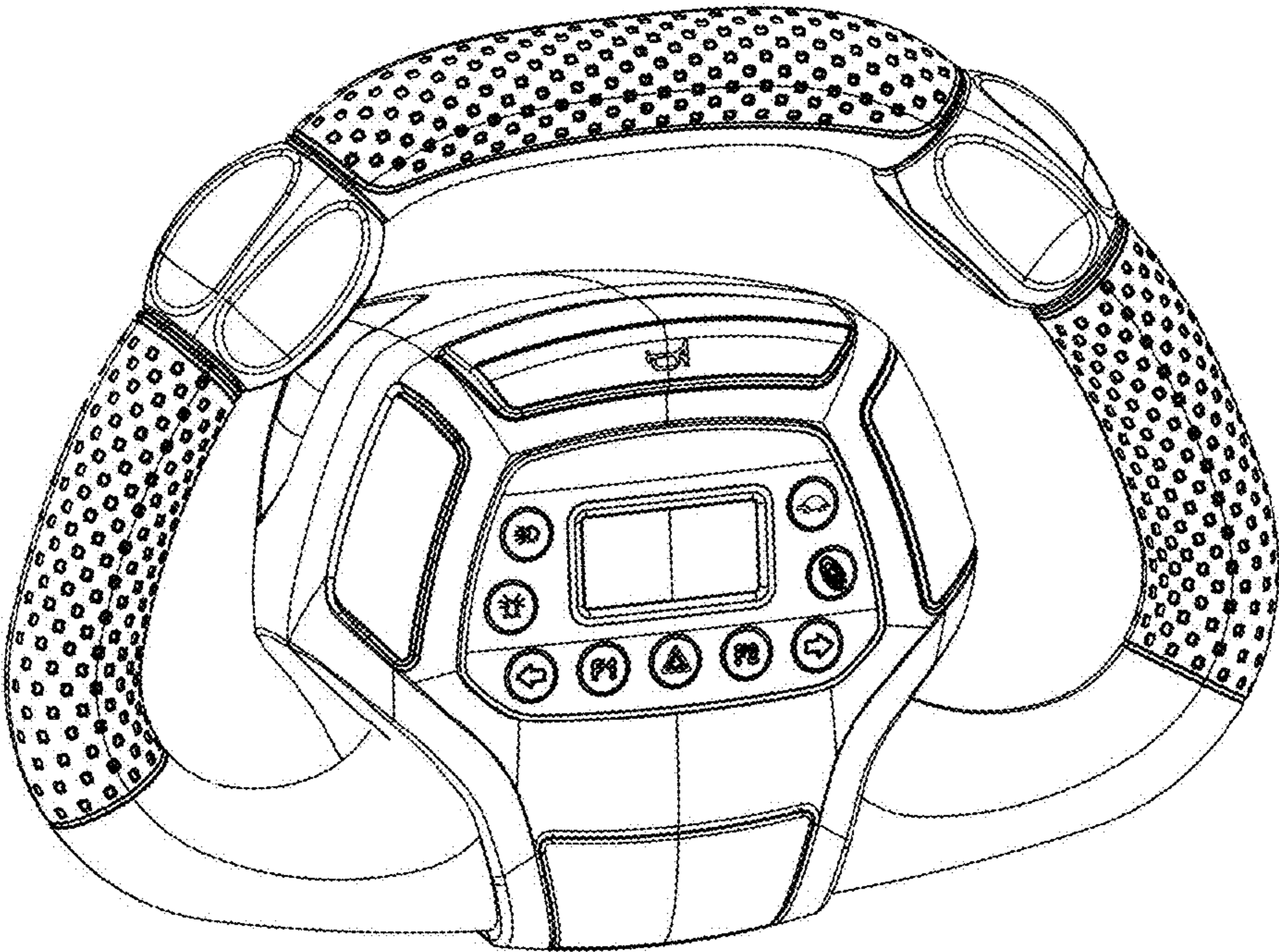


FIG. 1

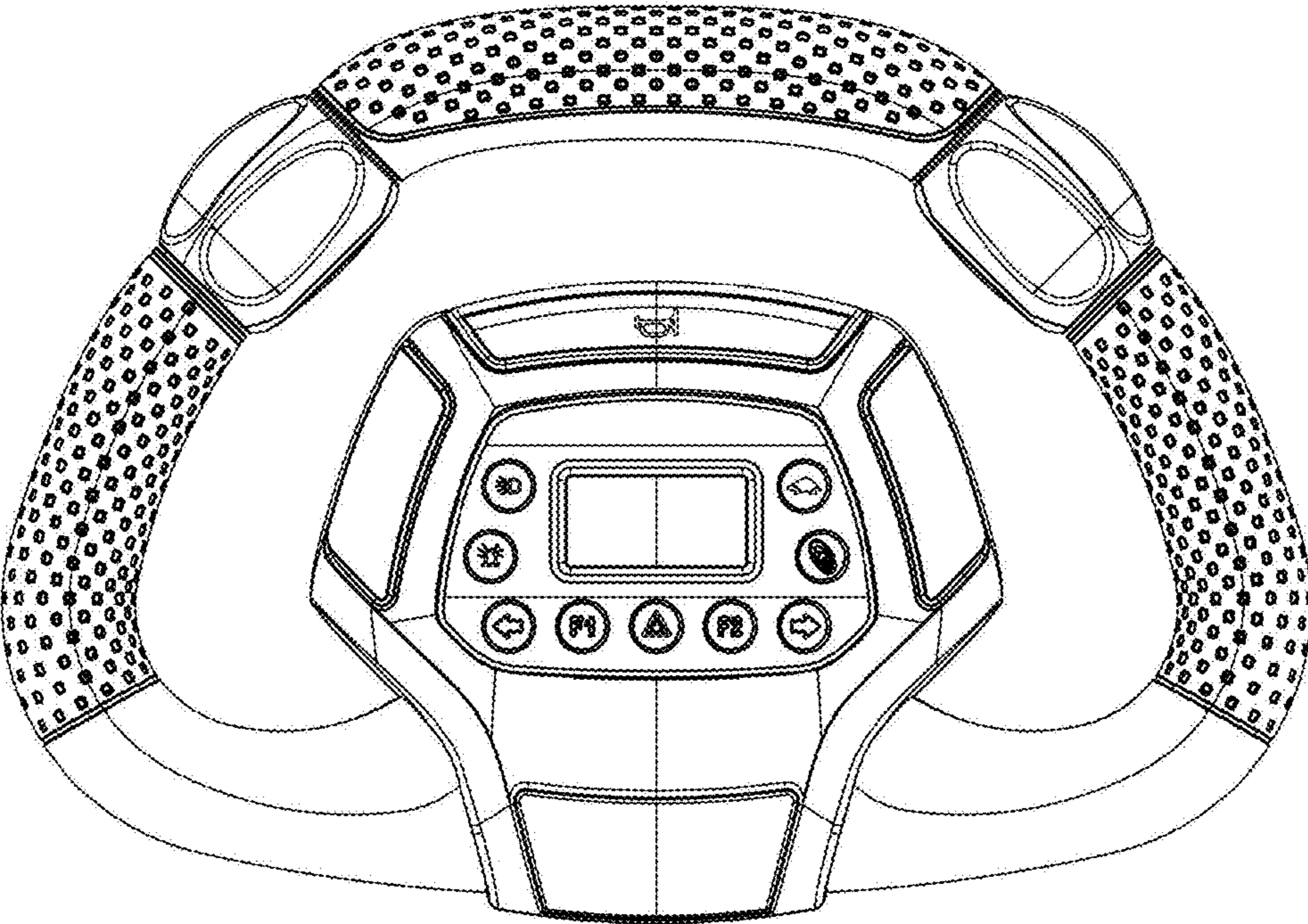


FIG. 2

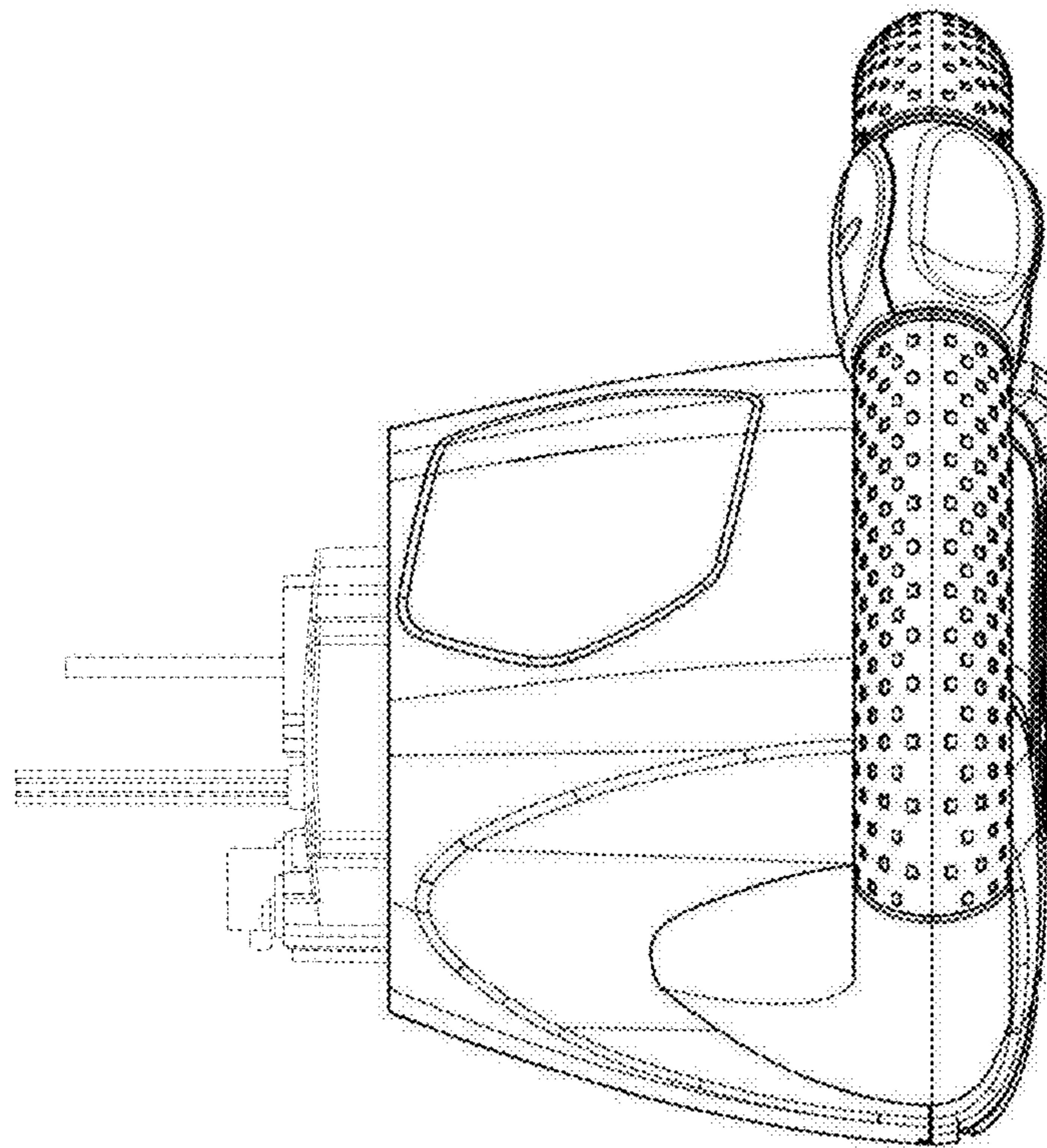


FIG. 3

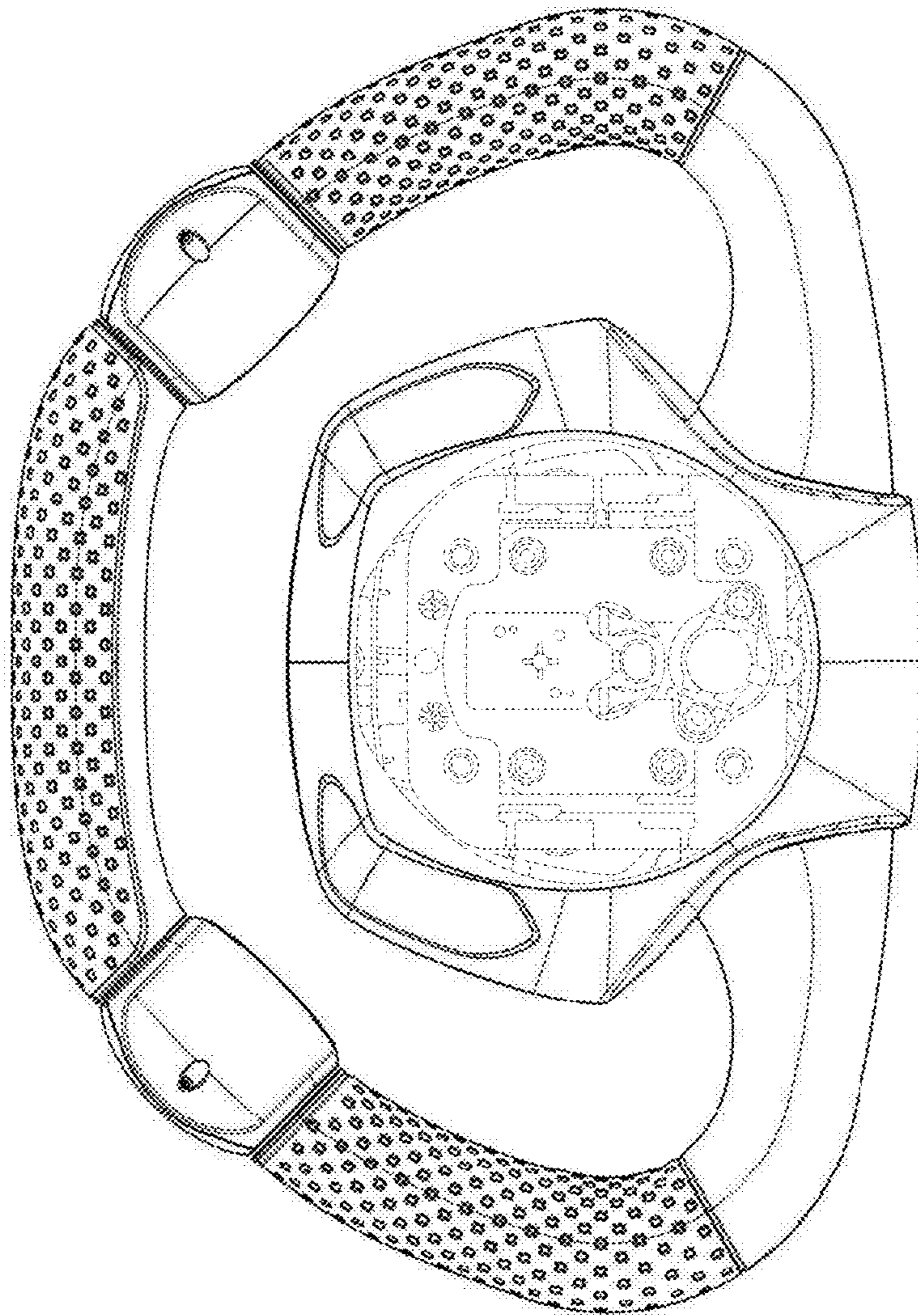


FIG. 4

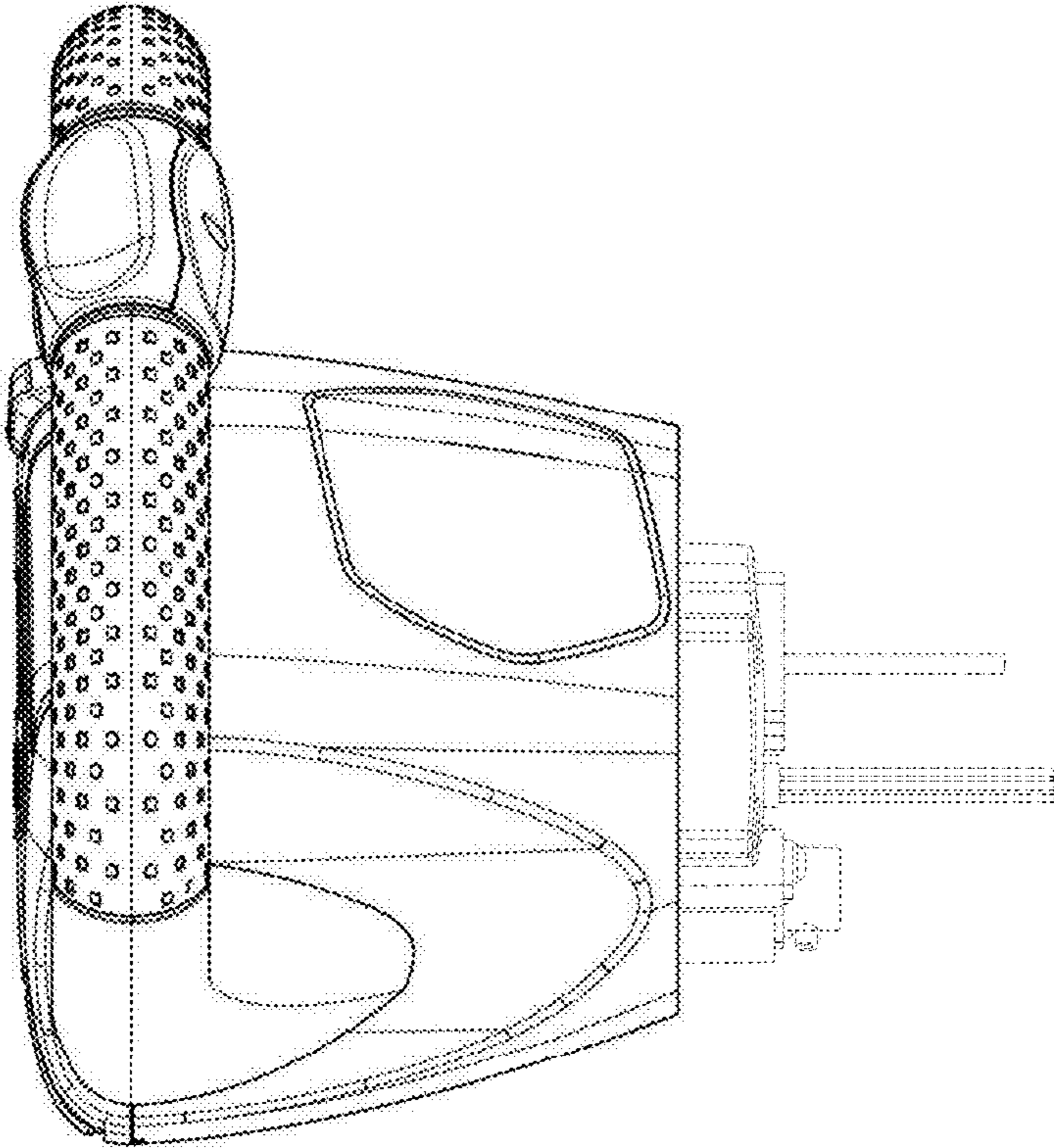


FIG. 5

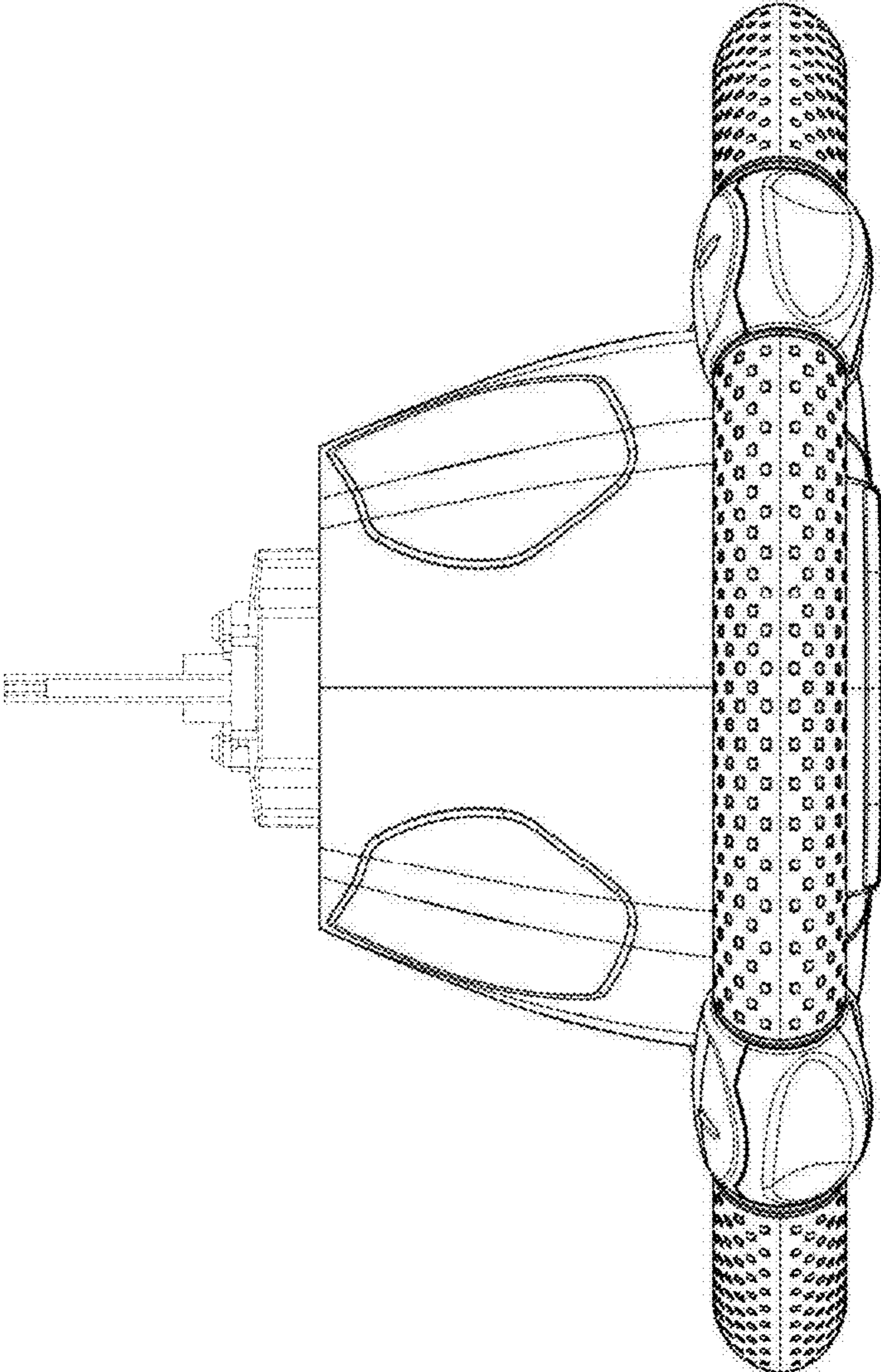


FIG. 6

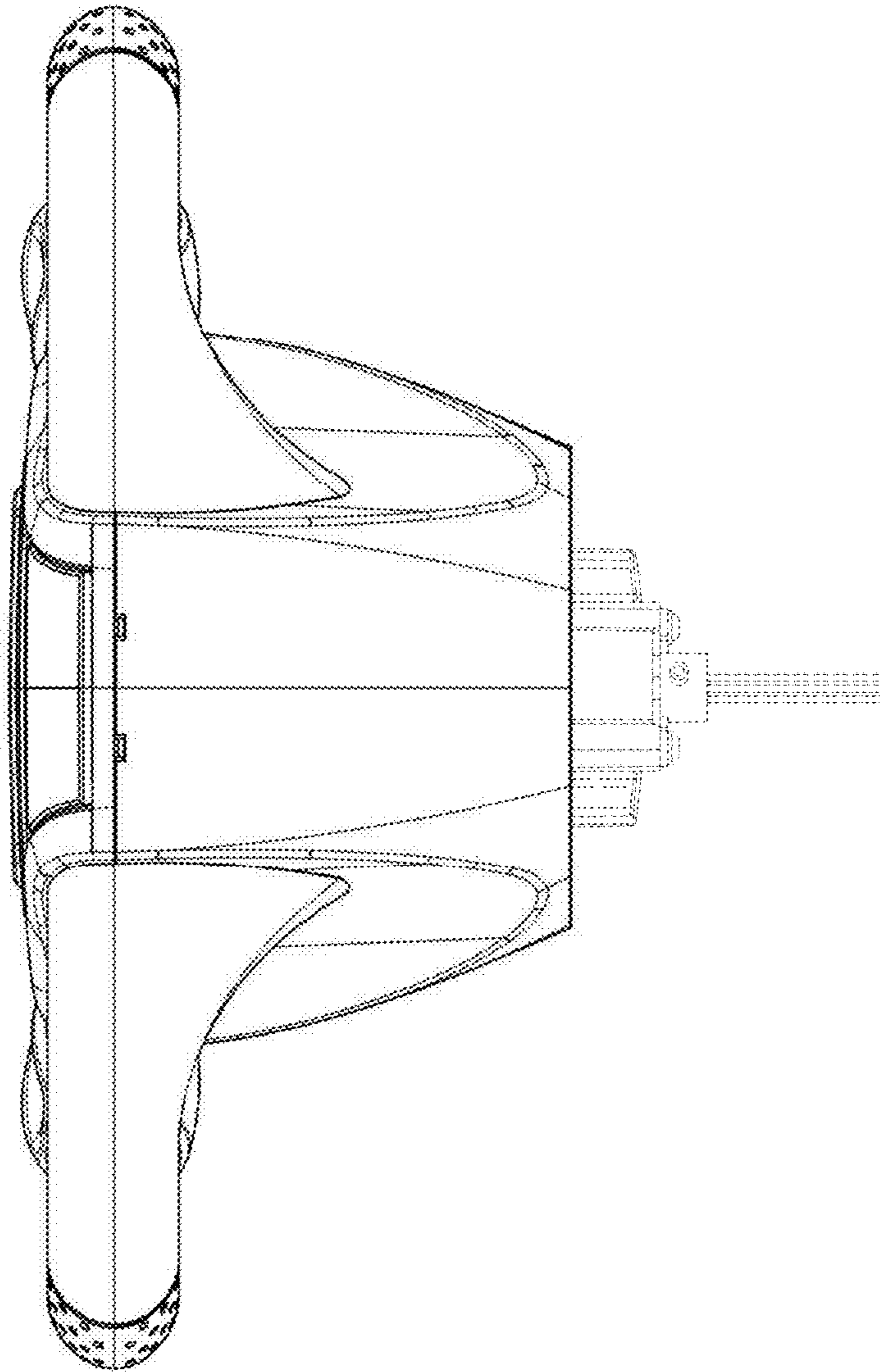


FIG. 7