



US00D850301S

(12) **United States Design Patent**
Elysium

(10) **Patent No.:** **US D850,301 S**

(45) **Date of Patent:** **** Jun. 4, 2019**

(54) **RAFTER SQUARE TOOL**

(71) Applicant: **Adiv Elysium**, San Marcos, CA (US)

(72) Inventor: **Adiv Elysium**, San Marcos, CA (US)

(**) Term: **15 Years**

(21) Appl. No.: **29/627,537**

(22) Filed: **Nov. 28, 2017**

(51) **LOC (11) Cl.** **10-04**

(52) **U.S. Cl.**
USPC **D10/65**

(58) **Field of Classification Search**
USPC D10/65
CPC B43L 7/10; B43L 7/12; B43L 7/125
See application file for complete search history.

(56) **References Cited**

U.S. PATENT DOCUMENTS

510,529	A	12/1893	De Camp	
622,569	A	4/1899	Van Namee	
5,384,967	A	1/1995	Helmuth	
5,727,325	A	3/1998	Mussell	
6,334,261	B1	1/2002	Scillia et al.	
6,393,710	B1	5/2002	Hastings	
6,442,856	B1	9/2002	Warner	
6,604,294	B1	8/2003	Farley	
6,662,460	B2	12/2003	Evans	
6,820,345	B2	11/2004	Evans	
7,854,070	B1	12/2010	Vajentic	
8,146,260	B1	4/2012	Visser	
D659,561	S *	5/2012	Liao	D10/62
D817,787	S *	5/2018	Tinius	D10/50
2006/0085993	A1	4/2006	Frankowiak	

2009/0260244 A1 10/2009 Carbone, Jr.
2013/0227846 A1 9/2013 Buzzell
2014/0090261 A1 4/2014 Jones

OTHER PUBLICATIONS

<http://makezine.com/2015/09/03/skill-builder-use-speed-square/>.
<https://www.familyhandyman.com/tools/how-to-use-a-speed-square/view-all>.
<http://www.popularmechanics.com/home/how-to/a3999/4306646/>.

* cited by examiner

Primary Examiner — Antoine Duval Davis

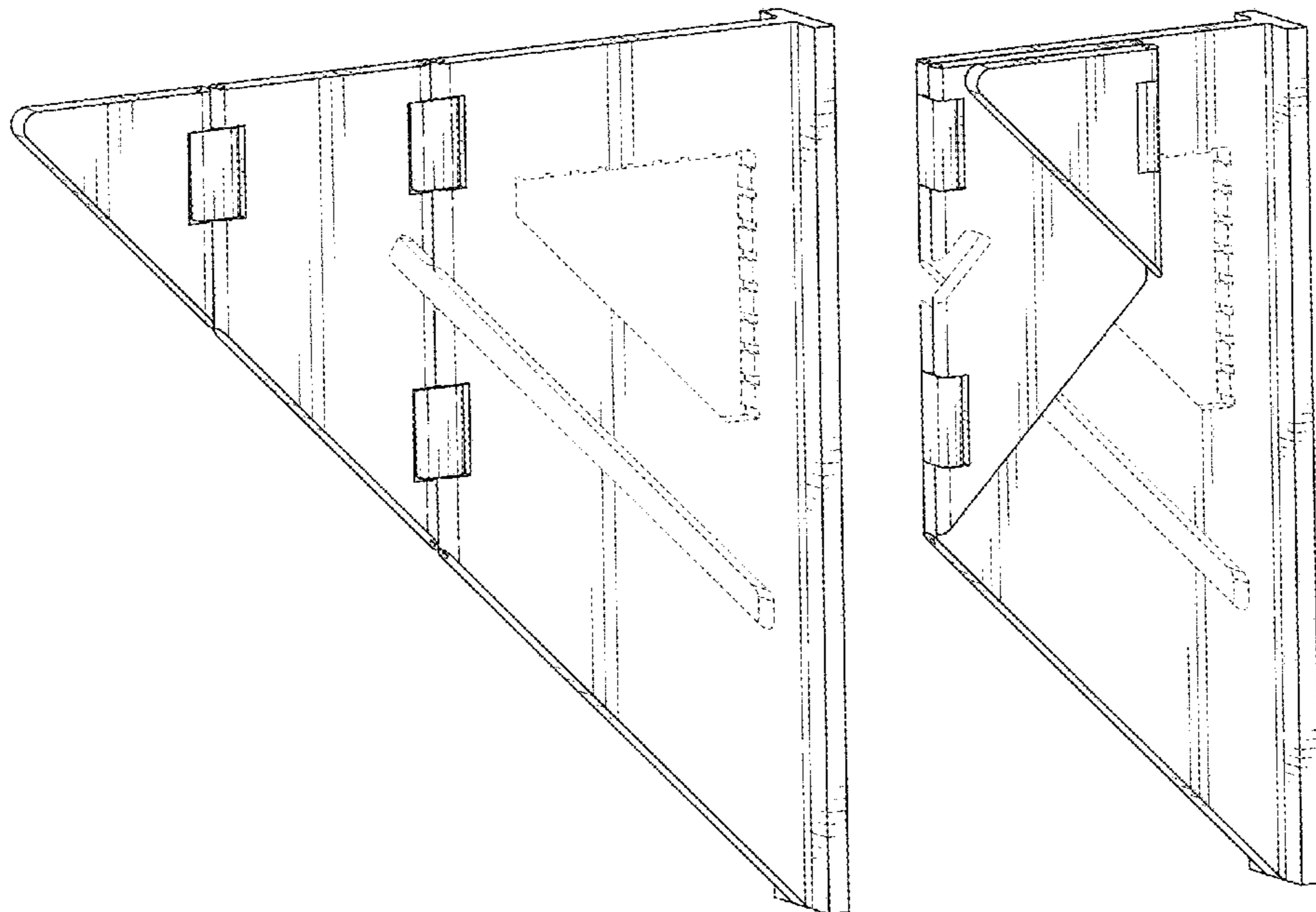
(57) **CLAIM**

The ornamental design for a rafter square tool, as shown and described.

DESCRIPTION

FIG. 1 is a perspective view of a rafter square tool showing my new design;
FIG. 2 is a front view thereof;
FIG. 3 is a back view thereof;
FIG. 4 is a top view thereof;
FIG. 5 is a bottom view thereof;
FIG. 6 is a side view thereof, wherein the opposite side view is a mirror-image thereof; and,
FIG. 7 is another perspective view, wherein the claimed design is shown in an alternative position with the rafter square tool depicted in a flipped configuration.
In FIGS. 1-2 and 4-7, the broken lines illustrate portions of the rafter square tool and form no part of the claimed design.

1 Claim, 4 Drawing Sheets



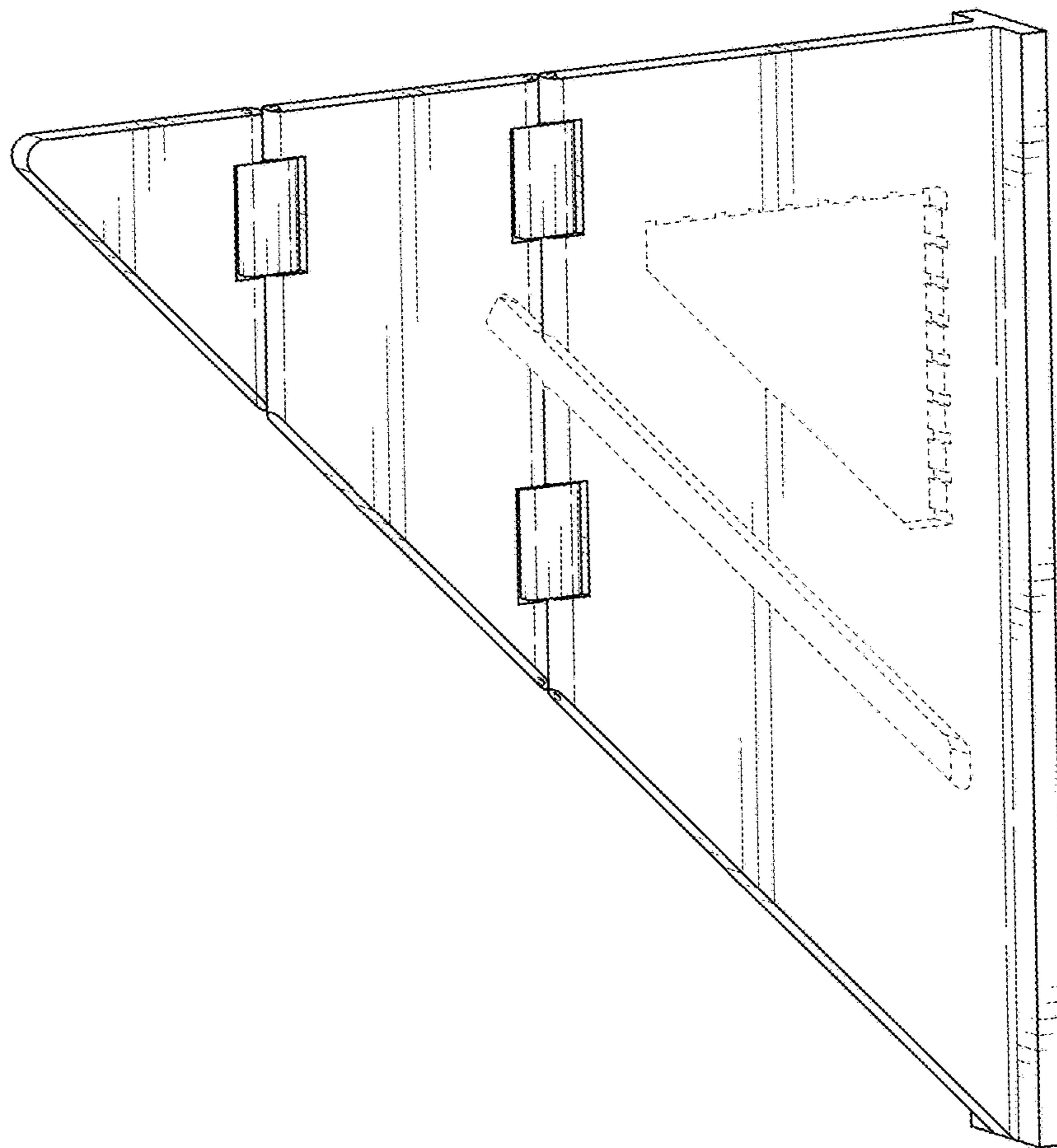


FIG. 1

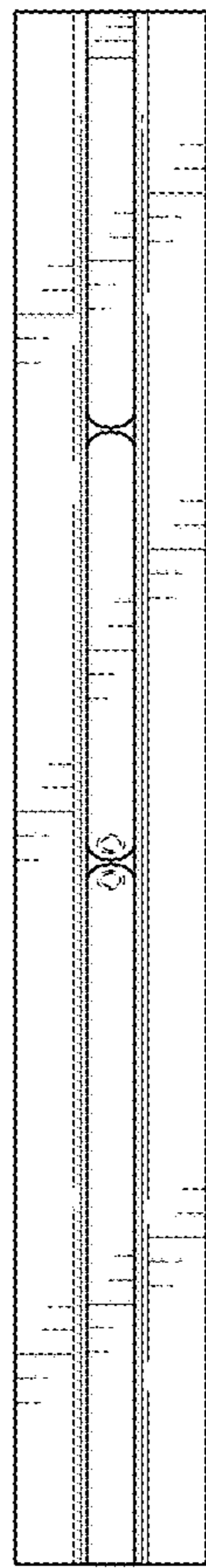


FIG. 2




FIG. 3

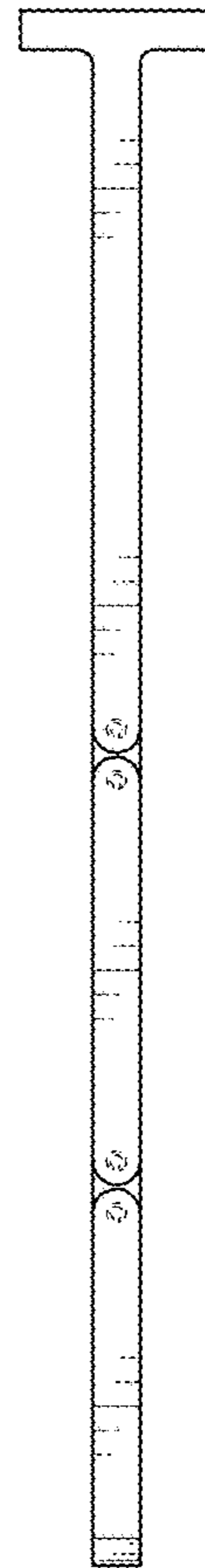


FIG. 4

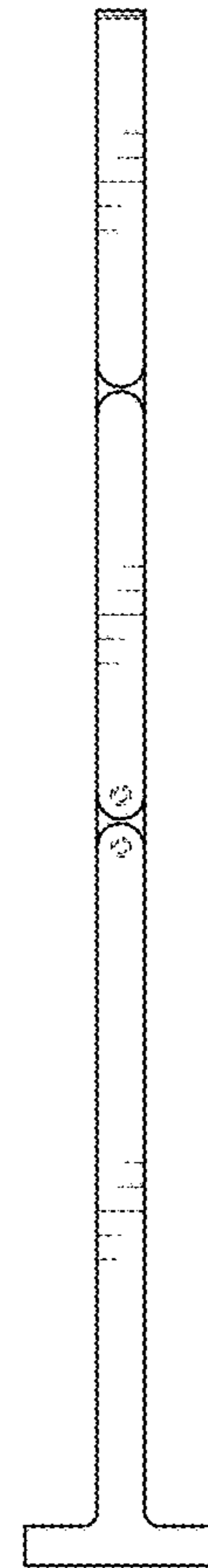


FIG. 5

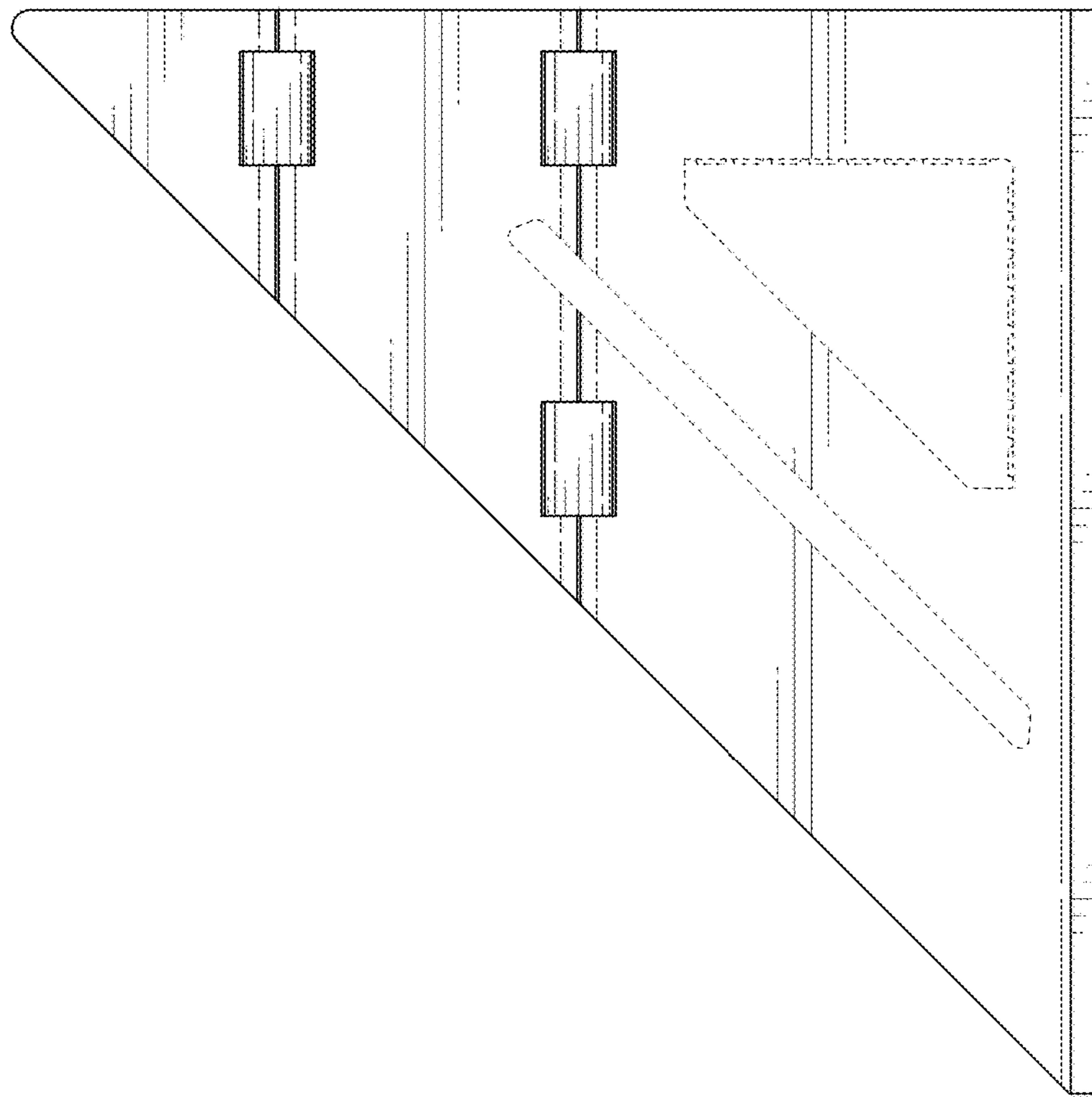


FIG. 6

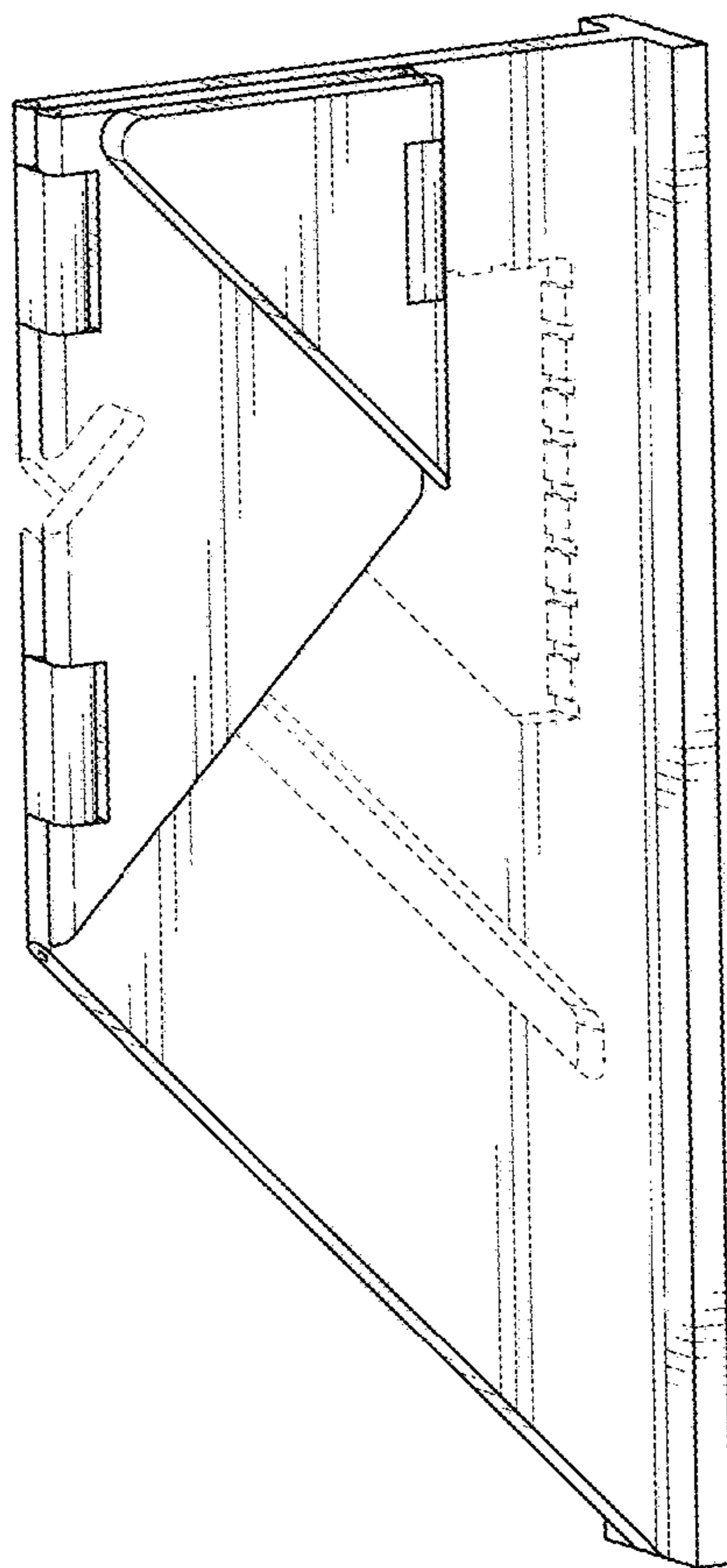


FIG. 7