



US00D850294S

(12) **United States Design Patent**
Kimura et al.

(10) **Patent No.:** **US D850,294 S**
(45) **Date of Patent:** **** Jun. 4, 2019**

(54) **WATCHCASE**

(71) Applicant: **CITIZEN WATCH CO., LTD.**,
Nishitokyo-shi, Tokyo (JP)

(72) Inventors: **Maiko Kimura**, Tokyo (JP); **Tomoki Koyama**, Tokyo (JP)

(73) Assignee: **CITIZEN WATCH CO., LTD.** (JP)

(**) Term: **15 Years**

(21) Appl. No.: **29/638,619**

(22) Filed: **Feb. 28, 2018**

(51) **LOC (11) Cl.** **10-02**

(52) **U.S. Cl.**
USPC **D10/38**

(58) **Field of Classification Search**
USPC D10/30–32, 37–39, 122–124, 126, 128
See application file for complete search history.

(56) **References Cited**

U.S. PATENT DOCUMENTS

D447,424 S *	9/2001	Modolo	D10/30
D479,137 S *	9/2003	Kauffmann	D10/39
D525,883 S *	8/2006	Lalo	D10/38
D560,515 S *	1/2008	Finazzi	D10/39
D567,677 S *	4/2008	Finazzi	D10/34
D577,613 S *	9/2008	Rochat	D10/38
D586,240 S *	2/2009	Reginelli	D10/32
D588,944 S *	3/2009	Graff	D10/38
D624,440 S *	9/2010	Wundernann	D10/32
D642,939 S *	8/2011	Enomoto	D10/38

D650,704 S *	12/2011	Actis-Datta	D10/32
D664,867 S *	8/2012	Graff	D10/38
D675,940 S *	2/2013	Sasaki	D10/32
D675,941 S *	2/2013	Sasaki	D10/32
D690,208 S *	9/2013	Sasaki	D10/32
D690,209 S *	9/2013	Kawashima	D10/32
D727,177 S *	4/2015	Abdourahim	D10/39
D735,058 S *	7/2015	Graff	D10/30
D759,504 S *	6/2016	Sugiura	D10/128
D781,721 S *	3/2017	Abdourahim	D10/38
D793,876 S *	8/2017	Lasserre	D10/38
D807,762 S *	1/2018	Sugiura	D10/30

* cited by examiner

Primary Examiner — Sandra S Snapp

Assistant Examiner — Katherine Glennon

(74) *Attorney, Agent, or Firm* — RatnerPrestia

(57) **CLAIM**

The ornamental design for a watchcase, as shown and described.

DESCRIPTION

FIG. 1 is an enlarged perspective view of a watchcase showing our new design;

FIG. 2 is a front elevational view thereof;

FIG. 3 is a left side elevational view thereof;

FIG. 4 is a right side elevational view thereof;

FIG. 5 is a rear elevational view thereof;

FIG. 6 is a top plan view thereof; and,

FIG. 7 is a bottom plan view thereof.

The broken lines depict portions of watchcase that form no part of the claimed design.

1 Claim, 4 Drawing Sheets

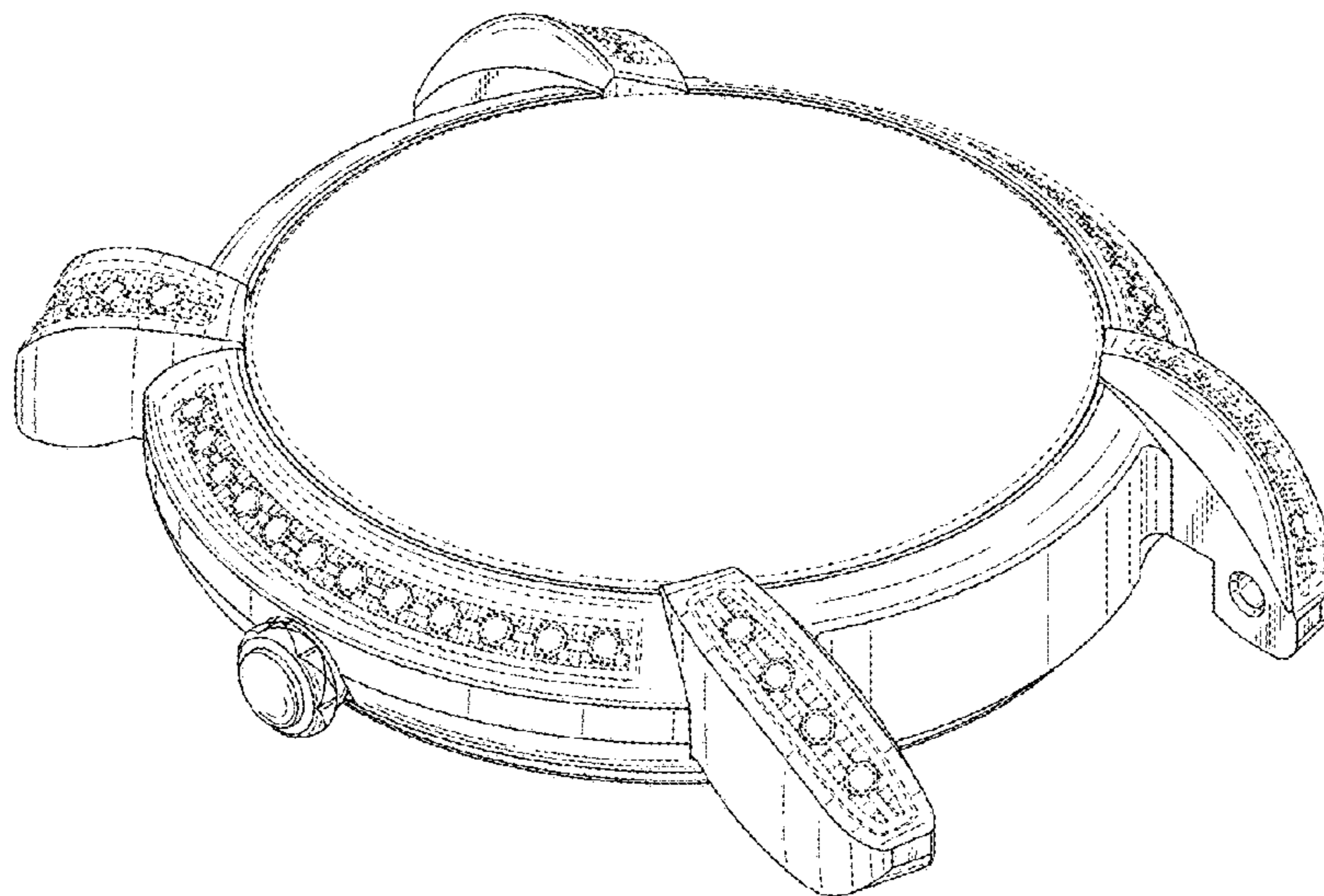


FIG. 1

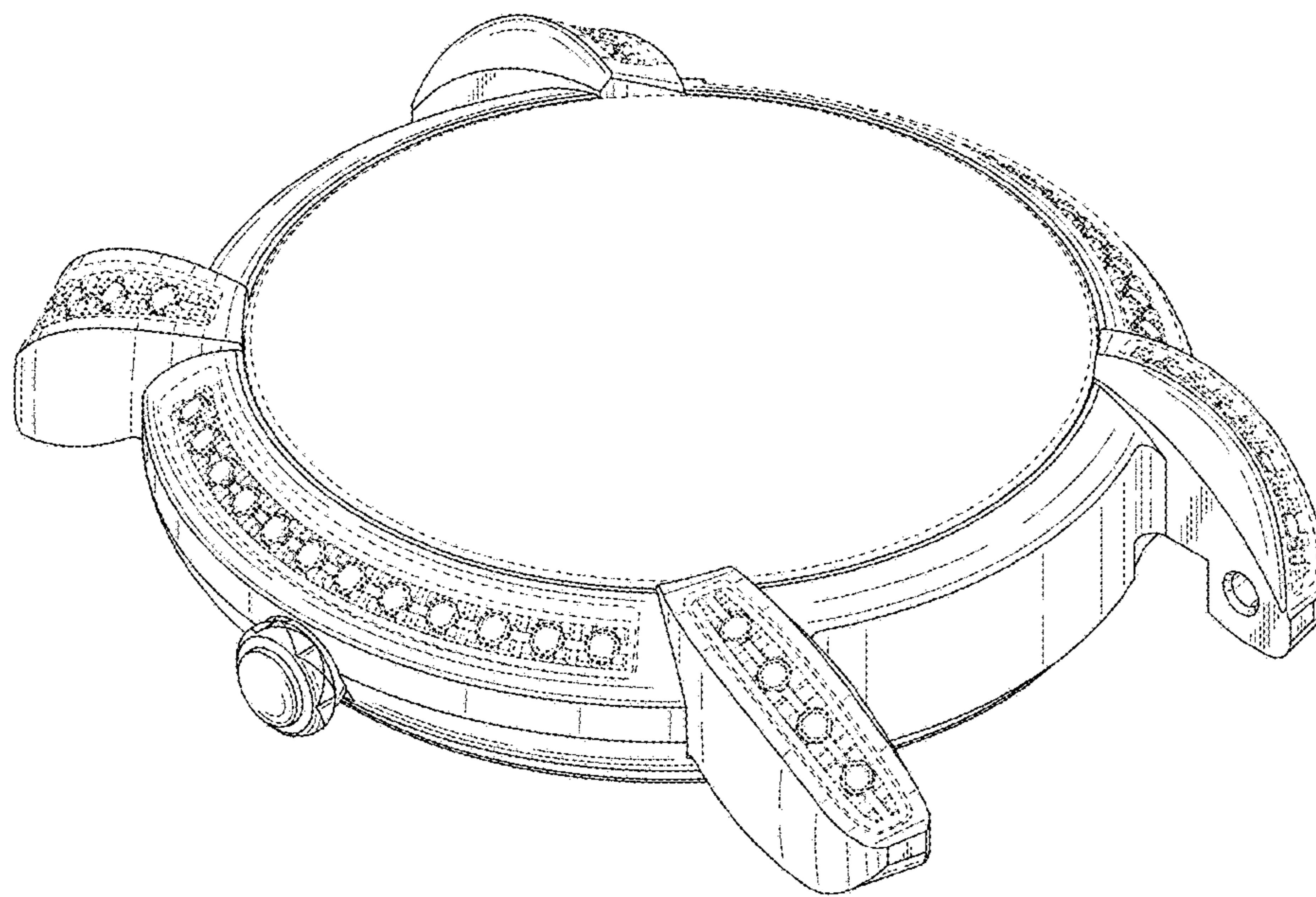


FIG. 2




FIG. 3




FIG. 4

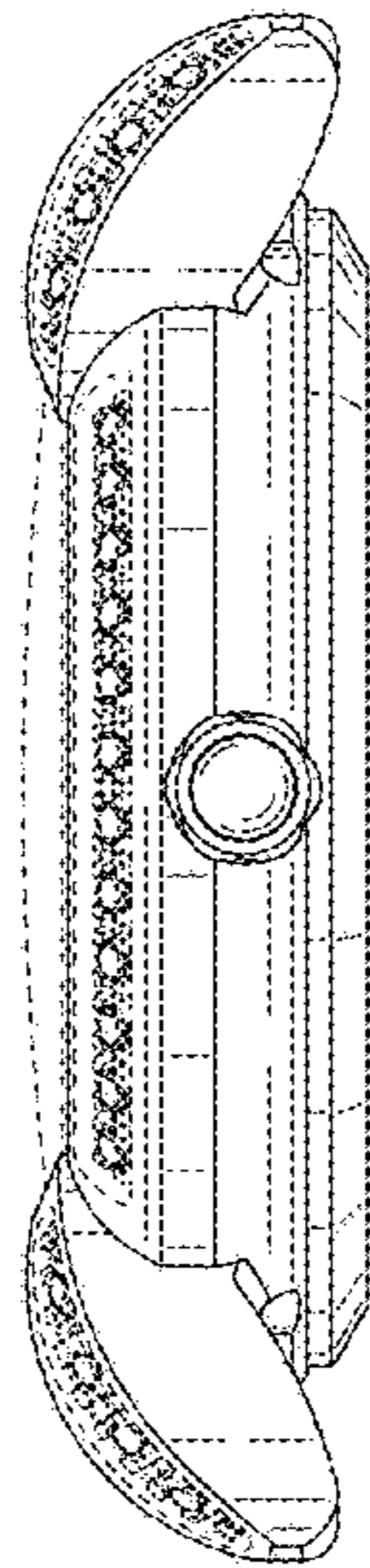


FIG. 5

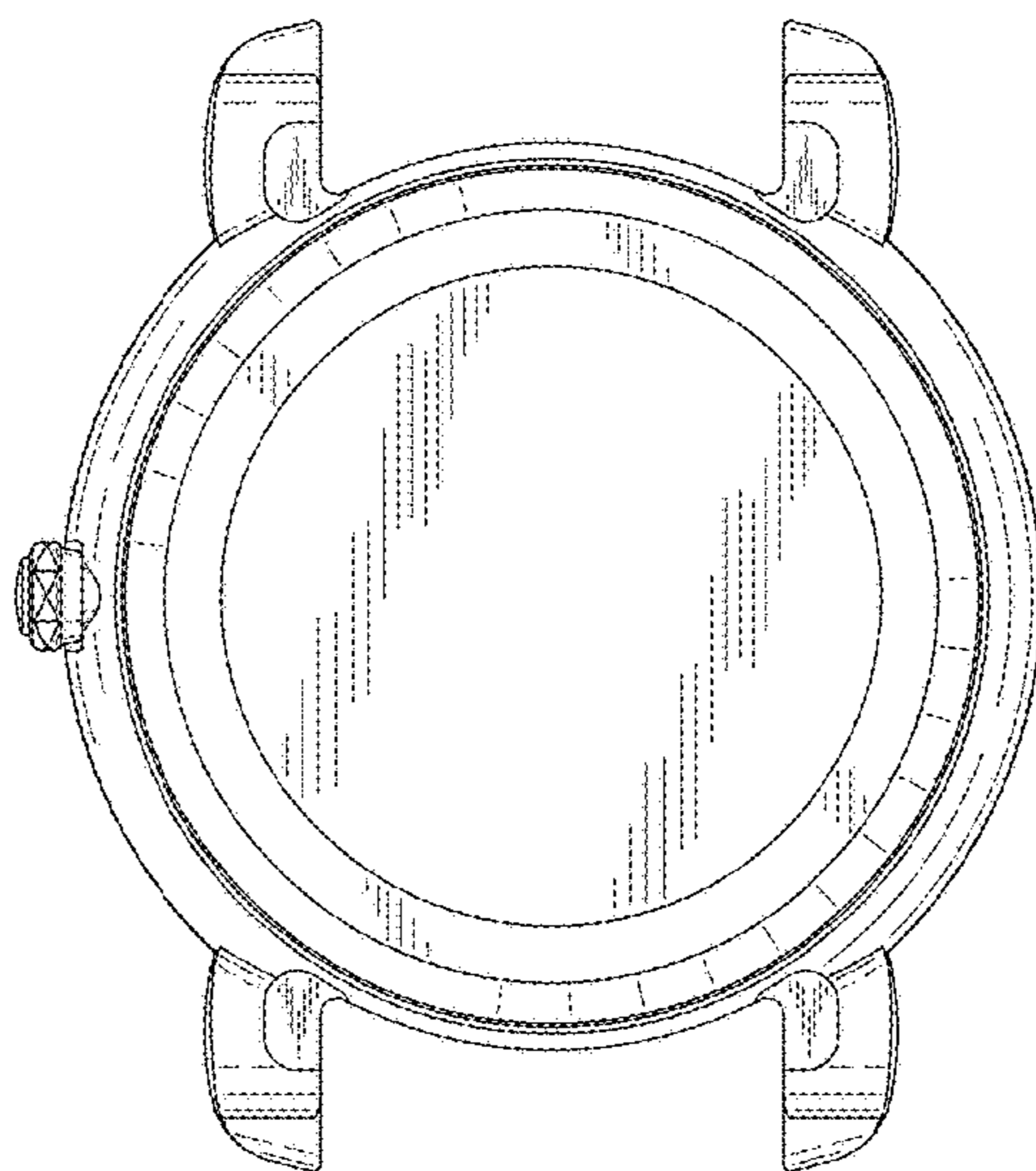


FIG. 6

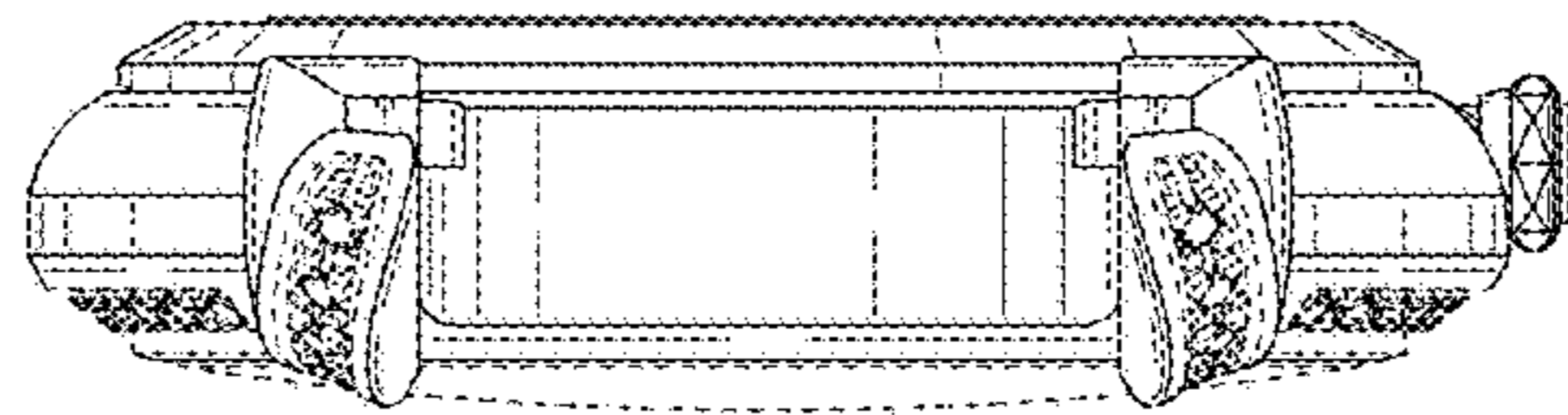


FIG. 7

