



US00D850290S

(12) **United States Design Patent**
Jones et al.

(10) **Patent No.:** **US D850,290 S**
(45) **Date of Patent:** **** Jun. 4, 2019**

- (54) **CARRIER**
- (71) Applicant: **Meso Scale Technologies, LLC.**,
Rockville, MD (US)
- (72) Inventors: **Eric Jones**, Frederick, MD (US);
Jennifer Parker, Frederick, MD (US);
Manish Kochar, Rockville, MD (US);
Peter Bosco, Rockville, MD (US)
- (73) Assignee: **MESO SCALE TECHNOLOGIES,**
LLC., Rockville, MD (US)
- (**) Term: **15 Years**
- (21) Appl. No.: **29/571,996**
- (22) Filed: **Jul. 22, 2016**
- (51) **LOC (11) Cl.** **09-01**
- (52) **U.S. Cl.**
USPC **D9/751**
- (58) **Field of Classification Search**
USPC D24/224-230; D9/737, 751, 752;
D7/550.1, 553.1, 553.4, 553.5, 553.6,
D7/701, 708.1, 621; D3/224, 315;
422/562, 561, 563, 463, 560, 564;
211/74, 70.1; 206/443
CPC B01L 9/06; B01L 9/065; B01L 2200/025;
B01L 3/50853; B01L 9/50; G01N 35/025;
G01N 35/1002; G01N 2035/0443; A47B
81/007; A47G 23/0616; B65B 51/043;
B65D 33/1625; B65D 85/20
See application file for complete search history.

- (56) **References Cited**
U.S. PATENT DOCUMENTS
D194,199 S * 12/1962 Poupitch 206/159
3,164,250 A * 1/1965 Paxton B65B 51/043
206/343
D238,657 S * 2/1976 Erickson D9/752

- 4,506,796 A * 3/1985 Thompson A47B 81/007
108/55.3
- D281,565 S * 12/1985 Stourton 248/229.16
- 5,655,673 A * 8/1997 Weterrings A47B 81/00
211/74
- 5,752,608 A * 5/1998 Dingeldein B65D 59/00
211/194
- D413,390 S * 8/1999 Southern D24/216
- D446,093 S * 8/2001 Moon D7/708
- D473,757 S * 4/2003 Schwartz D7/553.1
- D548,073 S * 8/2007 Peaslee D9/434
- D560,981 S * 2/2008 Tsui D7/708.1
- D622,678 S * 8/2010 Hsieh D13/180
- D643,500 S * 8/2011 Sanders D22/199
- D685,971 S * 7/2013 Thibault D32/54
- D708,983 S * 7/2014 Wolfenden D11/143
- D721,598 S * 1/2015 Borg D9/752
- D722,891 S * 2/2015 Borg D9/752
- D762,985 S * 8/2016 Schiller D3/328
- D799,716 S * 10/2017 Jones D24/230
- D812,440 S * 3/2018 Selvaggio D7/708.1
- D816,341 S * 5/2018 Schiller D3/328

(Continued)

Primary Examiner — Cathron C Brooks
Assistant Examiner — W. A. Teddy Falloway
(74) *Attorney, Agent, or Firm* — Scully, Scott, Murphy & Presser, P.C.

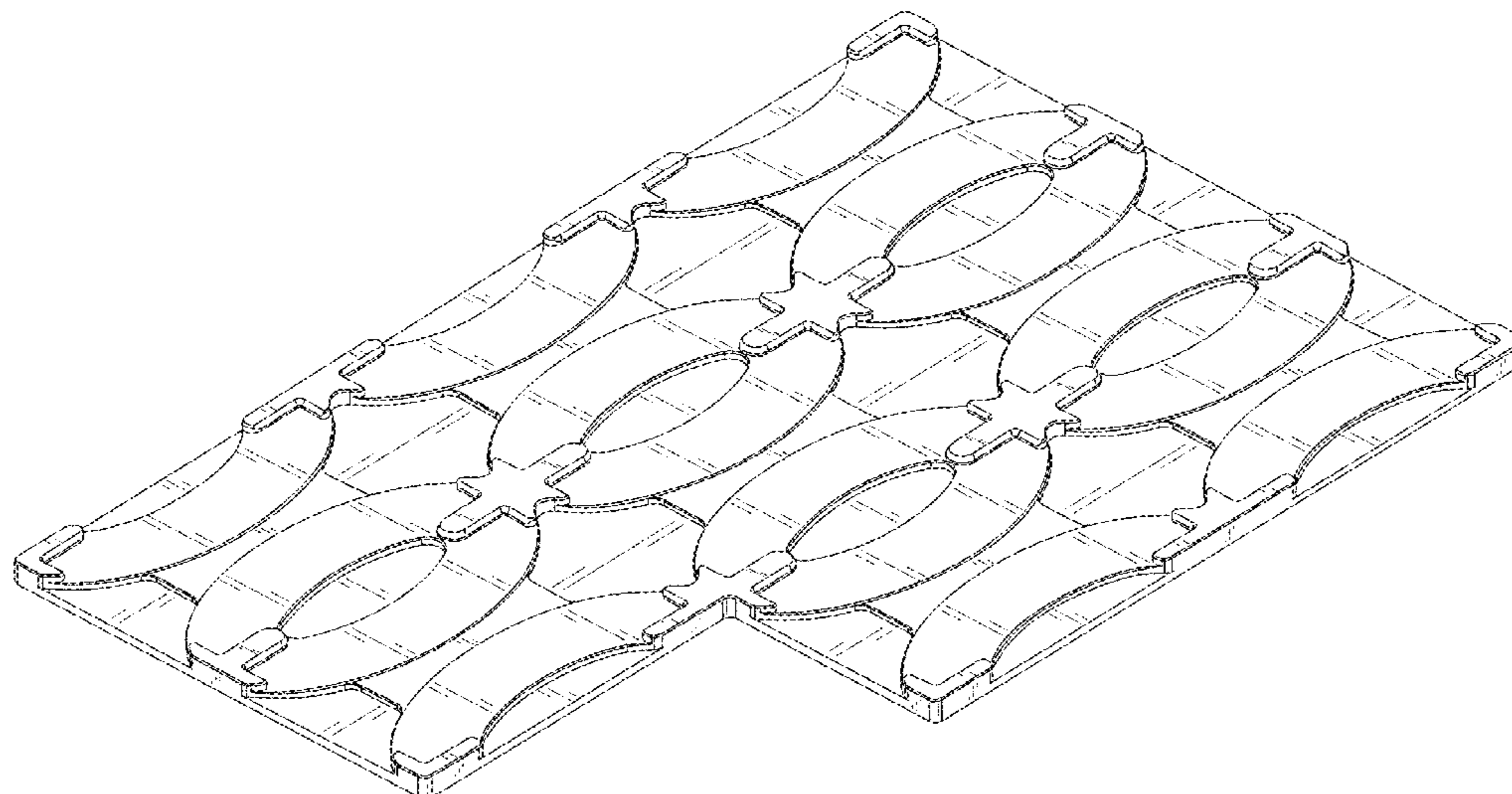
(57) **CLAIM**

The ornamental design for the carrier, as shown and described.

DESCRIPTION

FIG. 1 is a perspective view of the carrier of our new and ornamental design;
FIG. 2 is top view thereof;
FIG. 3 is a side view thereof;
FIG. 4 is an alternate side view thereof;
FIG. 5 is an alternate side view thereof; and,
FIG. 6 is an alternate side view thereof.

1 Claim, 2 Drawing Sheets



(56)

References Cited

U.S. PATENT DOCUMENTS

2006/0073072 A1* 4/2006 Rudloff G01N 35/1002
435/400
2009/0188144 A1* 7/2009 Ludlow G09F 3/04
40/665
2010/0116704 A1* 5/2010 Longley A47G 23/0208
206/427
2015/0132841 A1* 5/2015 Sampson B01L 3/50853
435/306.1

* cited by examiner

Fig. 1

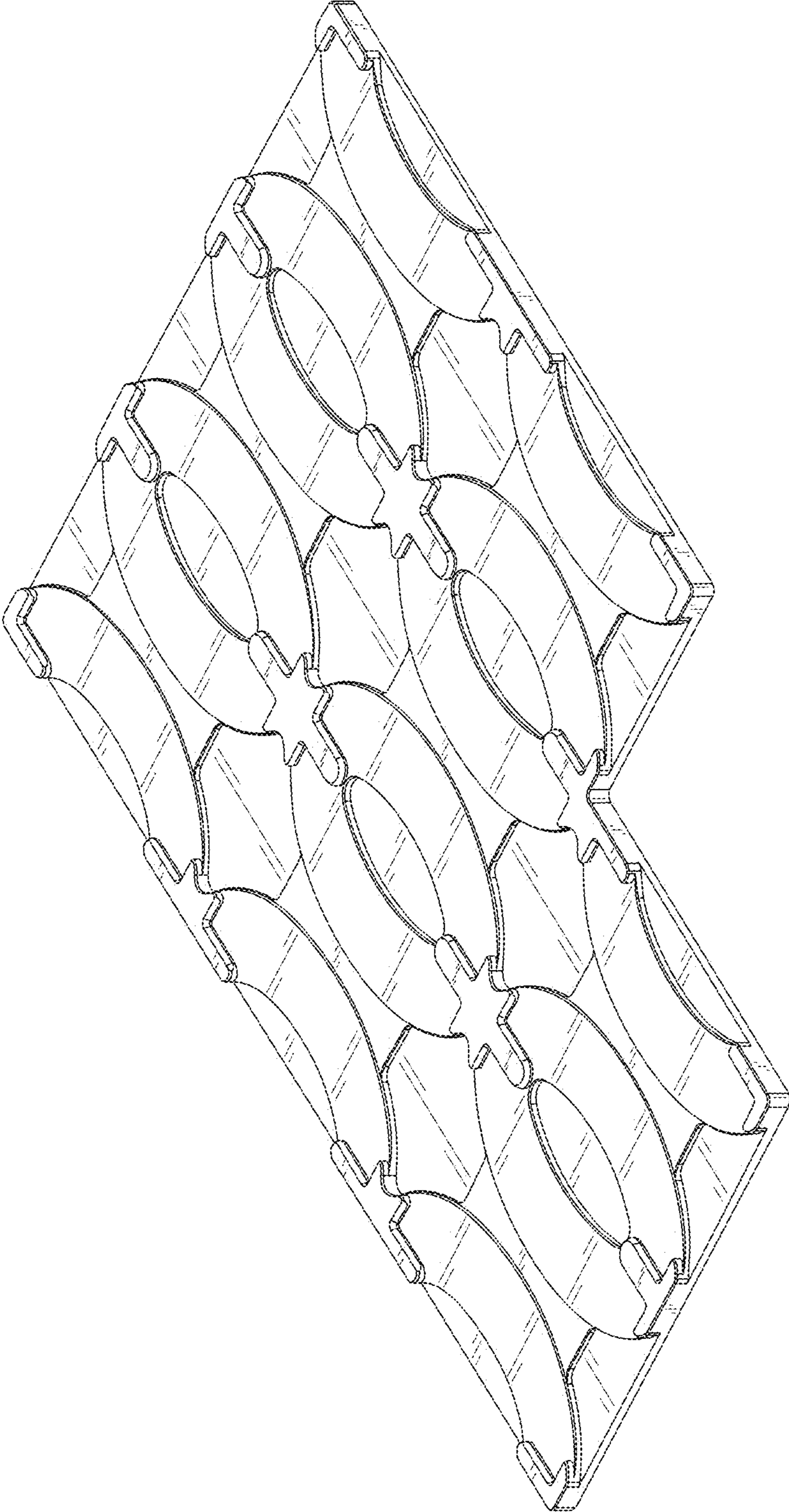


Fig. 3

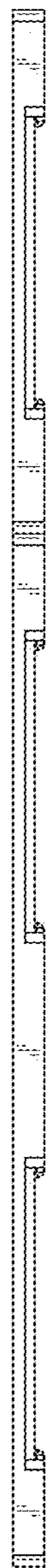


Fig. 2

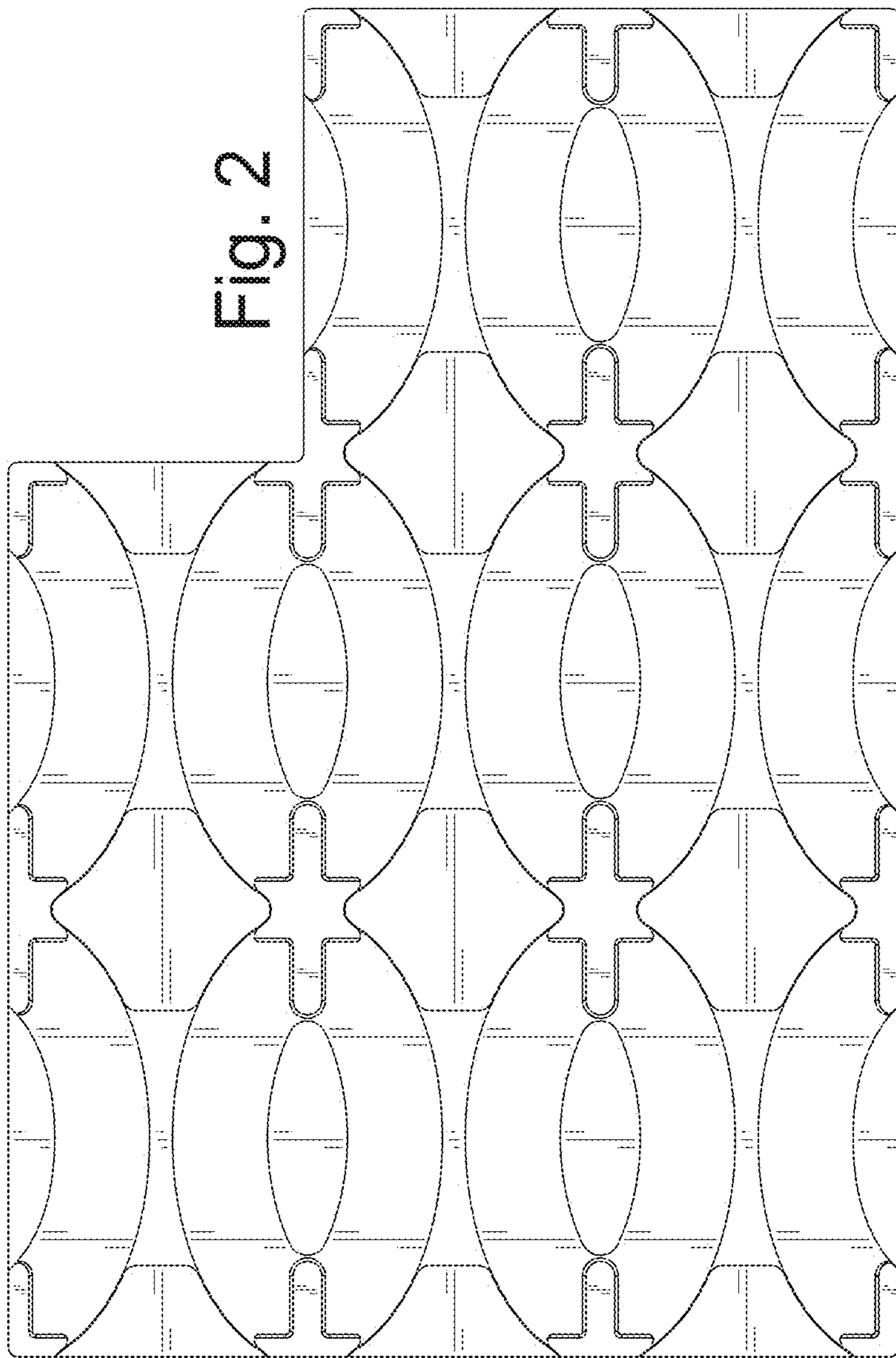


Fig. 4



Fig. 6

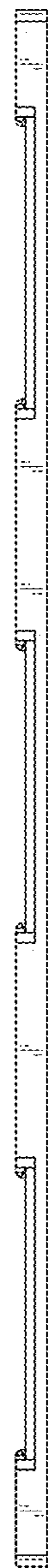


Fig. 5