



US00D850255S

(12) **United States Design Patent** (10) **Patent No.:** **US D850,255 S**
Petersson et al. (45) **Date of Patent:** **** Jun. 4, 2019**

(54) **BAG CARRIER**
(71) Applicant: **Combigrip, LLC**, Miami Beach, FL (US)
(72) Inventors: **Ronnie Petersson**, Miami Beach, FL (US); **Andrzej Dzienski**, Miami Beach, FL (US)
(**) Term: **15 Years**
(21) Appl. No.: **29/647,583**
(22) Filed: **May 14, 2018**
(51) **LOC (11) Cl.** **09-07**
(52) **U.S. Cl.**
USPC **D9/434**
(58) **Field of Classification Search**
USPC D9/414, 416, 425, 434, 435, 436, 438, D9/439, 440, 442, 443, 446-450, D9/452-457, 499, 503-505, 682, 685, D9/686; D7/387, 391, 392, 392.1, 393, D7/394, 396.1-396.4, 401.1, 503-505, D7/509-511, 538, 900; D3/201, 202, D3/203.2, 318; D28/91, 91.1
CPC .. A61J 1/00; A61J 1/1412; B65D 1/00; B65D 1/02; B65D 1/10; B65D 1/46; B65D 2585/56; B65D 2585/545; B65D 41/00; B65D 41/38; B65D 41/56; B65D 41/62; B65D 47/00; B65D 47/06; B65D 47/08; B65D 2543/00046; B65D 2543/00092; B65D 2543/00296; B65D 5/46; B65D 2251/00
See application file for complete search history.

D340,863 S * 11/1993 Daigle 294/137
D374,620 S * 10/1996 McQuade D9/434
D386,409 S * 11/1997 Santini D9/434
D388,326 S * 12/1997 Gurry D9/434
D400,785 S * 11/1998 Randall D9/434
D417,393 S * 12/1999 DiMeo D9/434
D441,653 S * 5/2001 LeRoux D9/434
D448,665 S * 10/2001 Lenczowski D9/434
D458,130 S * 6/2002 Ronne D9/434
D463,279 S * 9/2002 Piazza D9/434
6,499,781 B1 * 12/2002 Flynn A45F 3/10
294/159
D497,255 S * 10/2004 Scola D3/328
D548,073 S * 8/2007 Peaslee D9/434
D595,130 S * 6/2009 Bizzell D9/434
D643,991 S * 8/2011 Miller D34/28
D697,403 S * 1/2014 Rendo D9/434
D702,120 S * 4/2014 Rendo D9/434
D702,550 S * 4/2014 Rendo D9/434
D709,760 S * 7/2014 Castell, Jr. D9/434
D748,473 S * 2/2016 Rendo D9/434
D752,867 S * 4/2016 Morszeck D3/318

(Continued)

Primary Examiner — Michael A. Pratt
Assistant Examiner — Wendy L Arminio
(74) *Attorney, Agent, or Firm* — Christopher J. VanDam, PA; Chris Vandam

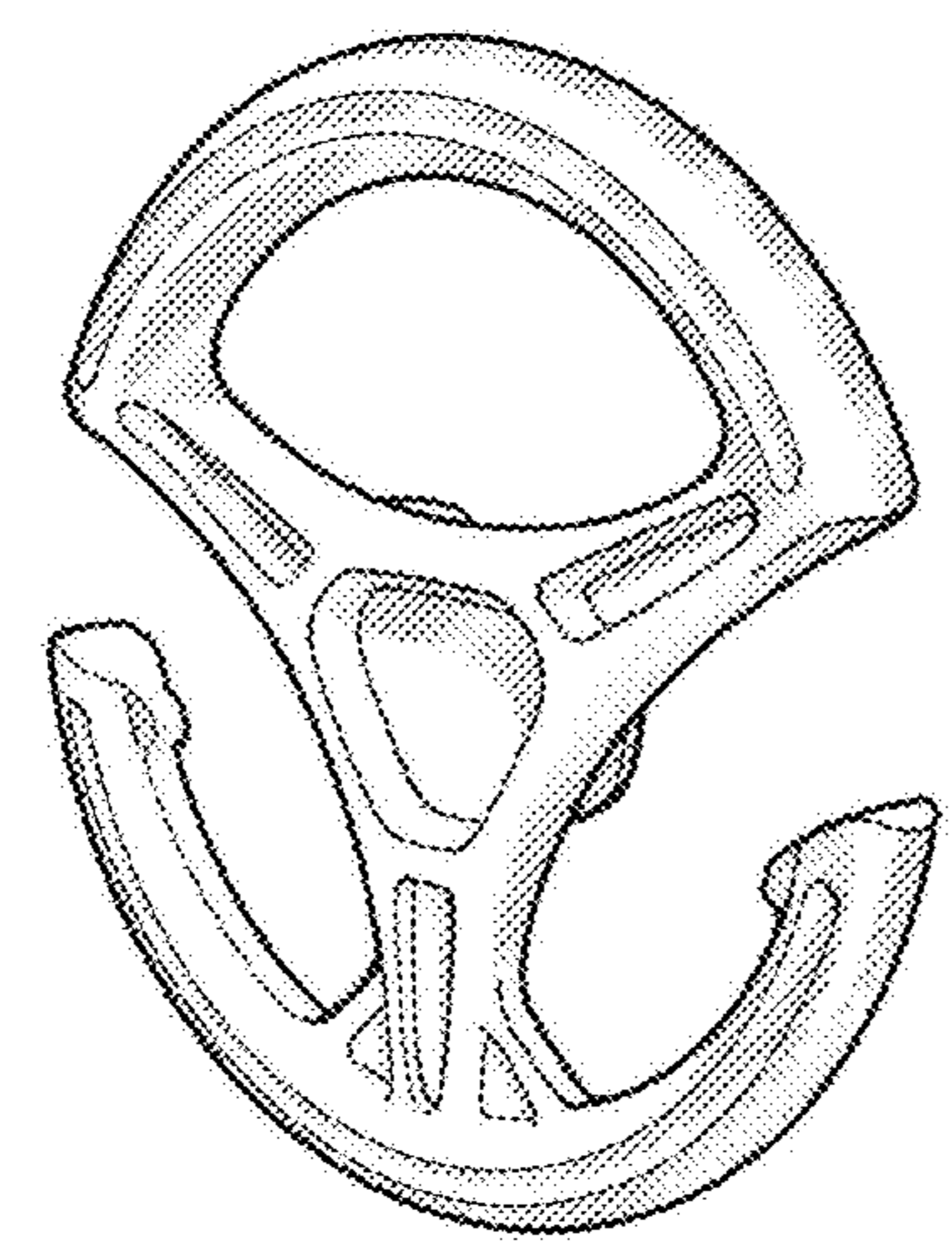
(57) **CLAIM**
The ornamental design for a bag carrier, as shown and described.

DESCRIPTION

FIG. 1 shows a front elevation view of a bag carrier.
FIG. 2 shows a rear elevation view of the bag carrier.
FIG. 3 shows a side elevation view of the bag carrier.
FIG. 4 shows a perspective view of the bag carrier.
FIG. 5 shows a perspective view of the bag carrier.
FIG. 6 shows a perspective view of the bag carrier.
FIG. 7 shows a perspective view of the bag carrier; and,
FIG. 8 shows a perspective view of the bag carrier.

1 Claim, 8 Drawing Sheets

(56) **References Cited**
U.S. PATENT DOCUMENTS
D137,712 S * 4/1944 Miano 294/170
D269,253 S * 6/1983 Gagnon 294/137
D336,732 S * 6/1993 Joyner 294/137



(56)

References Cited

U.S. PATENT DOCUMENTS

9,743,746 B2 * 8/2017 Martinez A45F 5/1026
D818,808 S * 5/2018 Barnett D8/394

* cited by examiner

Fig.1

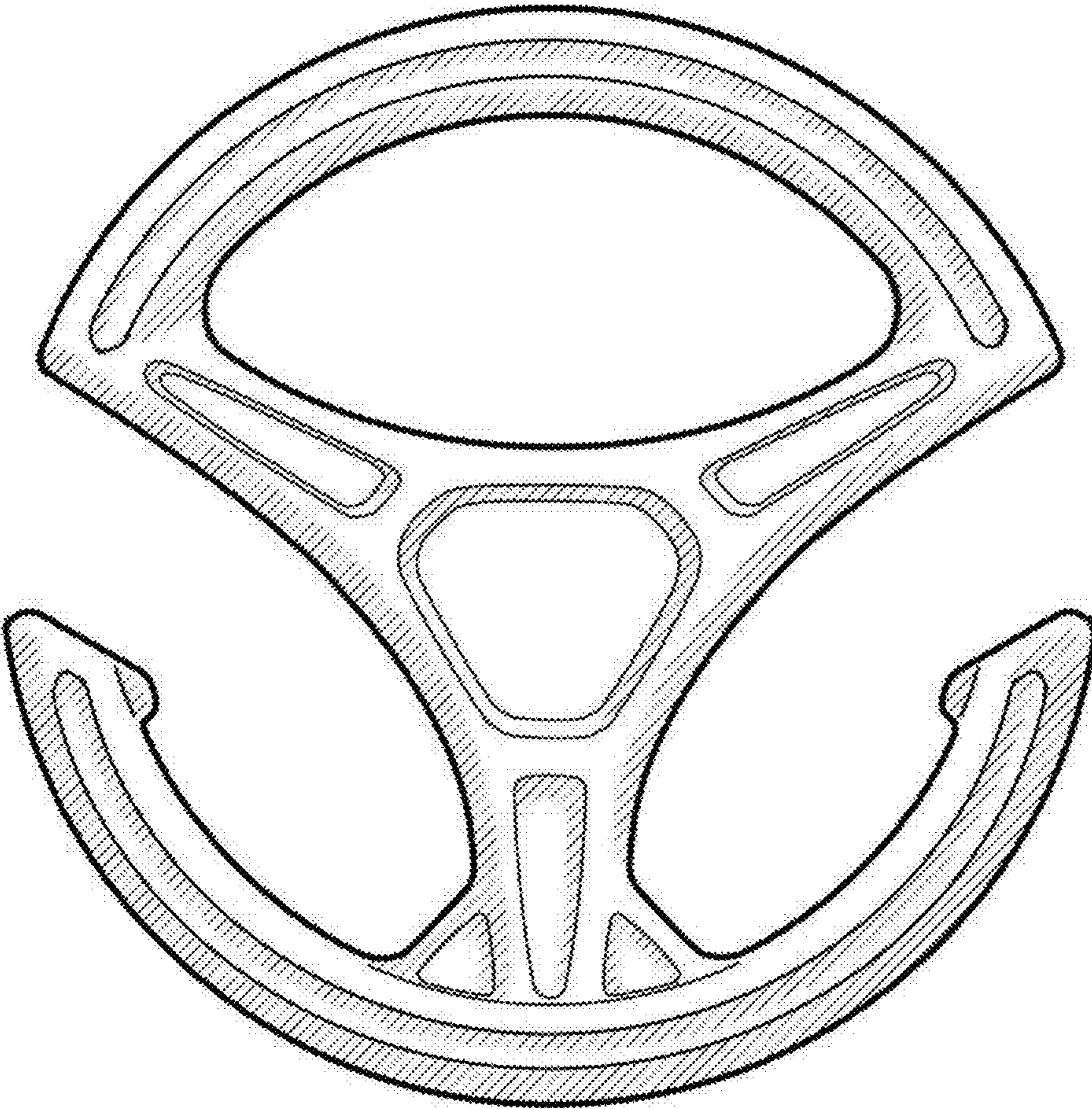


Fig.2

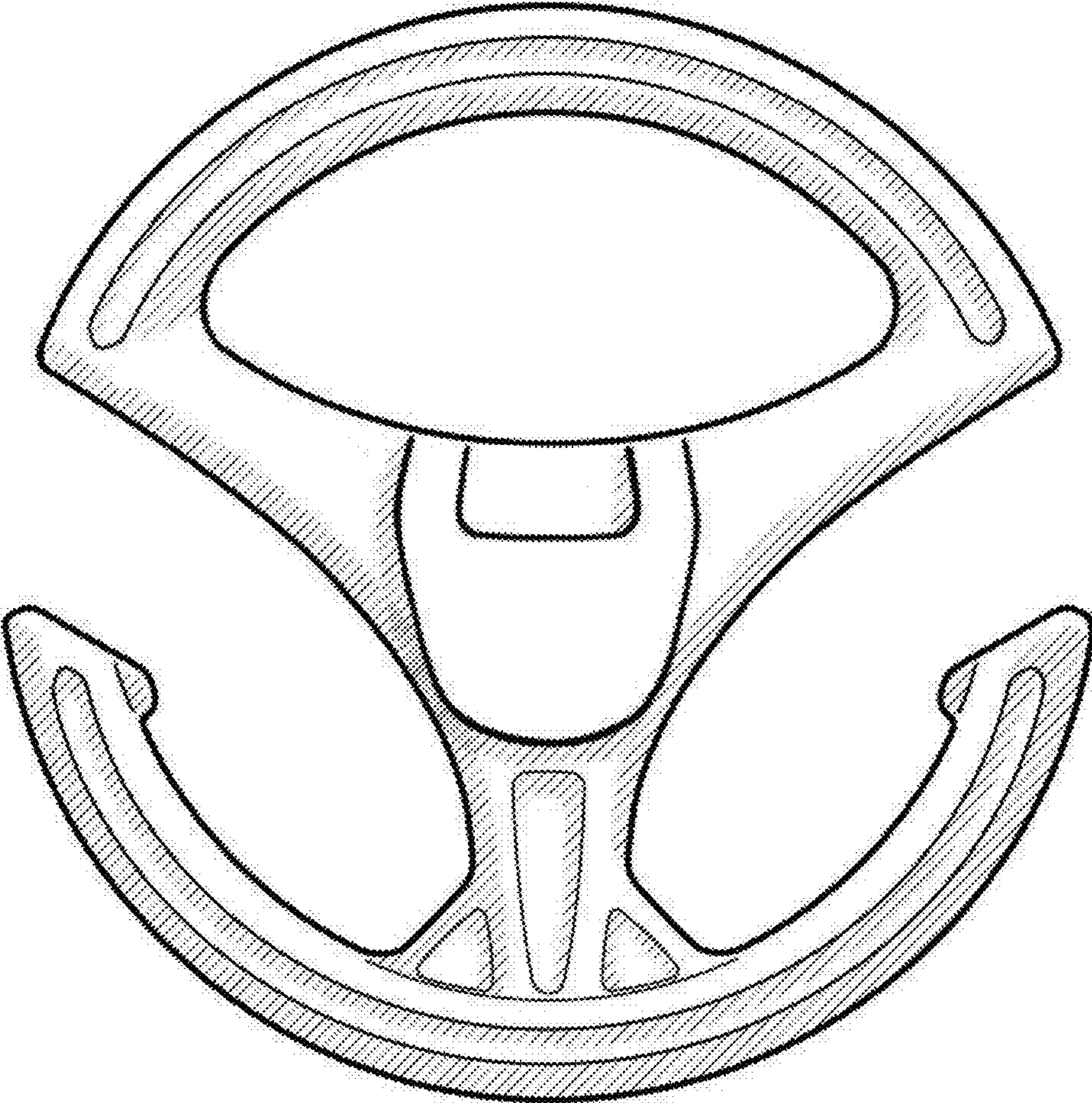


Fig.3

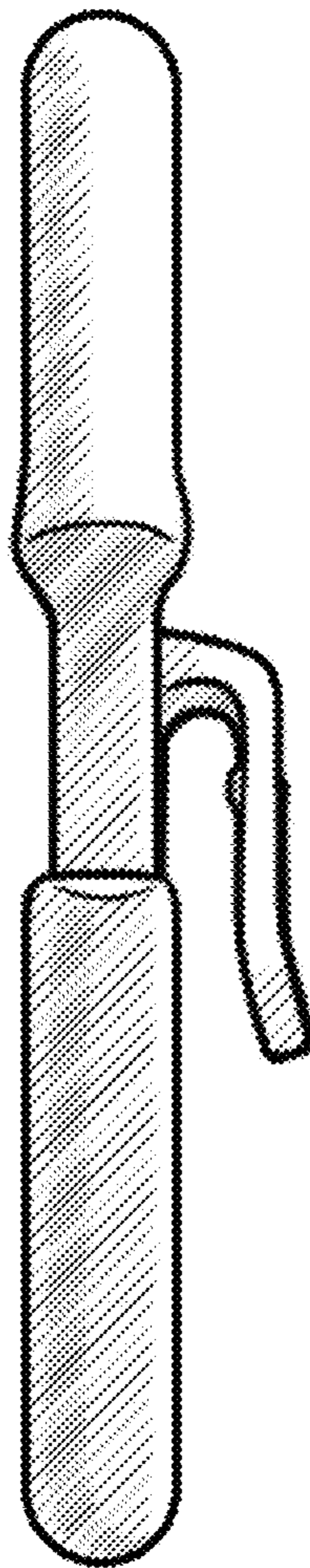


Fig.4

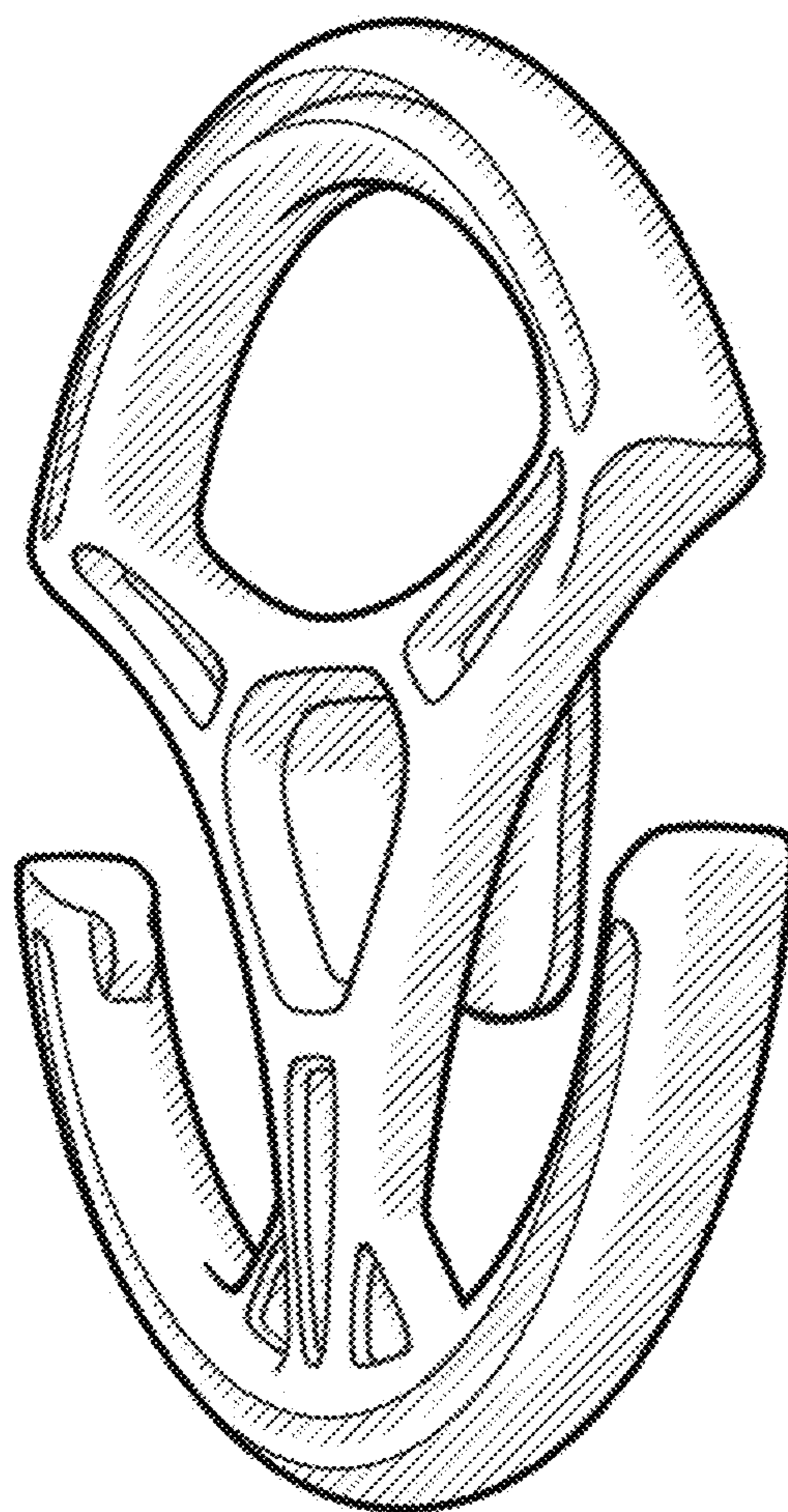


Fig.5

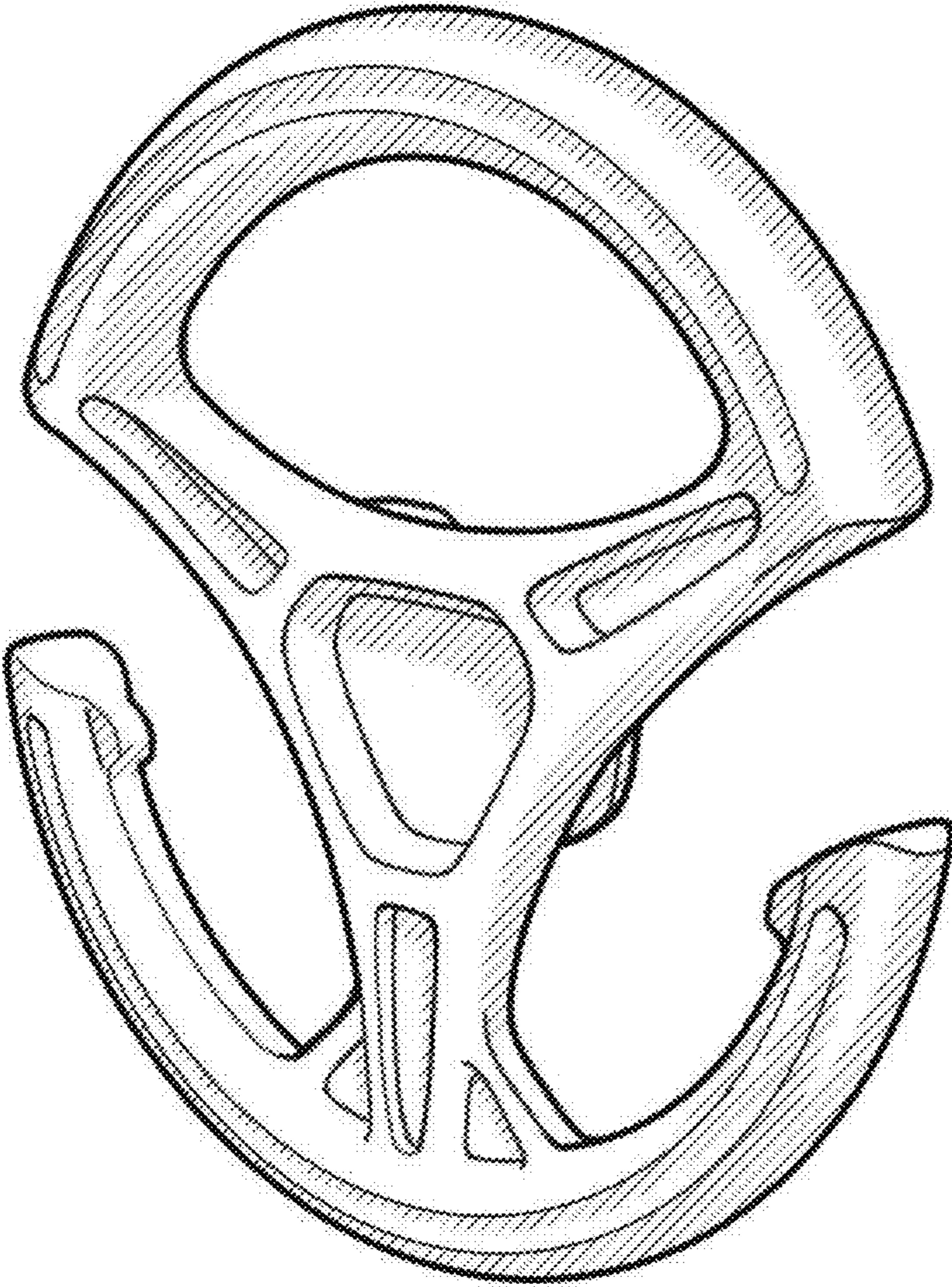


Fig.6

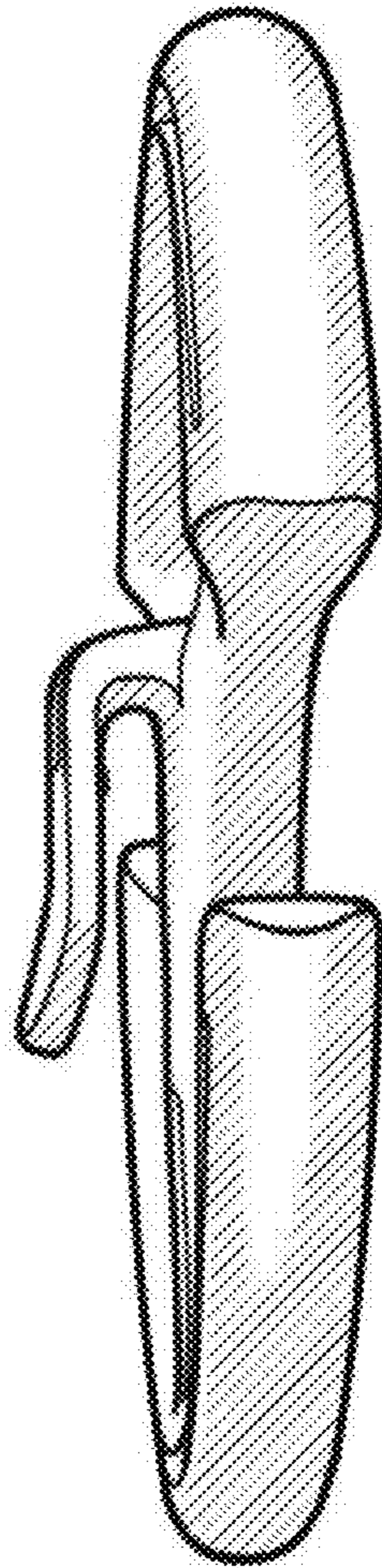


Fig.7

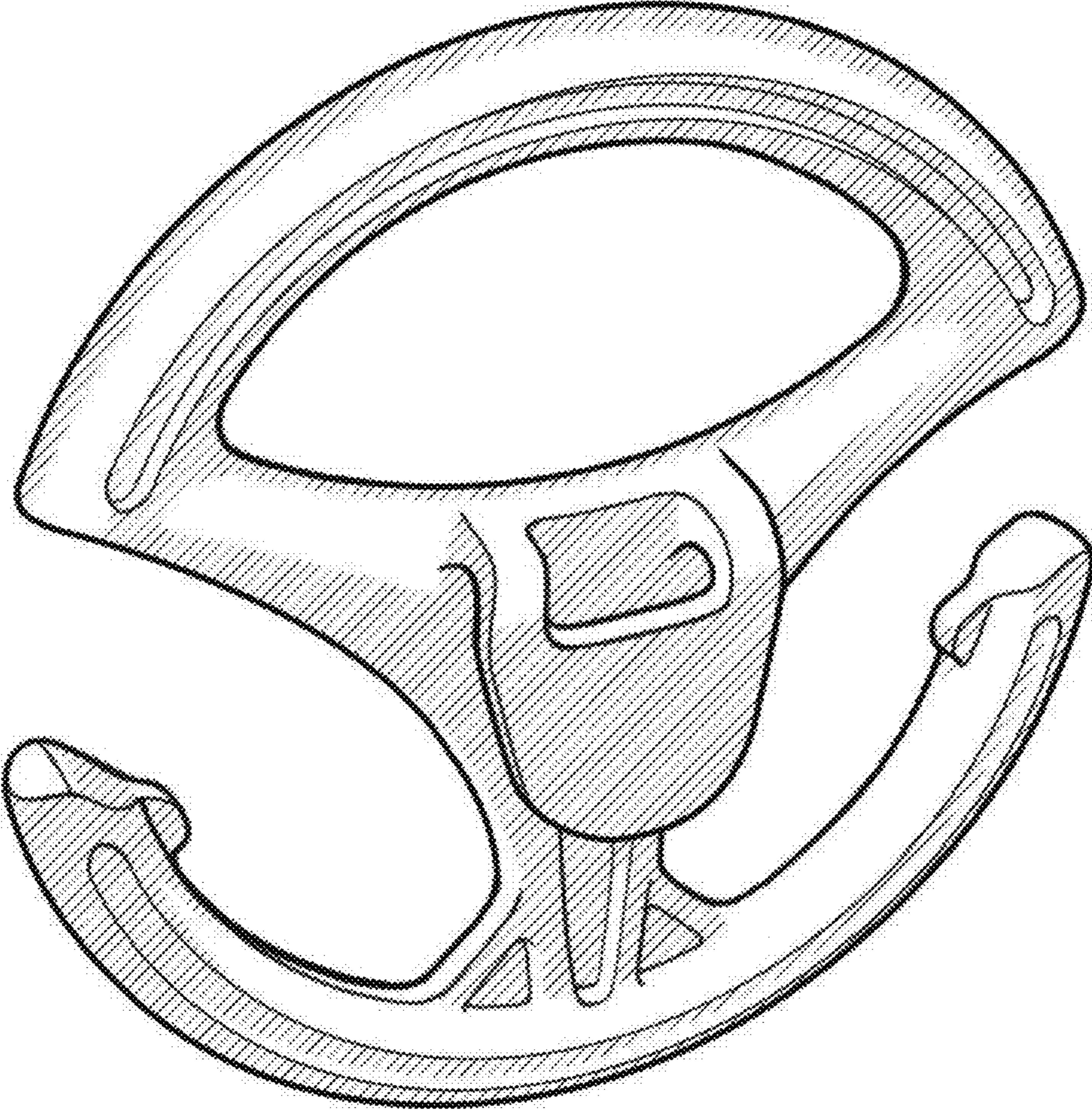


Fig.8

