



US00D850254S

(12) **United States Design Patent** (10) **Patent No.:** **US D850,254 S**
Uetsuki et al. (45) **Date of Patent:** **** Jun. 4, 2019**

(54) **CAP FOR CONTAINER**
(71) Applicant: **Kobayashi Pharmaceutical Co., Ltd.**,
Osaka-shi (JP)
(72) Inventors: **Hidetomo Uetsuki**, Osaka (JP);
Tomonori Shinkoda, Osaka (JP);
Satoru Komiyama, Osaka (JP)
(73) Assignee: **Kobayashi Pharmaceutical Co., Ltd.**
(JP)
(**) Term: **15 Years**
(21) Appl. No.: **29/640,588**
(22) Filed: **Mar. 15, 2018**
(30) **Foreign Application Priority Data**
Sep. 15, 2017 (JP) 2017-020268
(51) **LOC (11) Cl.** **09-07**
(52) **U.S. Cl.**
USPC **D9/434**
(58) **Field of Classification Search**
USPC D9/414, 416, 425, 434, 435, 436, 438,
D9/439, 440, 442, 443, 446-450,
D9/452-457, 499, 503-505, 682, 685,
D9/686; D7/387, 391, 392, 392.1, 393,
D7/394, 396.1-396.4, 401.1, 503-505,
D7/509-511, 538, 900; D3/201, 202,
D3/203.2, 318; D28/91, 91.1
CPC .. A61J 1/00; A61J 1/1412; B65D 1/00; B65D
1/02; B65D 1/10; B65D 1/46; B65D
2585/56; B65D 2585/545; B65D 41/00;
B65D 41/38; B65D 41/56; B65D 41/62;
B65D 47/00; B65D 47/06; B65D 47/08;
B65D 2543/00046; B65D 2543/00092;
B65D 2543/00296; B65D 5/46; B65D
2251/00

See application file for complete search history.

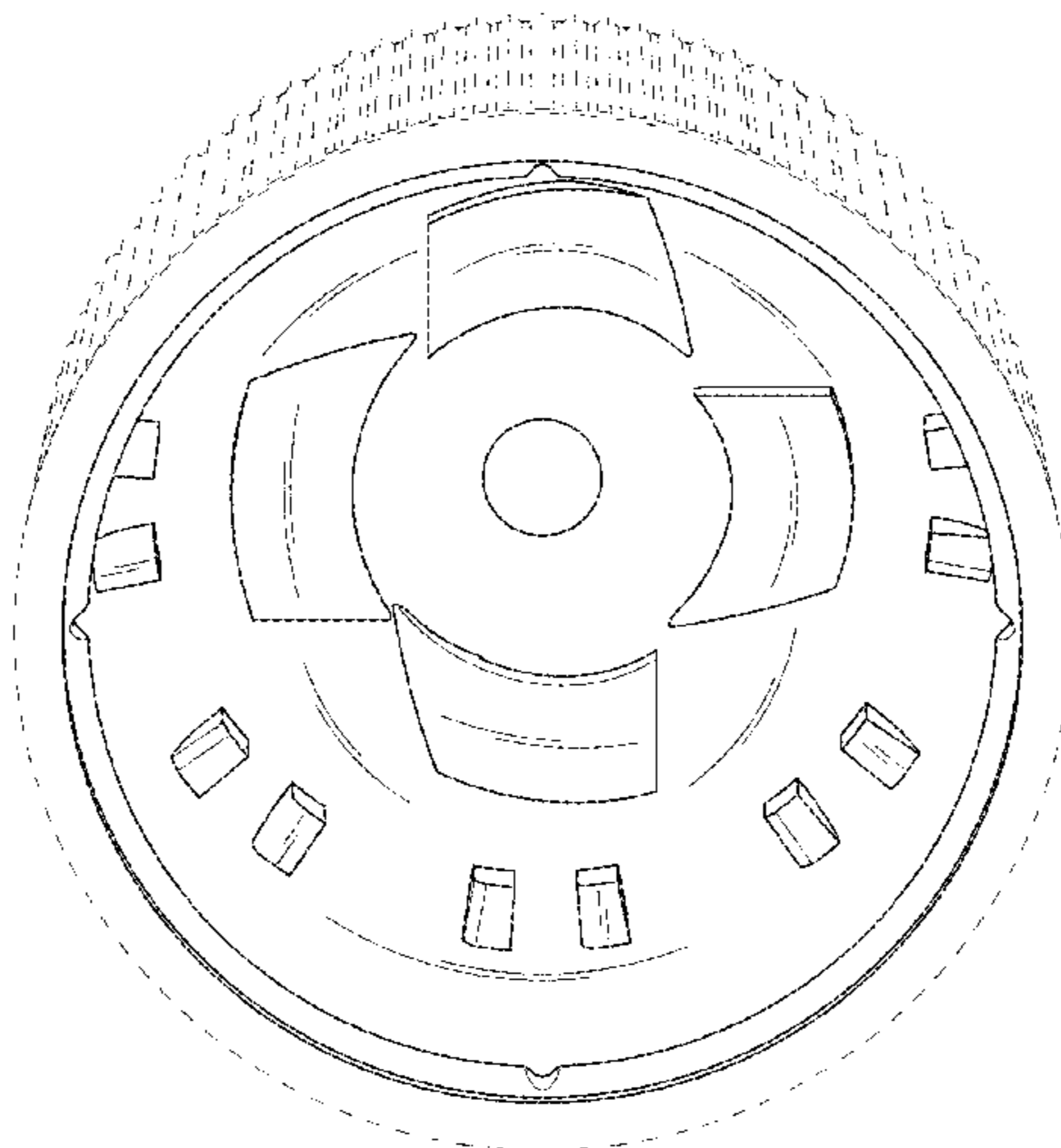
(56) **References Cited**
U.S. PATENT DOCUMENTS
3,857,505 A * 12/1974 Mumford B65D 50/041
215/220
4,375,862 A * 3/1983 Kurinsky B65D 43/0212
220/293
D311,868 S * 11/1990 Armstrong D9/452
5,020,681 A * 6/1991 Kusz B65D 50/041
215/220
D327,849 S * 7/1992 Armstrong D9/435
(Continued)

OTHER PUBLICATIONS
U.S. Appl. No. 29/640,583, filed Mar. 15, 2018. (Unpublished).
Primary Examiner — Michael A. Pratt
Assistant Examiner — Wendy L Arminio
(74) *Attorney, Agent, or Firm* — Saidman DesignLaw
Group, LLC

(57) **CLAIM**
The ornamental design for a cap for container, as shown and
described.

DESCRIPTION
FIG. 1 is a perspective view of a cap for container showing
our new design;
FIG. 2 is a front view thereof;
FIG. 3 is a rear view thereof;
FIG. 4 is a left side view thereof;
FIG. 5 is a right side view thereof;
FIG. 6 is a top view thereof;
FIG. 7 is a bottom view thereof;
FIG. 8 is a cross-sectional view taken along line 8-8 of FIG.
7; and,
FIG. 9 is a cross-sectional view taken along line 9-9 of FIG.
7.
The broken lines illustrate structure or features which form
no part of the claimed design.

1 Claim, 9 Drawing Sheets



(56)

References Cited

U.S. PATENT DOCUMENTS

5,147,052 A * 9/1992 Minette B65D 50/041
 215/215
 D364,564 S * 11/1995 Moore D9/429
 5,588,545 A * 12/1996 King B65D 1/02
 215/216
 5,743,419 A 4/1998 King
 D397,612 S * 9/1998 Lipnick D9/445
 D508,204 S * 8/2005 Pitman D9/452
 D520,874 S * 5/2006 Gross D9/452
 D600,120 S * 9/2009 Kawamura D9/452
 D616,090 S * 5/2010 Kawamura D24/127
 D638,294 S * 5/2011 Heidel D9/452
 D642,467 S * 8/2011 Knutson D9/443
 D679,592 S * 4/2013 Stull, Sr. D9/452
 D682,103 S * 5/2013 Jedlicka D9/452
 8,474,634 B1 7/2013 Branson et al.
 D722,689 S * 2/2015 Miceli D24/127
 D738,491 S * 9/2015 Foley D24/121
 D755,633 S * 5/2016 Baughman D9/452
 D799,961 S * 10/2017 Yu D9/452
 D806,544 S * 1/2018 Williams D9/445
 9,902,535 B2 * 2/2018 Faragher B65D 50/041
 D817,760 S * 5/2018 Petrosino D9/452
 2011/0147334 A1 * 6/2011 Mettu B65D 50/041
 215/219
 2012/0138561 A1 * 6/2012 Brozell B65D 50/041
 215/220

* cited by examiner

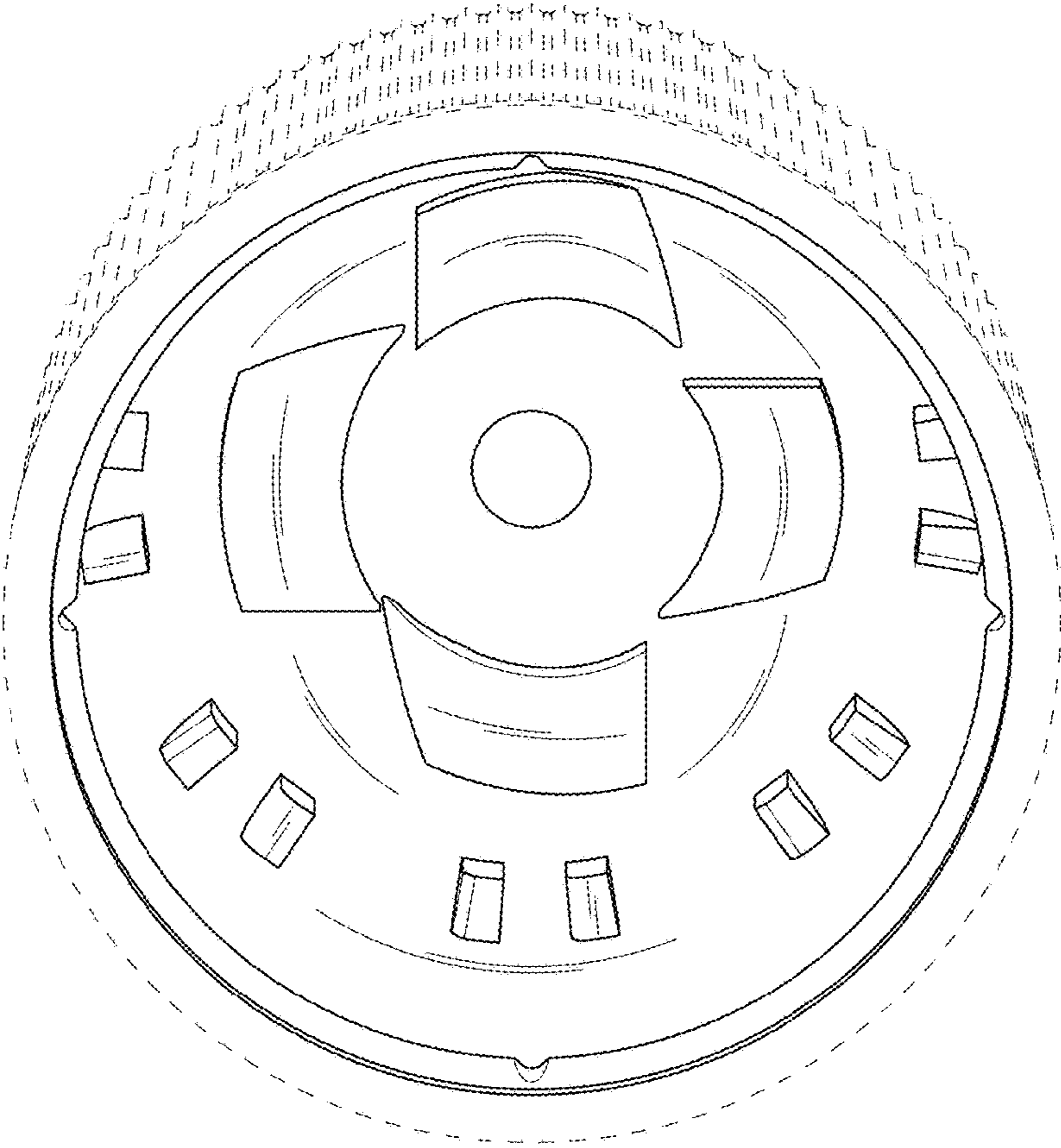


FIG.1

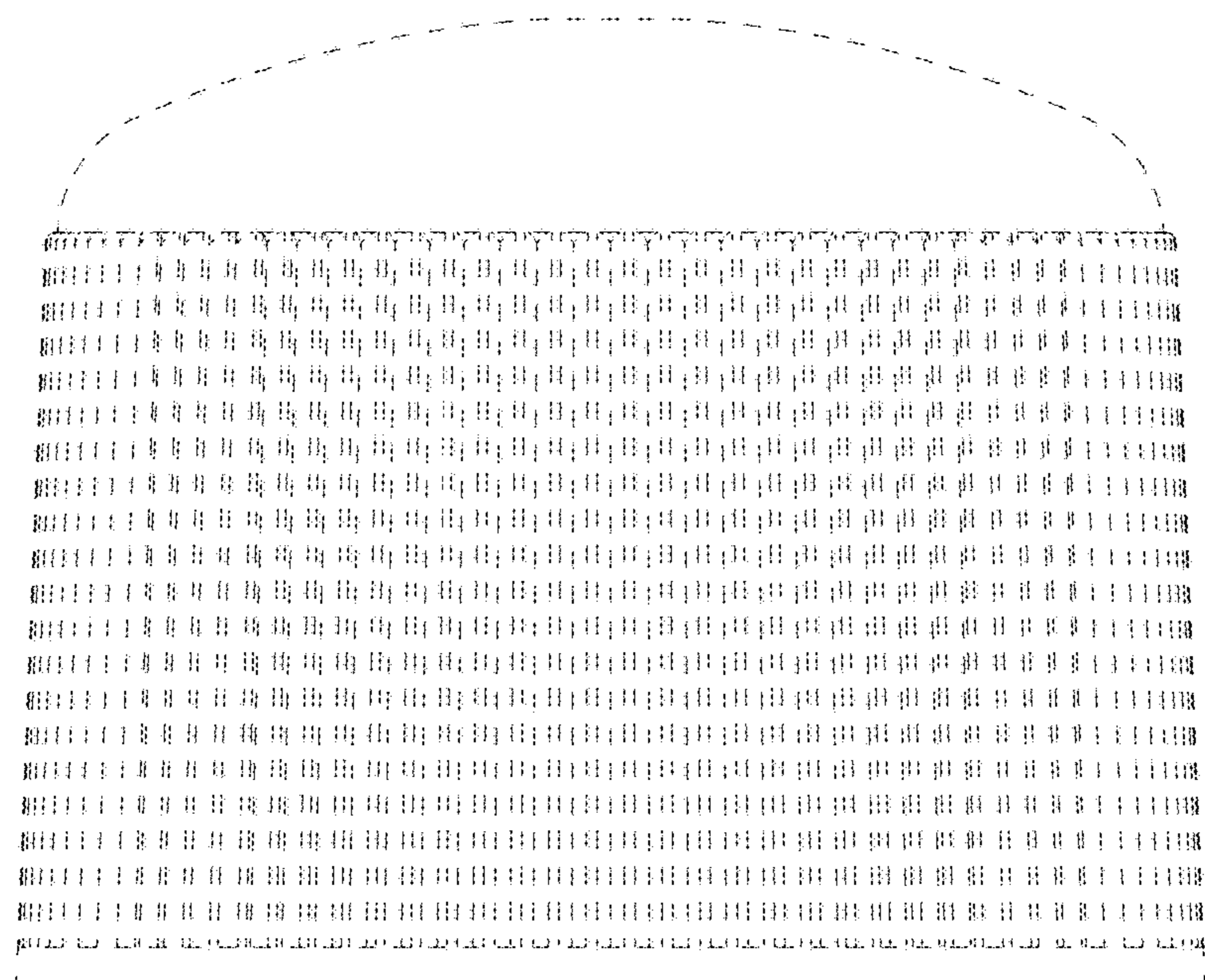


FIG.2

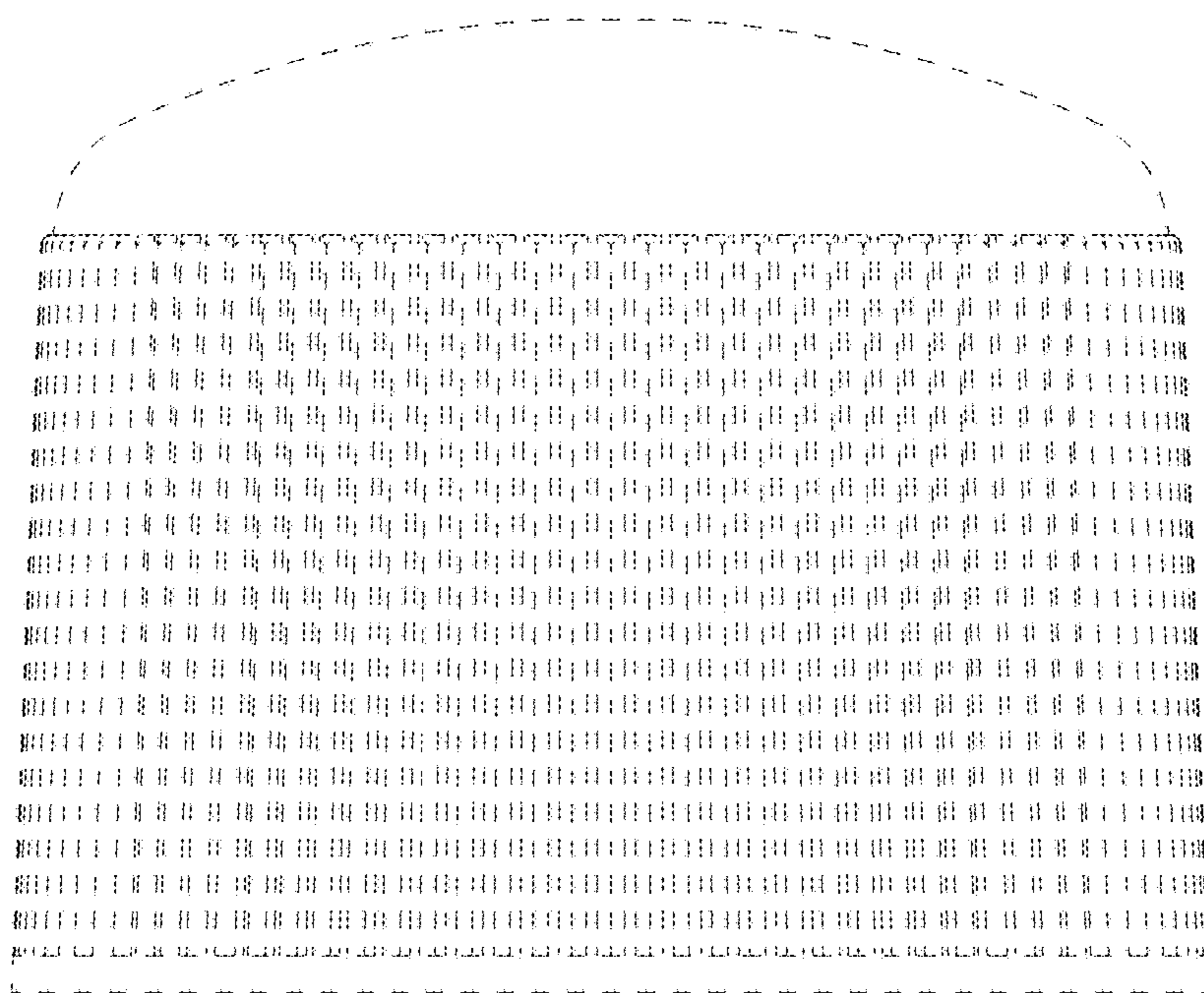


FIG.3

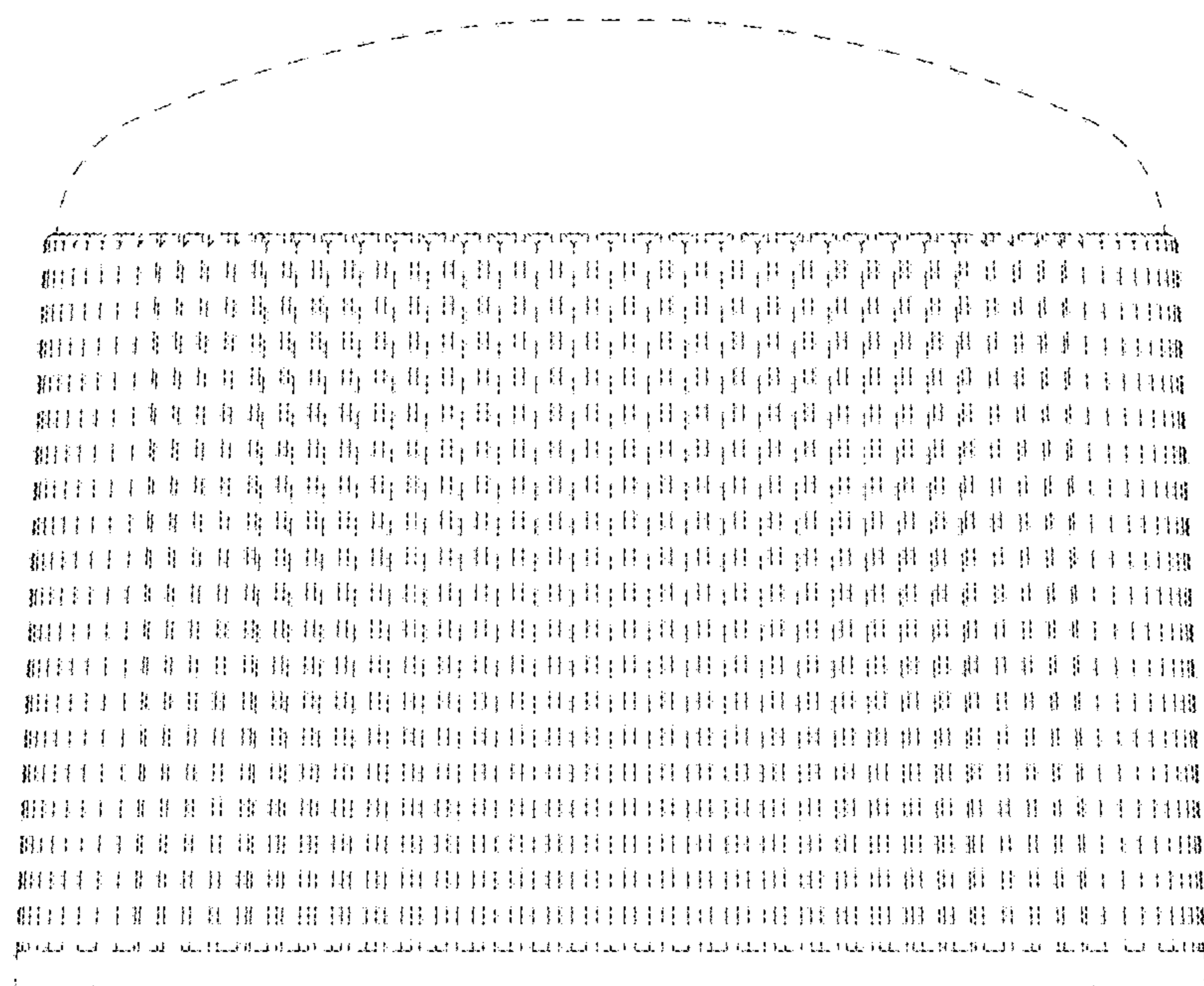


FIG.4

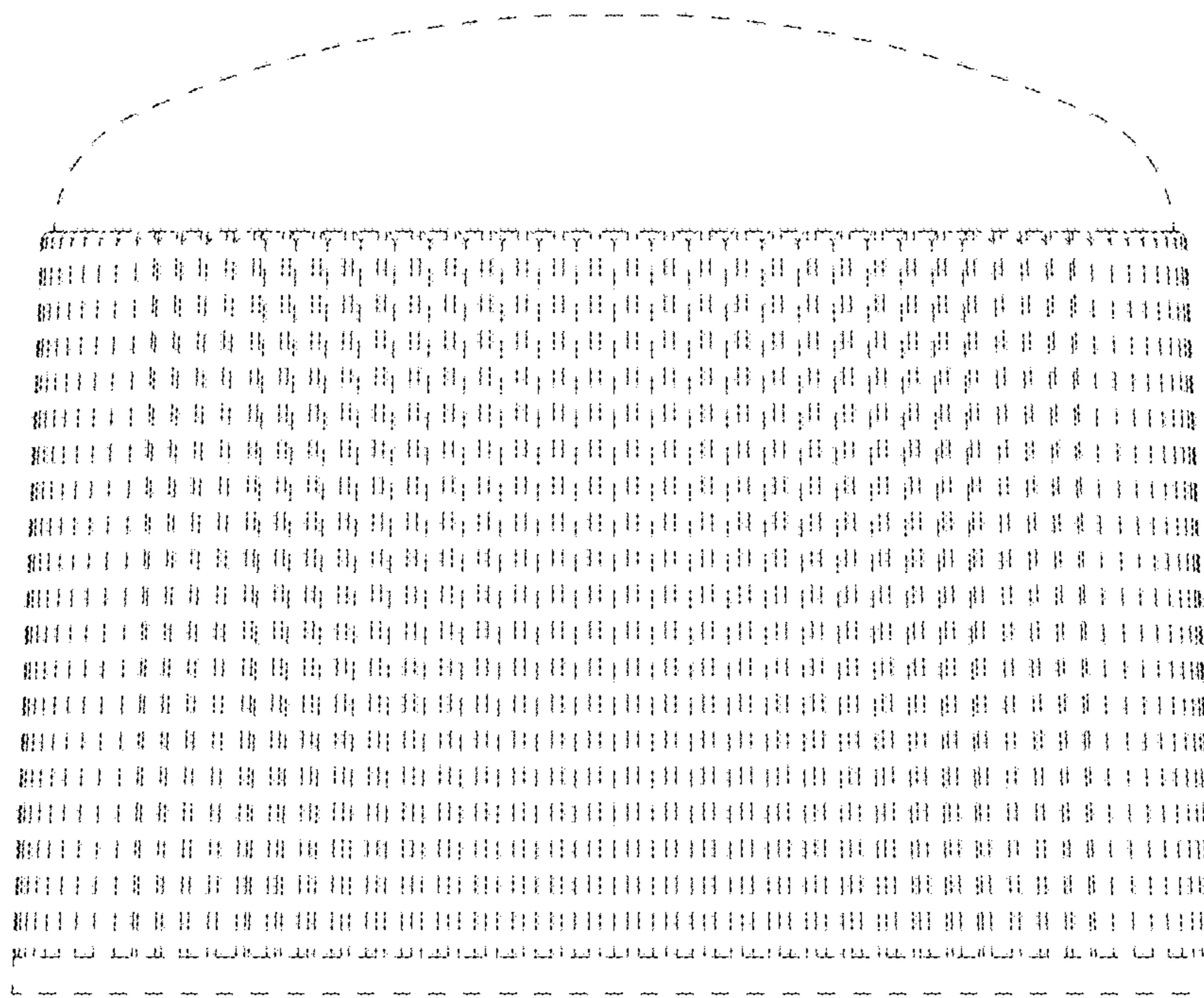


FIG. 5

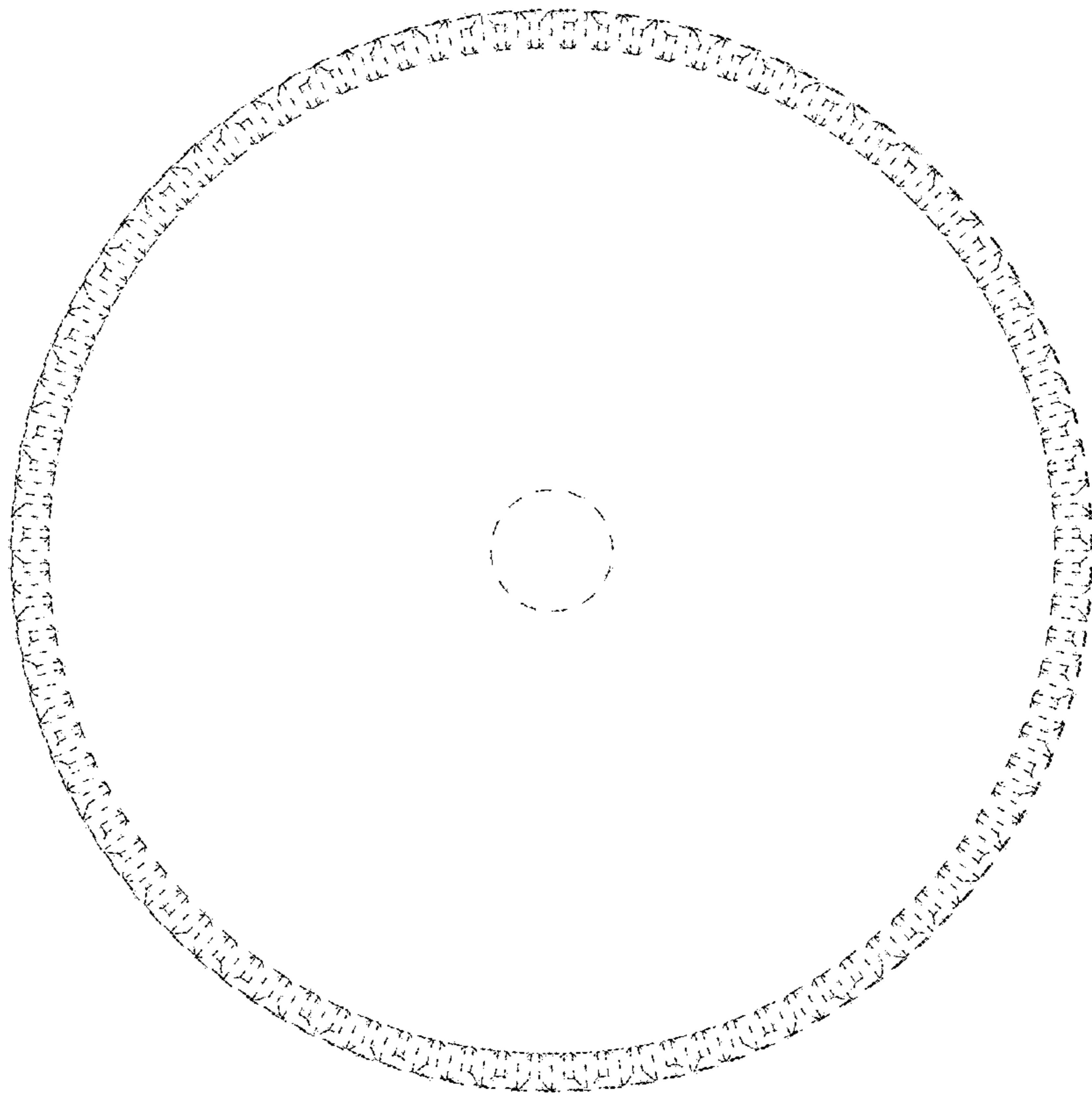


FIG.6

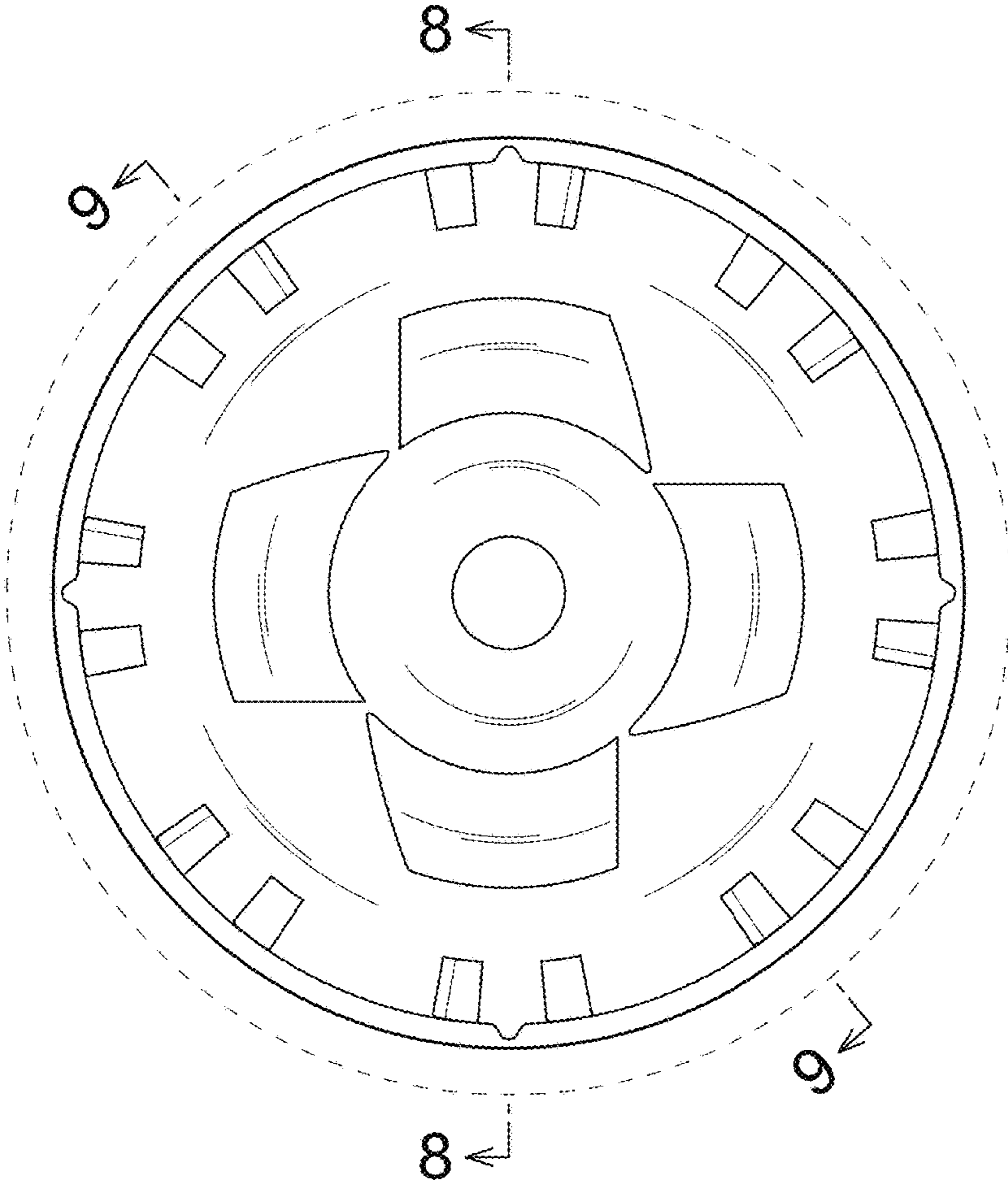


FIG.7

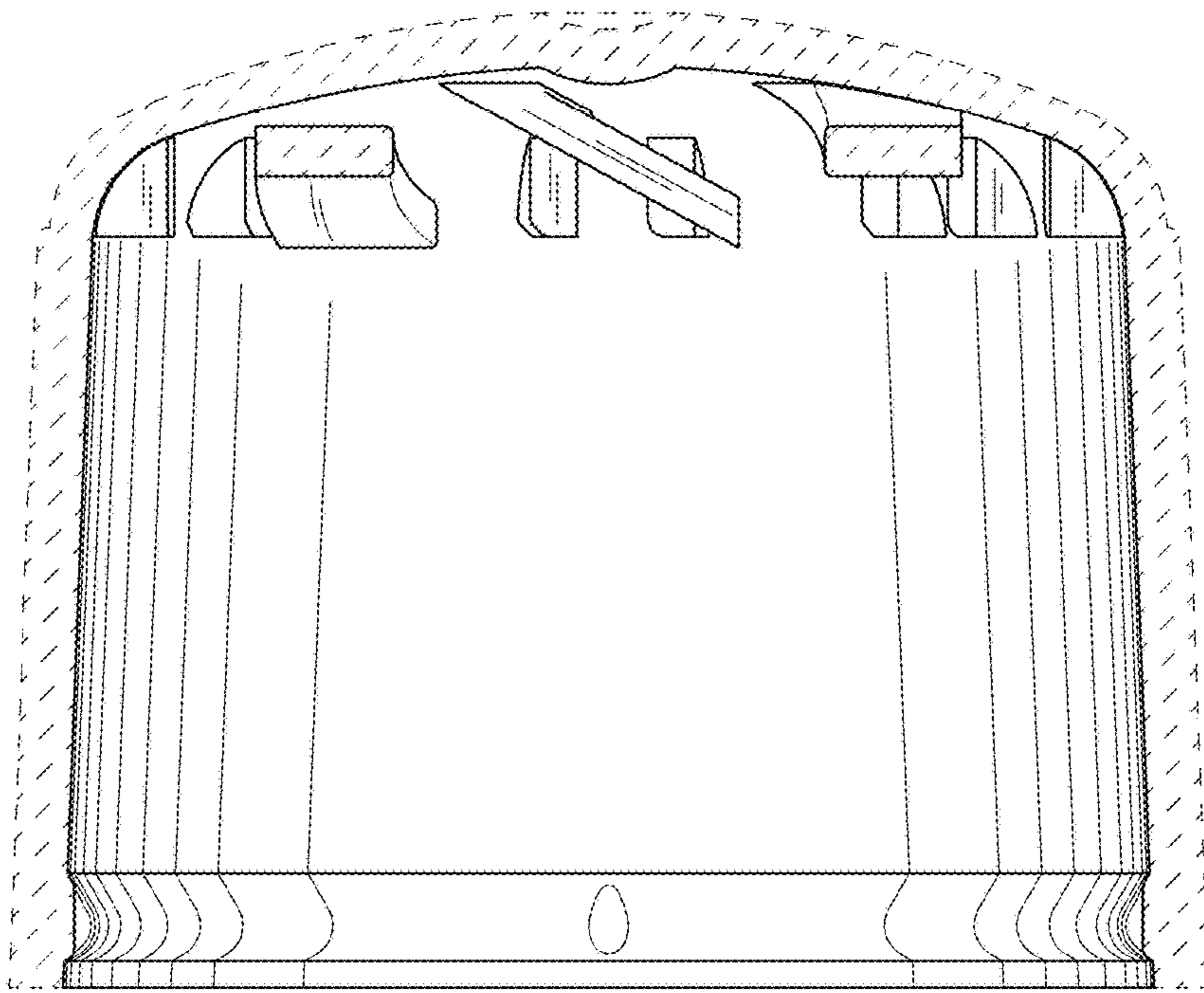


FIG.8




FIG.9