



US00D850244S

(12) **United States Design Patent**
Goodman et al.

(10) **Patent No.:** **US D850,244 S**
(45) **Date of Patent:** **** Jun. 4, 2019**

(54) **HOOK**

(71) Applicant: **Spectrum Diversified Designs, LLC**,
Streetsboro, OH (US)

(72) Inventors: **Aaron Goodman**, Beachwood, OH
(US); **Megan Dittrich**, Twinsburg, OH
(US)

(73) Assignee: **Spectrum Diversified Designs, LLC**,
Streetsboro, OH (US)

(**) Term: **15 Years**

(21) Appl. No.: **29/639,373**

(22) Filed: **Mar. 6, 2018**

(51) **LOC (11) Cl.** **08-05**

(52) **U.S. Cl.**
USPC **D8/367**

(58) **Field of Classification Search**
USPC D8/367, 354, 18, 105, 356; D11/208,
D11/218; 248/341
CPC F16M 13/02; A44B 13/0029; A45F 5/021;
A45F 5/02; F16B 45/00
See application file for complete search history.

(56) **References Cited**

U.S. PATENT DOCUMENTS

D342,889 S * 1/1994 Adams D8/367
D373,526 S * 9/1996 Roethler D8/367

D494,050 S * 8/2004 Klein D6/513
D584,939 S * 1/2009 Snell D8/367
D613,589 S * 4/2010 Goodman D8/367
D746,127 S * 12/2015 Cohen D8/367
D801,787 S * 11/2017 Pan D8/367
D819,431 S * 6/2018 Goodman D8/367
2004/0178240 A1 * 9/2004 Bauer A45F 5/02
224/268

* cited by examiner

Primary Examiner — Cynthia R Underwood

(74) *Attorney, Agent, or Firm* — Tucker Ellis LLP

(57) **CLAIM**

The ornamental design for a hook, as shown and described.

DESCRIPTION

FIG. 1 is a perspective view of a hook showing our new design.

FIG. 2 is a front view thereof.

FIG. 3 is a rear view thereof.

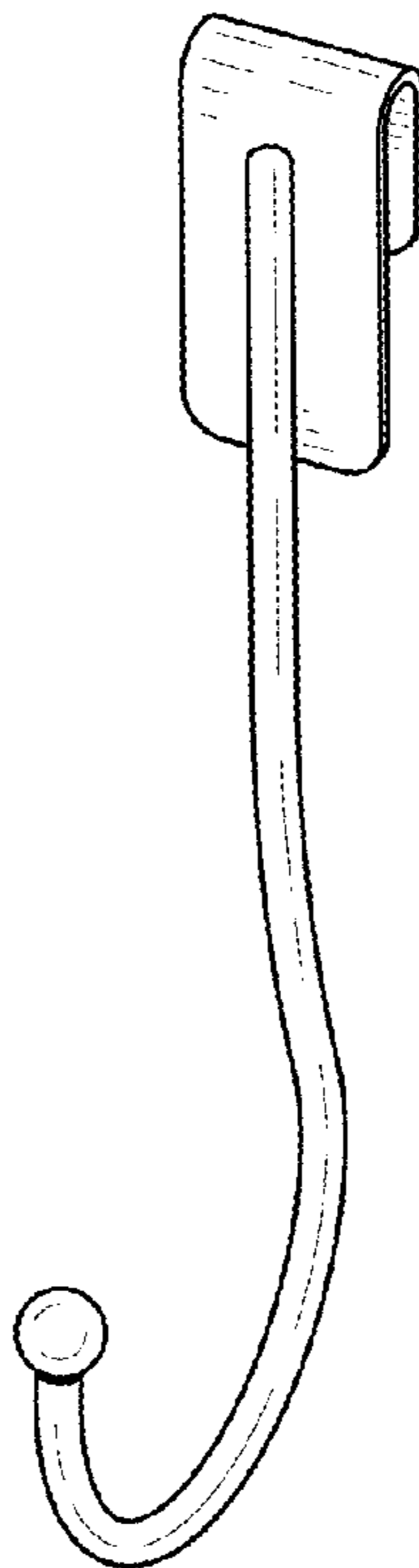
FIG. 4 is a right side view thereof.

FIG. 5 is a left side view thereof.

FIG. 6 is a top view thereof; and,

FIG. 7 is a bottom view thereof.

1 Claim, 4 Drawing Sheets



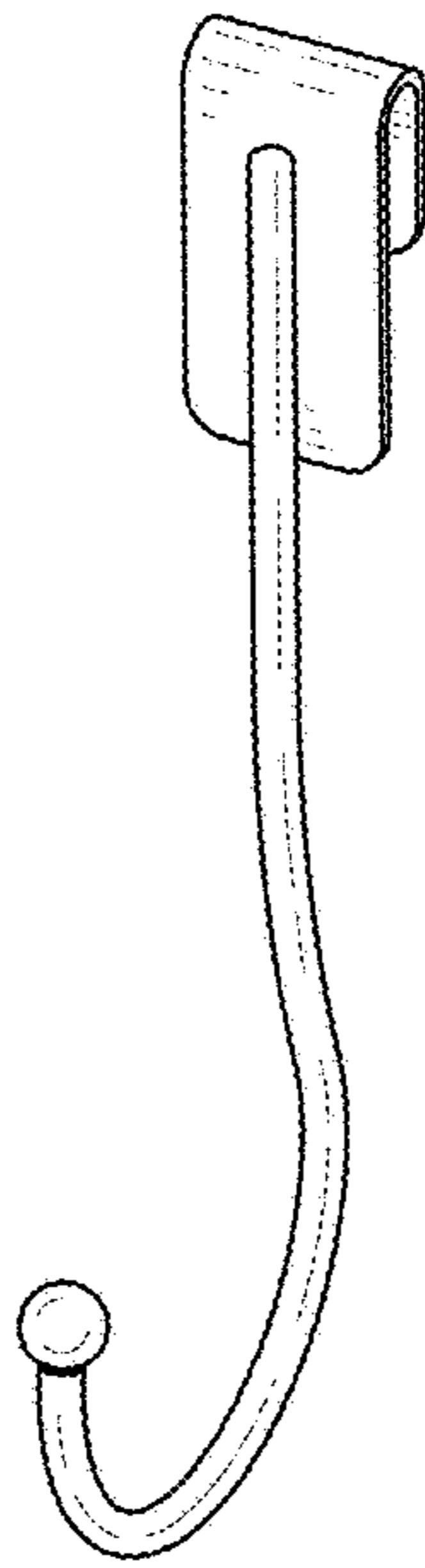


FIG. 1

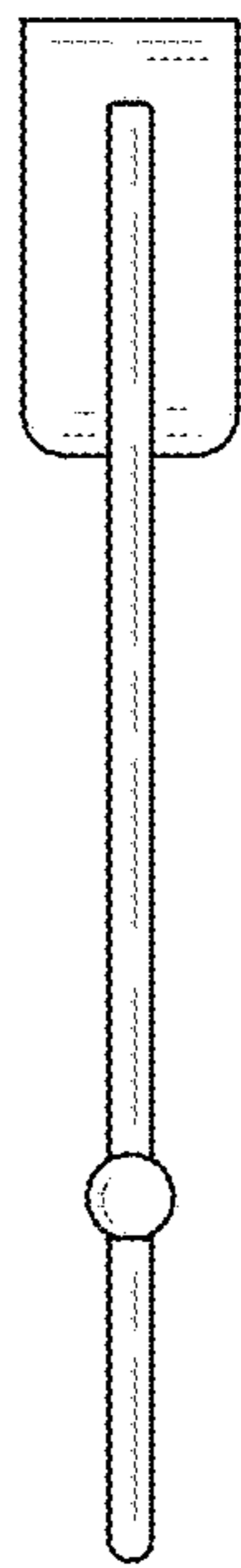


FIG. 2

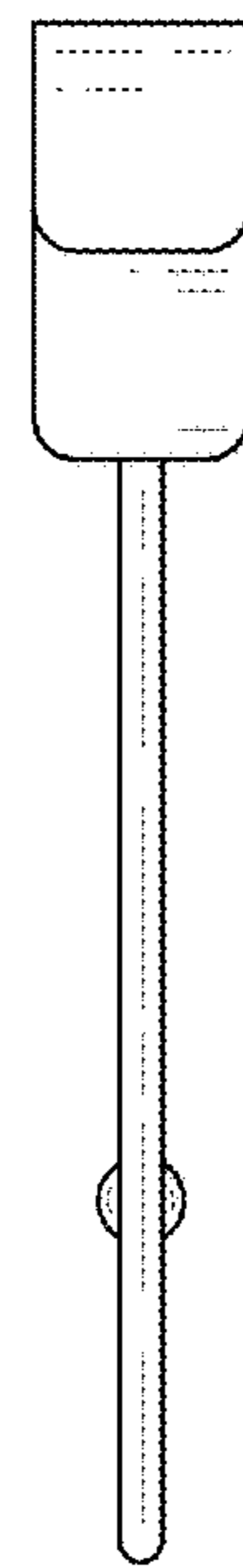


FIG. 3

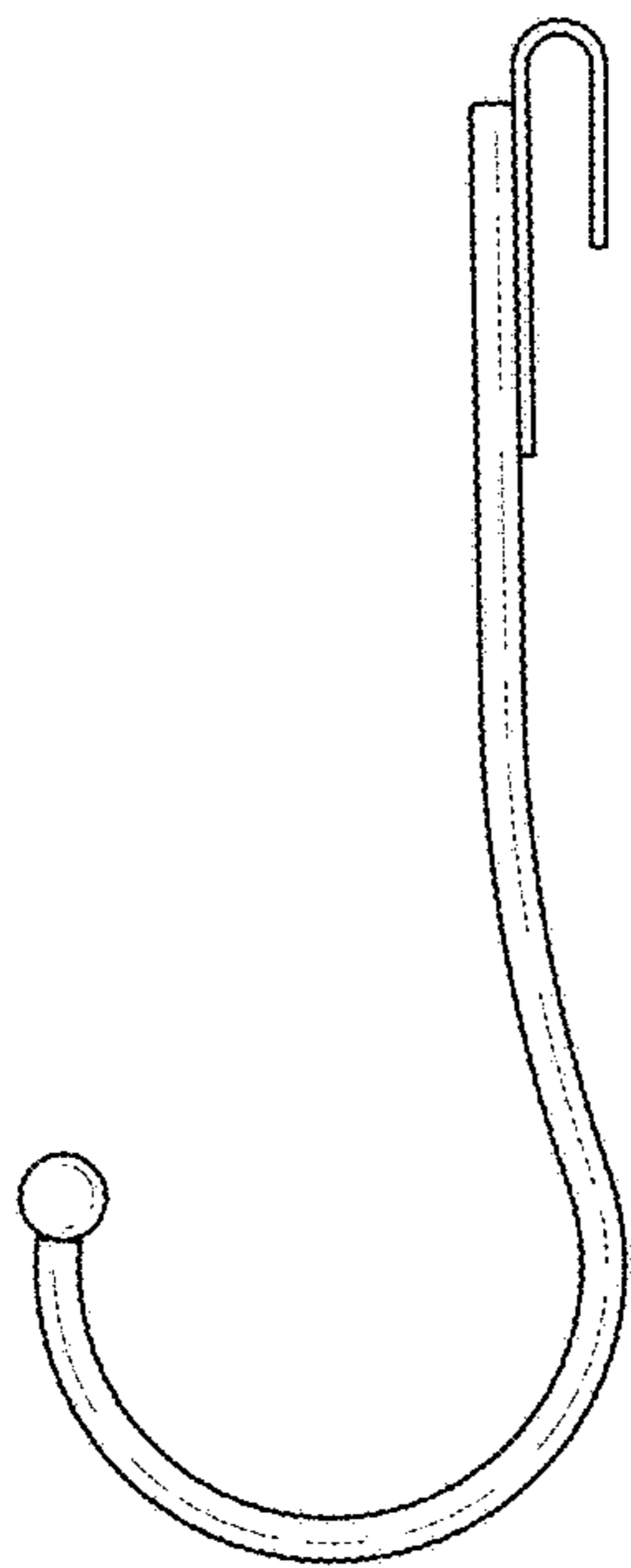


FIG. 4

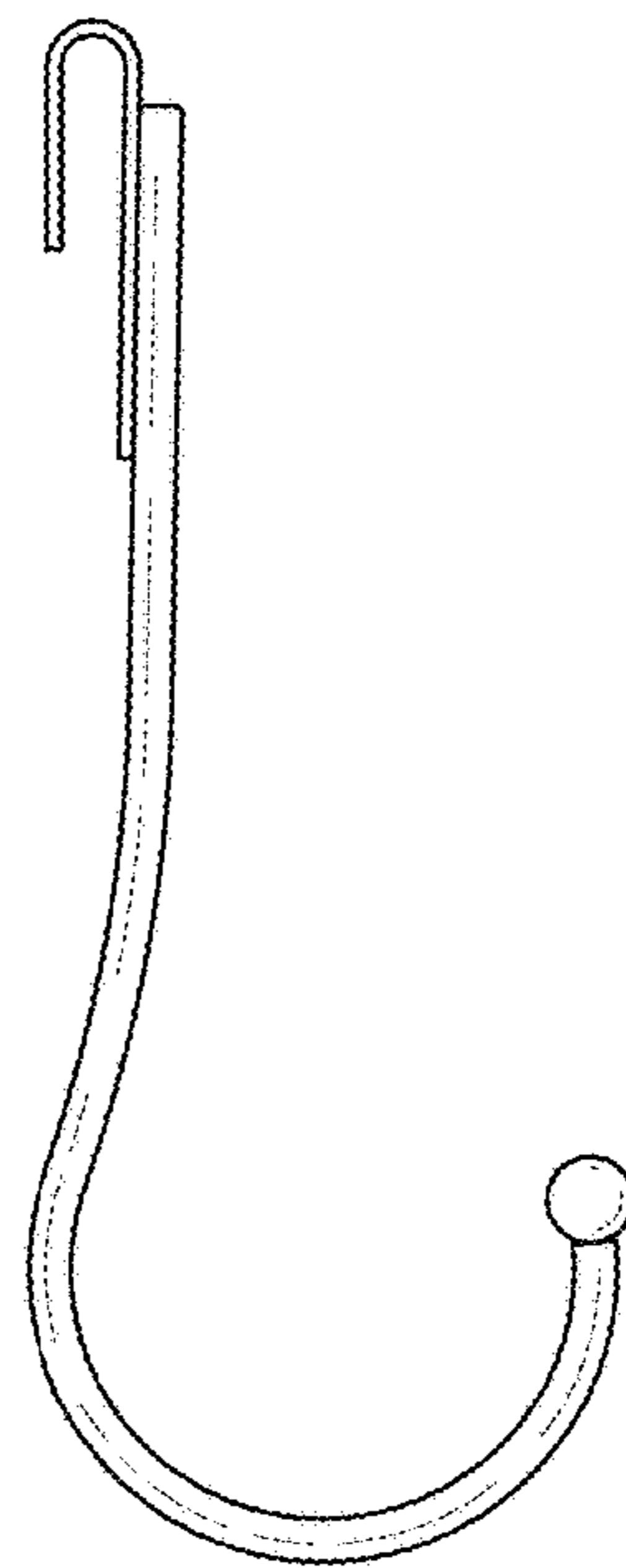


FIG. 5

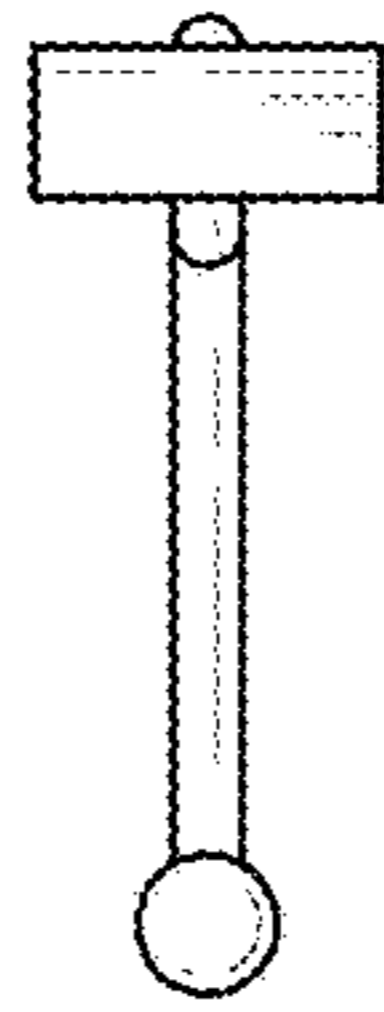


FIG. 6

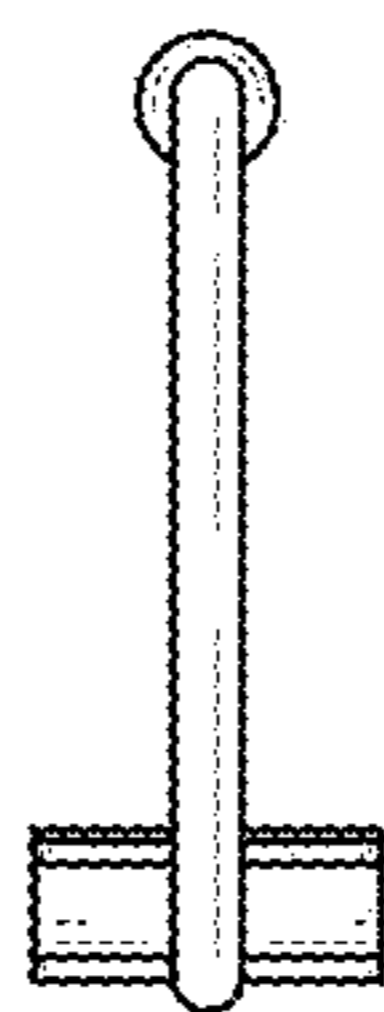


FIG. 7