



US00D850239S

(12) **United States Design Patent** (10) **Patent No.:** **US D850,239 S**
Martin (45) **Date of Patent:** **** Jun. 4, 2019**

- (54) **SKULL MOUNT ASSEMBLY**
- (71) Applicant: **McKENZIE SPORTS PRODUCTS, LLC**, Salisbury, NC (US)
- (72) Inventor: **Roger A. Martin**, Albemarle, NC (US)
- (73) Assignee: **McKenzie Sports Products, LLC**, Salisbury, NC (US)
- (**) Term: **15 Years**
- (21) Appl. No.: **29/540,606**
- (22) Filed: **Sep. 25, 2015**
- (51) **LOC (11) Cl.** **08-08**
- (52) **U.S. Cl.**
 USPC **D8/354**
- (58) **Field of Classification Search**
 USPC D8/354, 355, 373, 380; D11/134, 164;
 434/296, 295, 262, 263, 267, 274;
 428/16, 131, 542.4; 425/524
 CPC G09B 23/36; G09B 23/30; G09B 23/28;
 G09B 23/00; B44C 5/02; B44C 5/00;
 B44C 5/06; Y10T 428/24008; B29C
 33/304; B29C 44/12; B29C 70/72
 See application file for complete search history.

- (56) **References Cited**
- U.S. PATENT DOCUMENTS
- | | | | | | |
|-----------|-----|---------|-------------|-------|------------------------|
| 2,831,271 | A * | 4/1958 | Stitt | | G09B 23/36
191/23 A |
| 4,464,440 | A | 8/1984 | Dotzman | | |
| 4,477,500 | A | 10/1984 | Powell | | |
| 4,717,626 | A * | 1/1988 | Badger | | B44C 5/02
428/16 |
| 4,775,323 | A | 10/1988 | Johnson | | |
| 4,971,865 | A | 11/1990 | Nowlan | | |
| 5,472,765 | A | 12/1995 | Green | | |
| 6,007,881 | A | 12/1999 | Lennard | | |
| 6,458,434 | B1 | 10/2002 | Coombs, Jr. | | |

- 6,799,974 B2 10/2004 Martin et al.
 6,884,080 B2 4/2005 Thompson
 7,243,888 B2 7/2007 Peek
 (Continued)

OTHER PUBLICATIONS

Mountain Mikes Reproductions, <http://masterofskulls.com>, accessed and printed Mar. 23, 2016, 1 page.

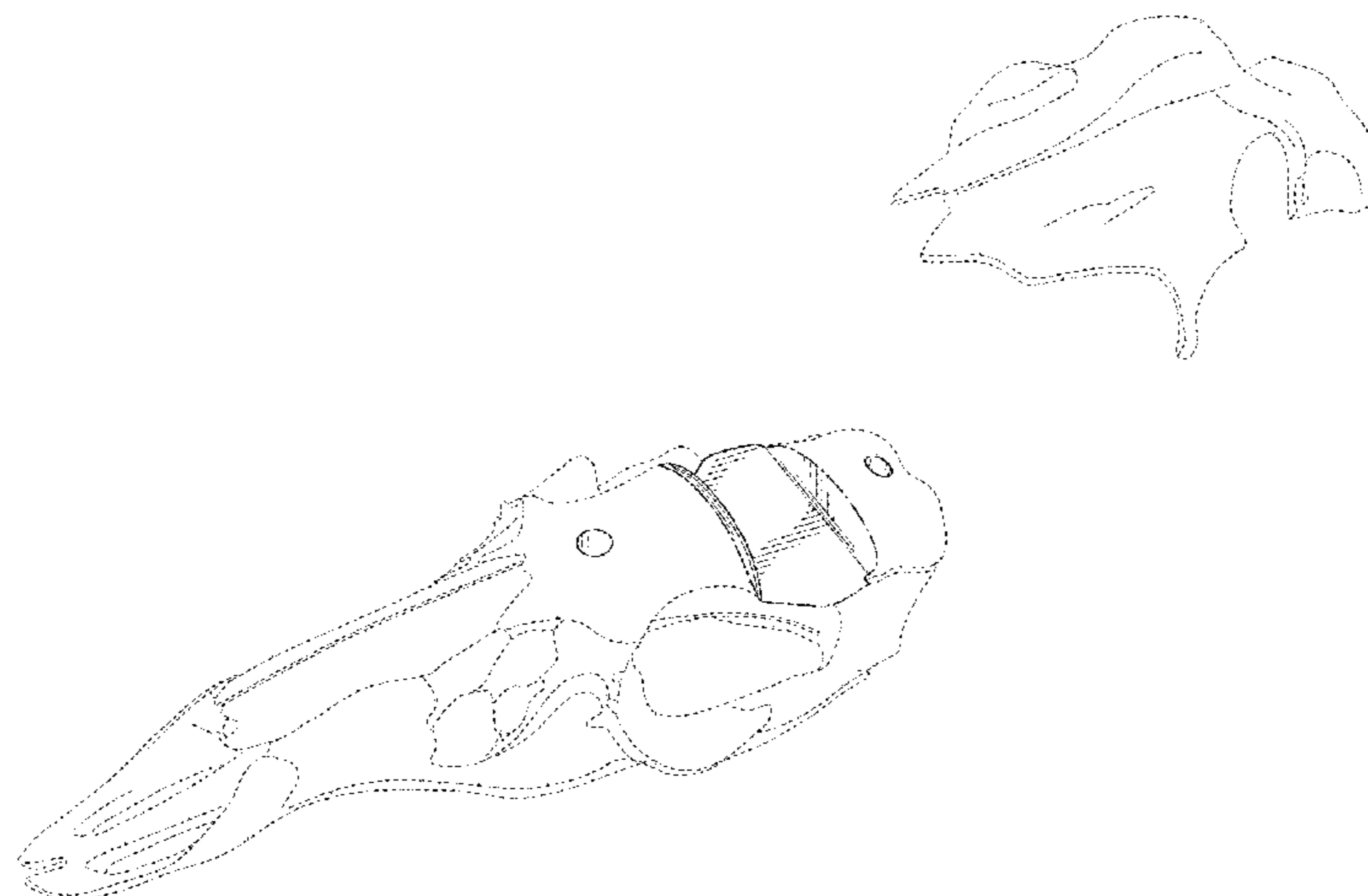
Primary Examiner — Mark A Goodwin
(74) *Attorney, Agent, or Firm* — Moore & Van Allen PLLC; Nicholas C. Russell

(57) **CLAIM**
 The ornamental design for a skull mount assembly, as shown and described.

DESCRIPTION

FIG. 1 is a perspective view of a skull mount assembly shown in an uncoupled condition;
 FIG. 2 is a top view of the skull mount assembly of FIG. 1;
 FIG. 3 is a bottom view of the skull mount assembly of FIG. 1;
 FIG. 4 is a right side view of the skull mount assembly of FIG. 1;
 FIG. 5 is a left side view of the skull mount assembly of FIG. 1;
 FIG. 6 is a front view of the skull mount assembly of FIG. 1;
 FIG. 7 is a back view of the skull mount assembly of FIG. 1; and,
 FIG. 8 is a natural perspective view of the coupled two part skull mount assembly of FIG. 1.
 The broken line drawings of the images, text, and other elements shown in the figure are shown for illustrative purposes only and form no part of the claimed design. In addition, the surface shading, if any, illustrated in the drawings is provided merely to highlight the contour of the design; it is not intended to be illustrative of texture or gloss.

1 Claim, 7 Drawing Sheets



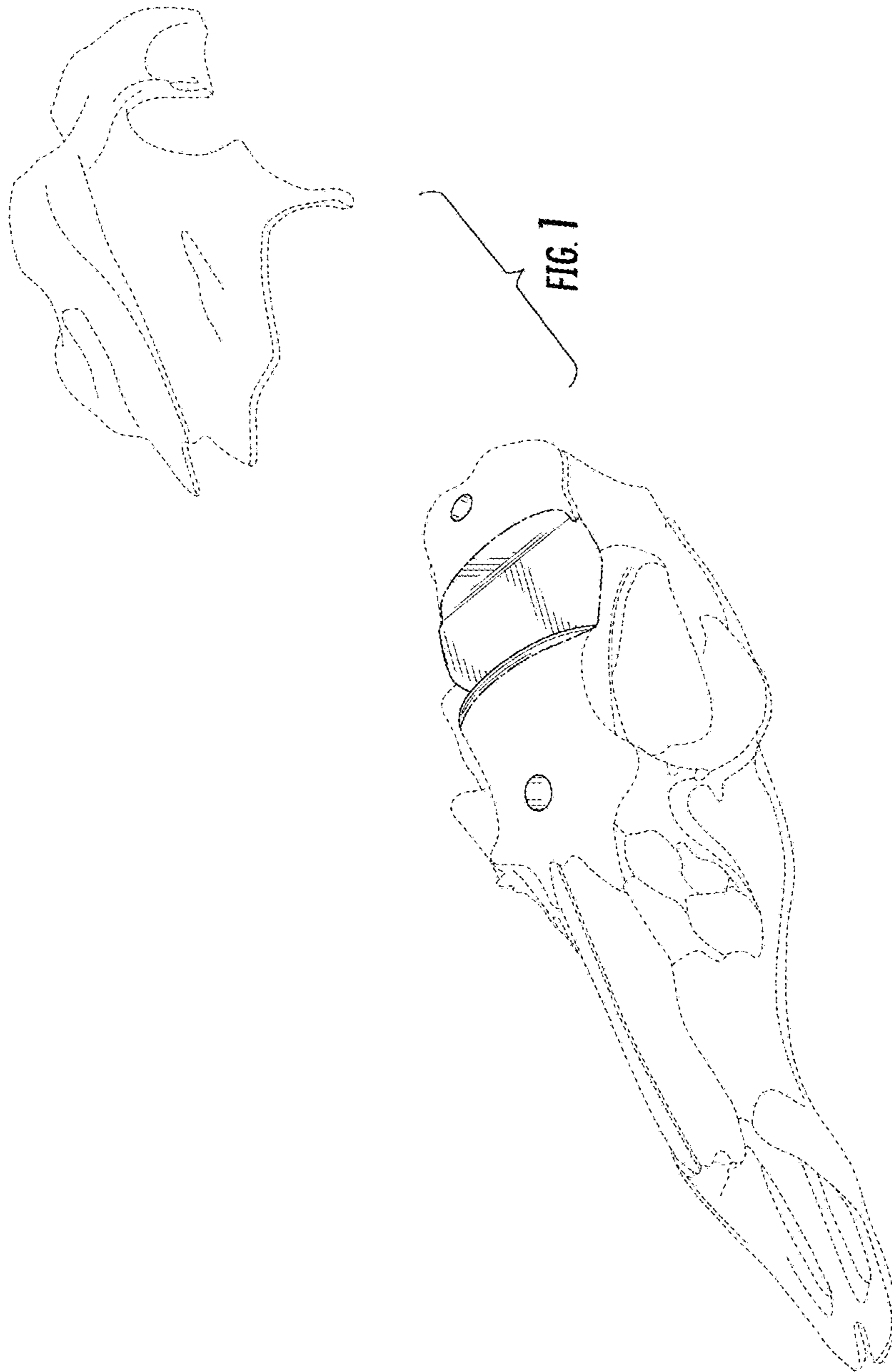
(56)

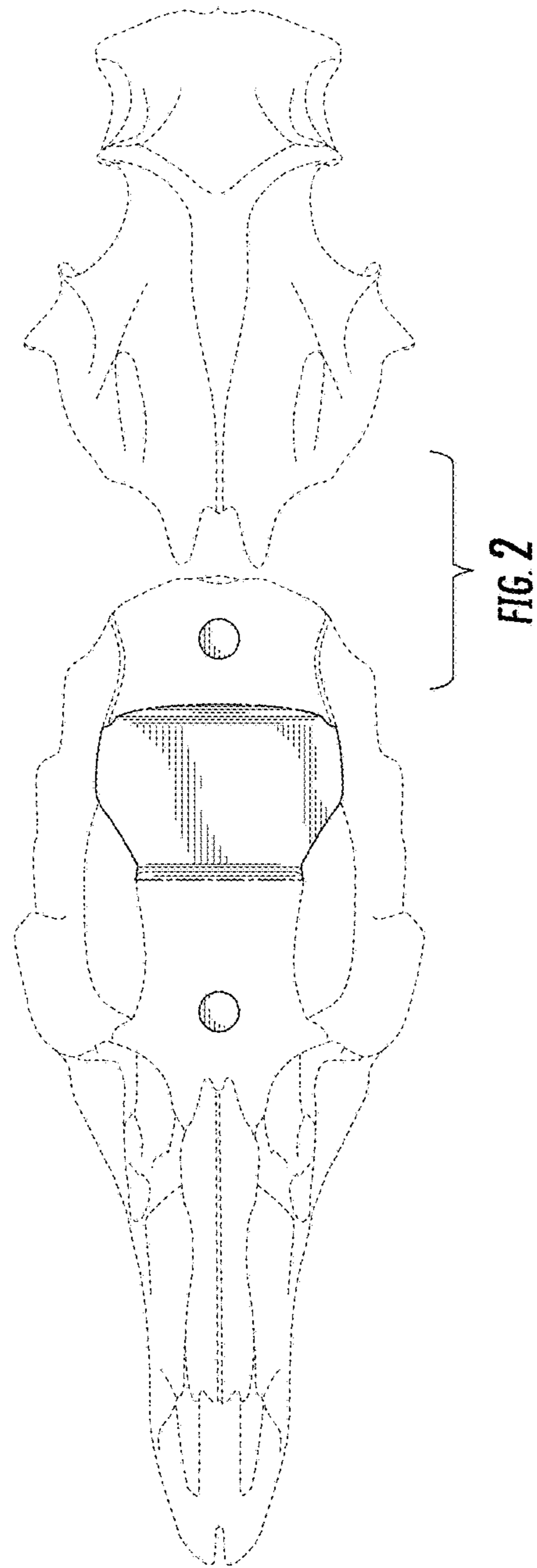
References Cited

U.S. PATENT DOCUMENTS

D608,686	S *	1/2010	St. Ama	D11/134
7,857,266	B2	12/2010	Damin		
8,430,673	B2 *	4/2013	Eppley	G09B 23/36 434/295
8,512,045	B2	8/2013	Bittner		
8,758,023	B2	6/2014	Bittner		
9,064,429	B2 *	6/2015	Martin	G09B 23/36
D736,579	S *	8/2015	Hauser	D8/34
9,248,696	B2 *	2/2016	Maria	B44C 5/02
D760,066	S *	6/2016	Krenek	D8/354
10,035,374	B2 *	7/2018	Martin	B44C 5/02
2003/0228562	A1 *	12/2003	Thompson	G09B 23/36 434/296
2006/0154224	A1	7/2006	St. Ama		
2008/0069977	A1	3/2008	McAbee		
2009/0075245	A1	3/2009	Hacke		
2009/0230260	A1 *	9/2009	Damin	B44C 5/02 248/126
2011/0031363	A1	2/2011	Shaw		
2011/0091857	A1	4/2011	Eppley		
2011/0091858	A1	4/2011	Eppley		
2011/0183085	A1	7/2011	Spiess		
2011/0318536	A1 *	12/2011	Bittner	B32B 1/00 428/156
2012/0219731	A1 *	8/2012	Paragamian	B44C 5/02 428/16
2013/0014373	A1 *	1/2013	Jordan	B29C 39/026 29/428
2014/0230220	A1 *	8/2014	Allred	B44C 5/02 29/428
2015/0076731	A1 *	3/2015	Walton, Jr.	A01N 1/00 264/242

* cited by examiner





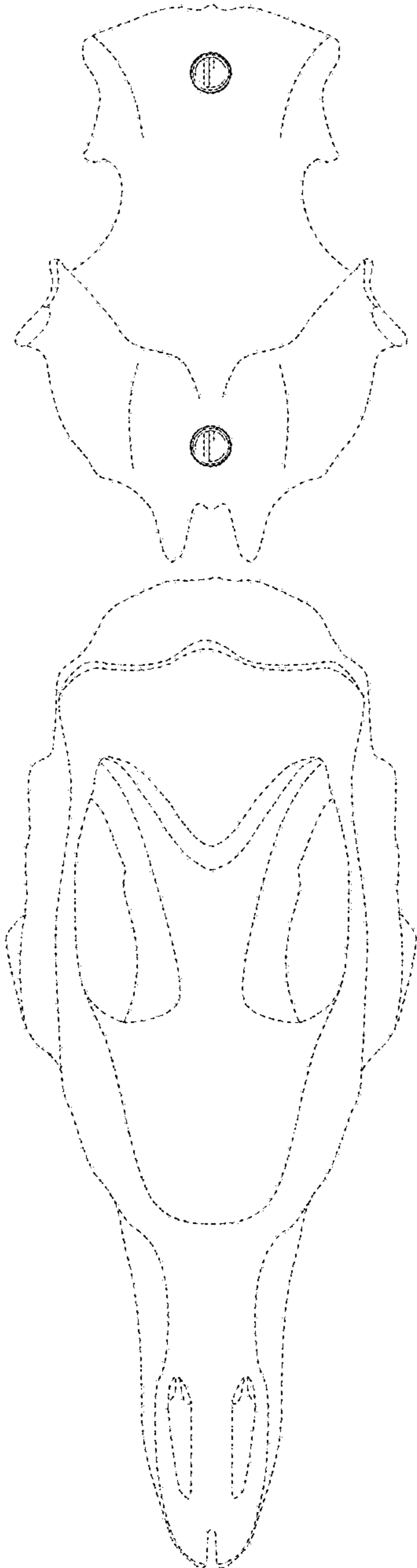
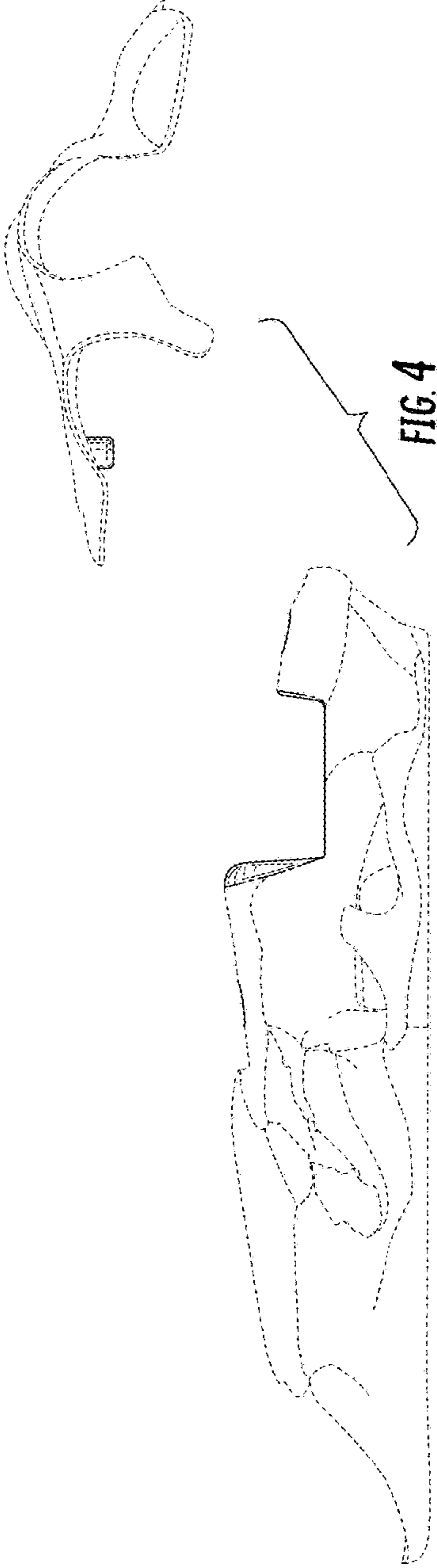
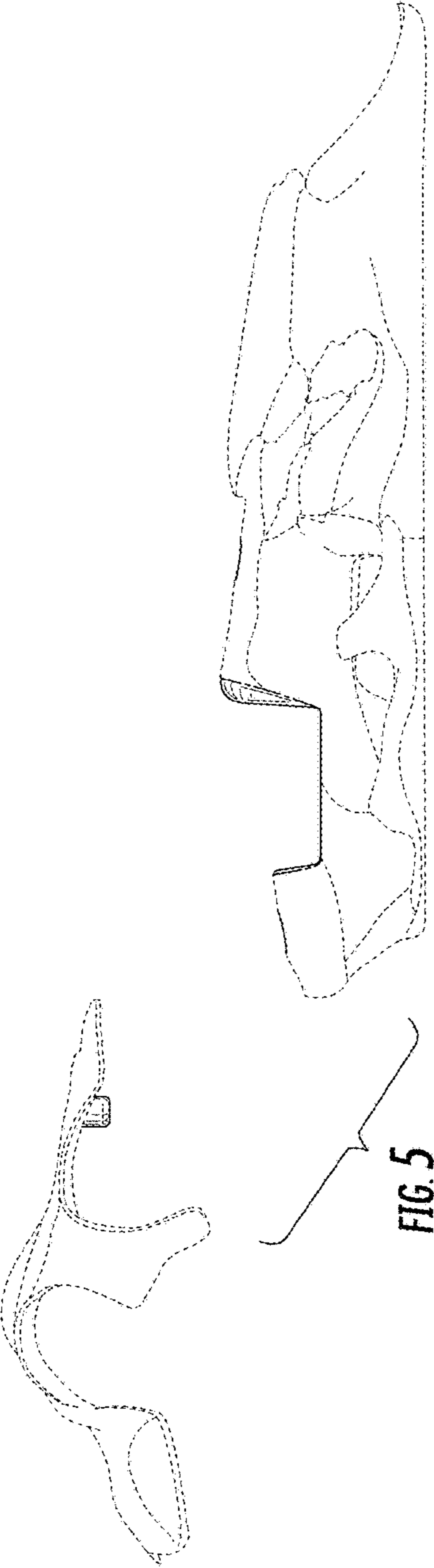


FIG. 3





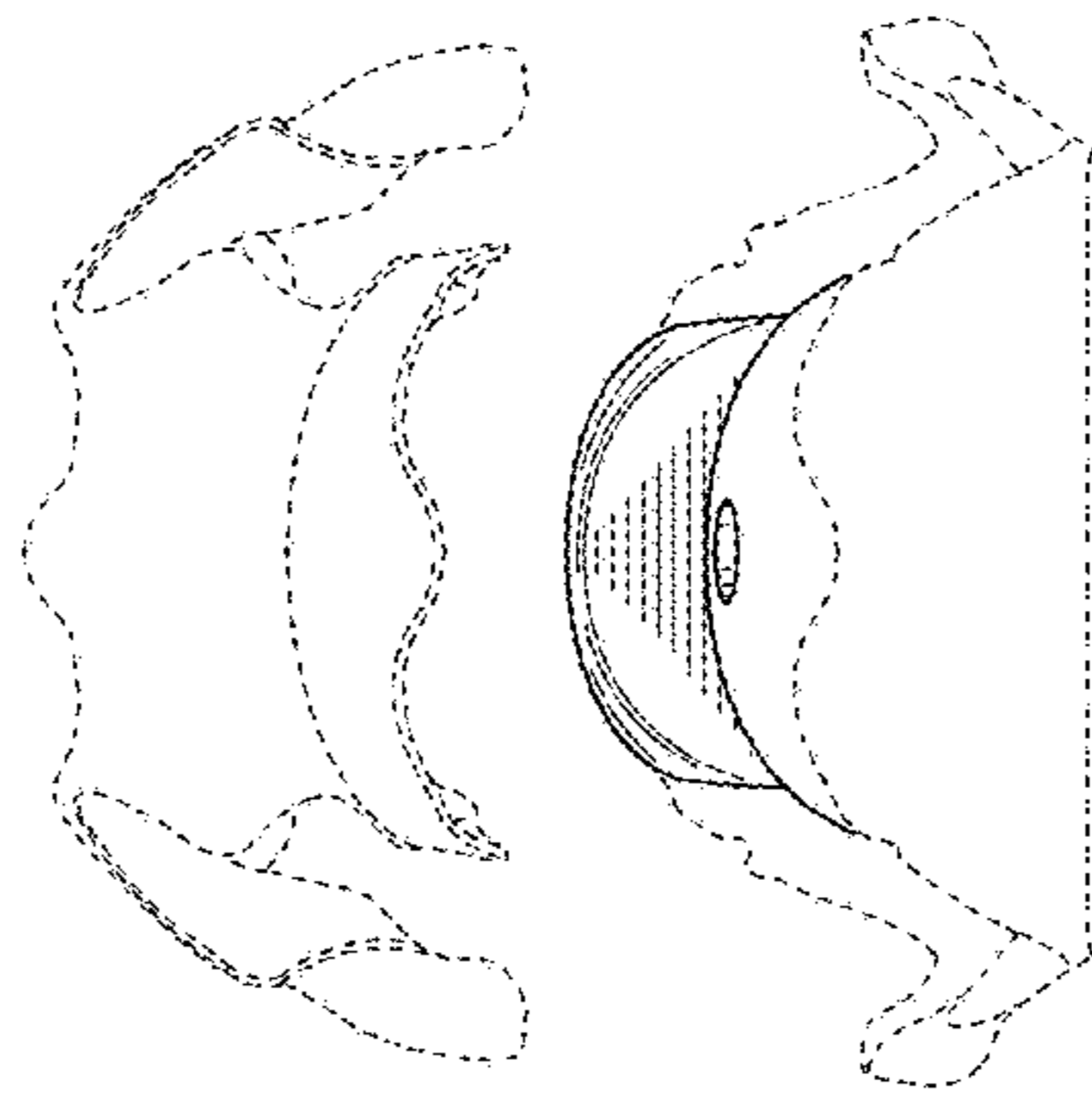


FIG. 7

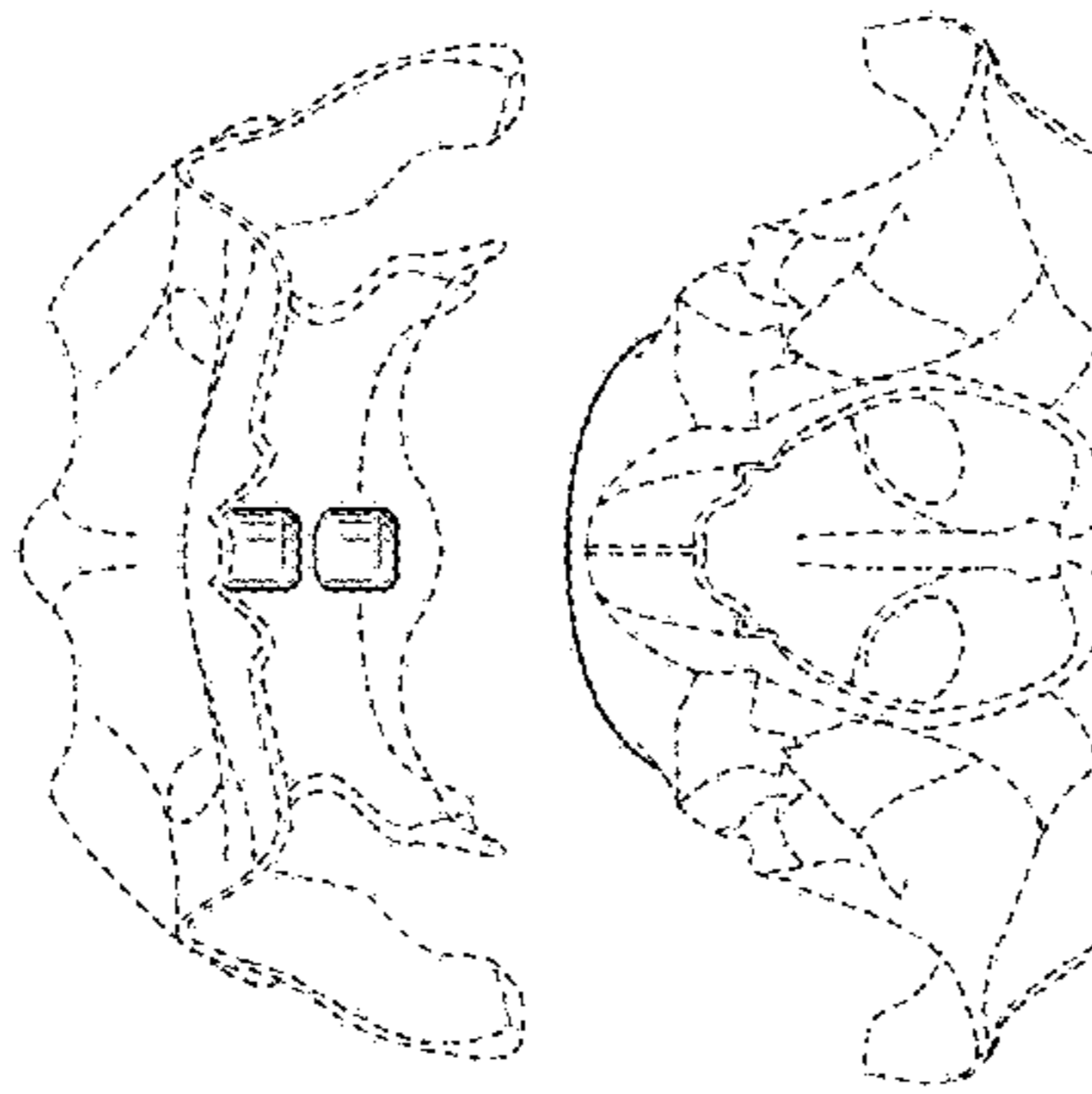


FIG. 6

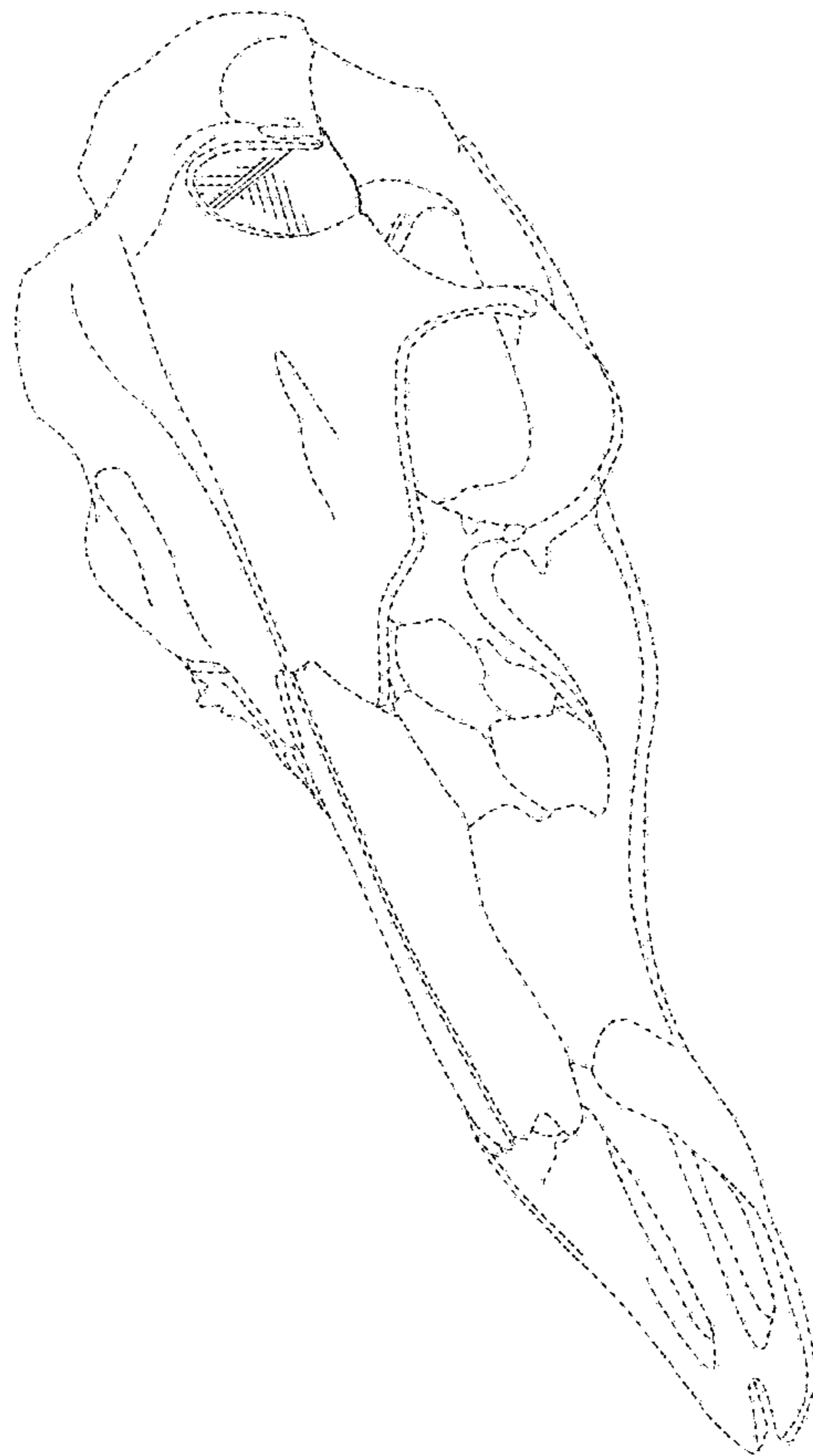


FIG. 8