



US00D850237S

(12) **United States Design Patent** (10) **Patent No.:** **US D850,237 S**
Chen (45) **Date of Patent:** **** Jun. 4, 2019**

(54) **DOOR WITH ELECTRONIC LOCK FOR SAFE**

1/00; E05B 47/0692; E05B 63/044; E05B 15/02; B65D 55/14; H01H 9/00
See application file for complete search history.

(71) Applicant: **TIGOREX HOSPITALITY COMPANY LIMITED.**, Hong Kong (CN)

(56) **References Cited**

(72) Inventor: **Jiayan Chen**, Zhejiang (CN)

U.S. PATENT DOCUMENTS

(73) Assignee: **TIGOREX HOSPITALITY COMPANY LIMITED.**, Hong Kong (CN)

4,669,394 A * 6/1987 Fogleman E05G 1/02 109/59 T
D485,960 S * 1/2004 Paris D99/43
D498,895 S * 11/2004 Lynch D99/28
D557,875 S * 12/2007 Stuhlberg D99/28
D664,325 S * 7/2012 Hunt D99/43
D802,396 S * 11/2017 Hsu D8/330
D820,065 S * 6/2018 Chen D8/334
D820,066 S * 6/2018 Chen D8/334
D837,033 S * 1/2019 Han D8/331
2016/0186465 A1 * 6/2016 Nelson E05B 17/10 220/210

(**) Term: **15 Years**

(21) Appl. No.: **29/644,151**

* cited by examiner

(22) Filed: **Apr. 16, 2018**

Primary Examiner — Ian Simmons

Assistant Examiner — Yolanda Robinson

(30) **Foreign Application Priority Data**

(74) *Attorney, Agent, or Firm* — JCIPRNET

Feb. 13, 2018 (CN) 2018 3 0069723

(51) **LOC (11) Cl.** **08-07**

(57) **CLAIM**

(52) **U.S. Cl.**
USPC **D8/334**

The ornamental design for a door with electronic lock for safe, as shown and described.

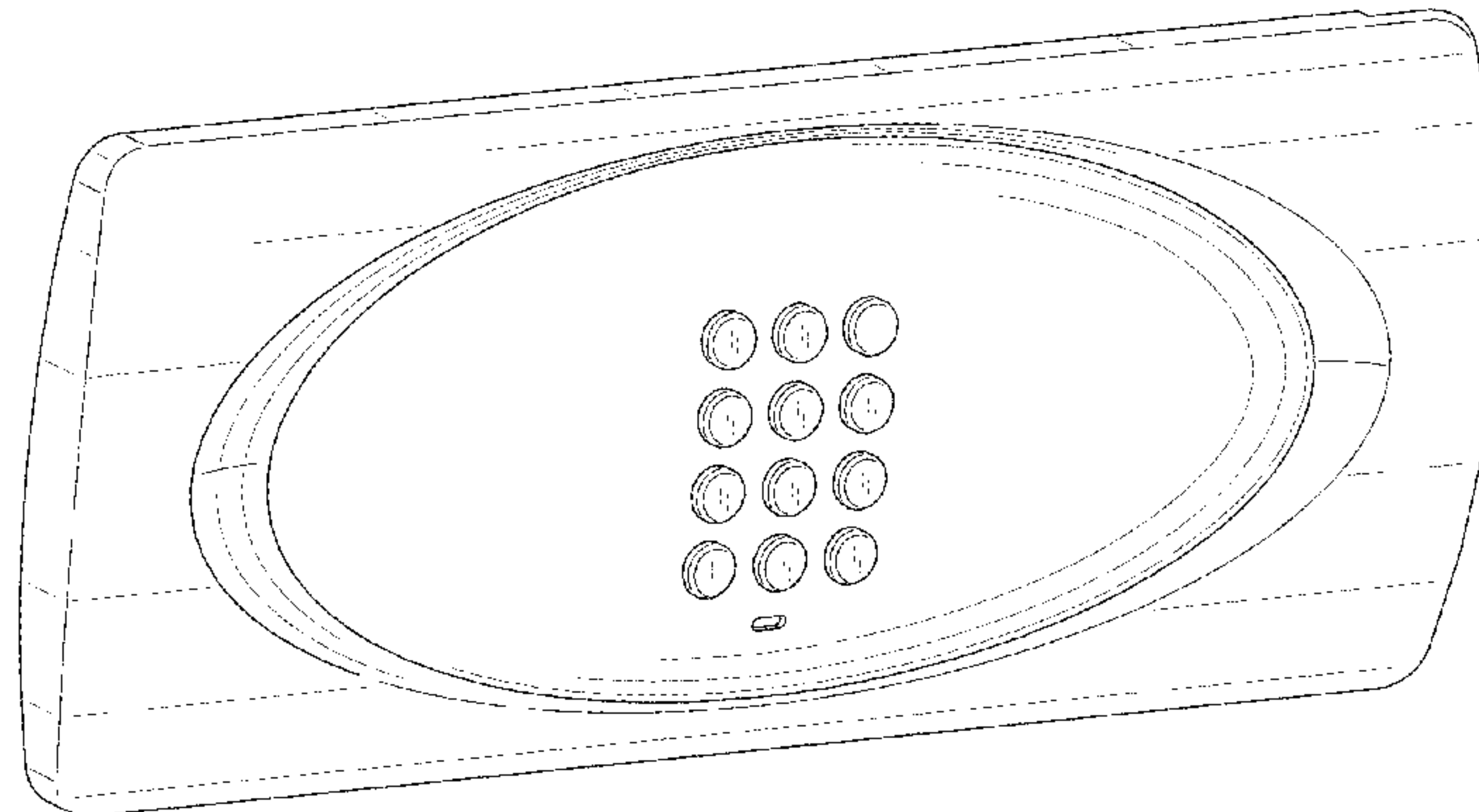
(58) **Field of Classification Search**

DESCRIPTION

USPC D8/330, 333, 334, 335, 336, 337, 338, D8/339, 341, 342, 348, 350, 352; D99/28, 34, 35, 36, 43, 99; 70/20–22, 70/57, 57.1, DIG. 26, DIG. 27, DIG. 44, 70/91, 92, 102, 141, 237, 263, 266, 70/278.1, 279.1; 109/44, 1 V, 2, 45, 1 R, 109/58, 59 R, 60; 312/297, 298, 302, 312/303, 304, 305, 400, 409; 902/9, 30
CPC ... E05B 17/22; E05B 9/00; E05B 9/02; E05B 47/00; E05B 49/00; E05B 37/00; E05B

FIG. 1 is a perspective view of a door with electronic lock for safe showing my new design;
FIG. 2 is a front view thereof;
FIG. 3 is a left side view thereof;
FIG. 4 is a right side view thereof;
FIG. 5 is a top view thereof;
FIG. 6 is a bottom view thereof; and,
FIG. 7 is another perspective view thereof, being mounted to a body of a safe.
A rear view thereof is omitted since it does not contain ornamental features. The dashed lines showing of the body

(Continued)



of the safe in FIG. 7 illustrate environmental structure and form no part of the claimed design.

1 Claim, 5 Drawing Sheets

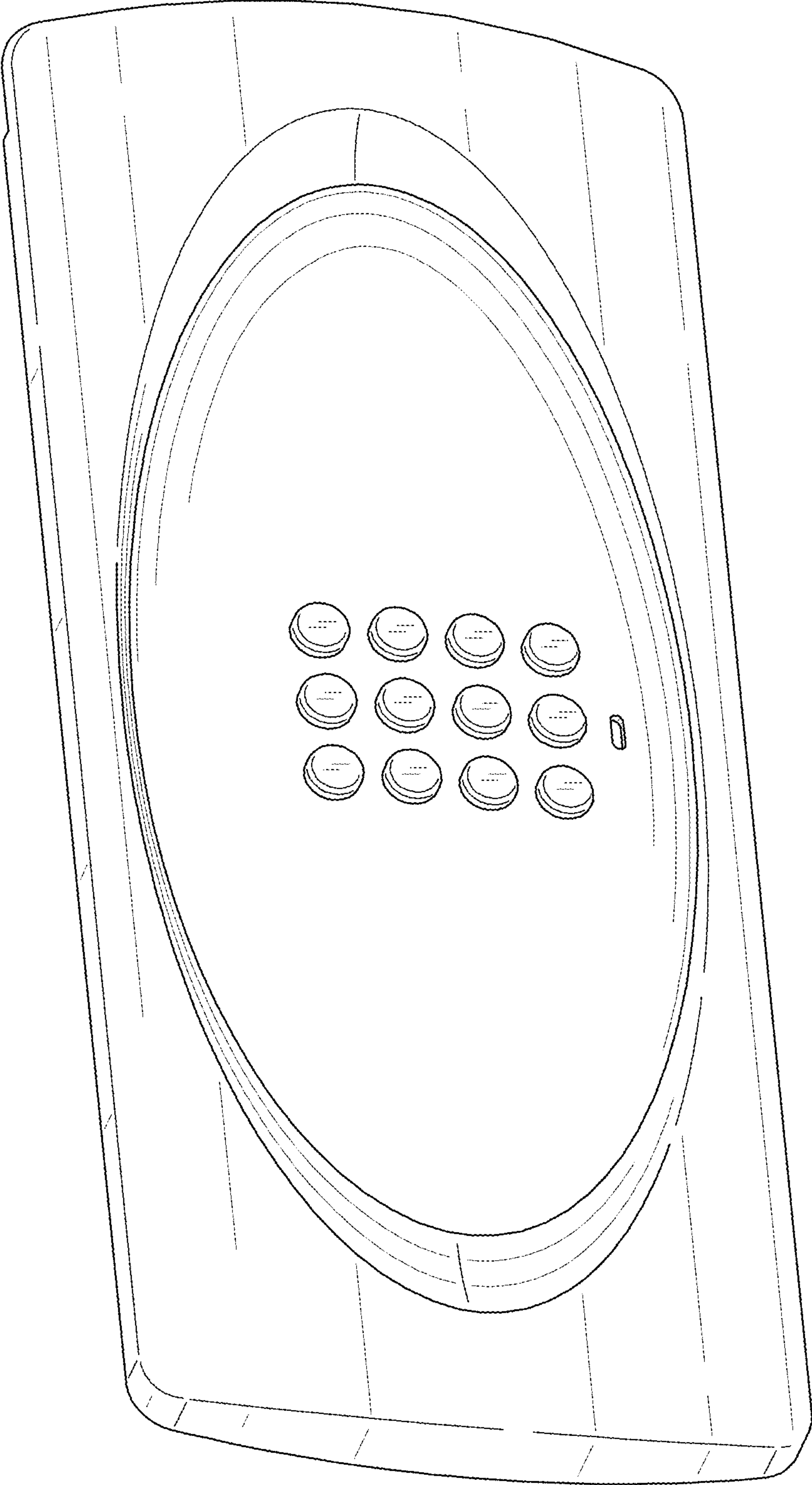


FIG. 1

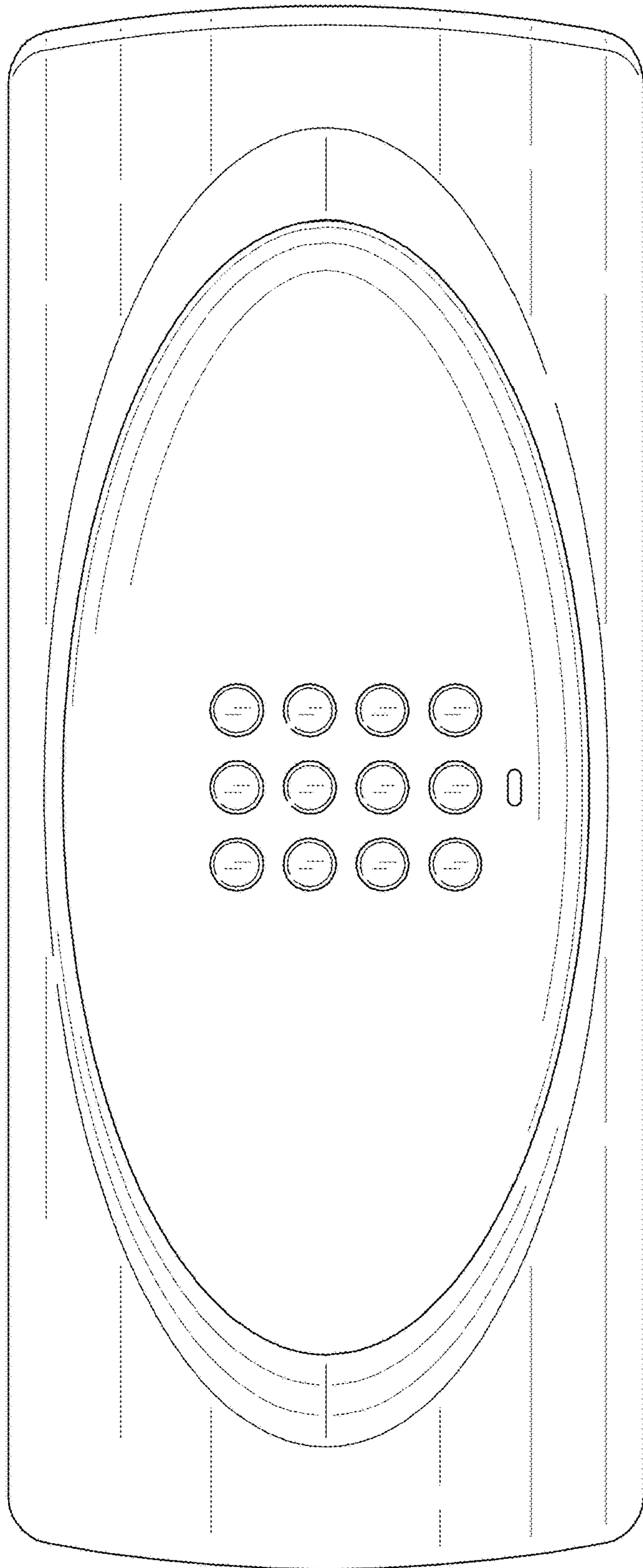


FIG. 2

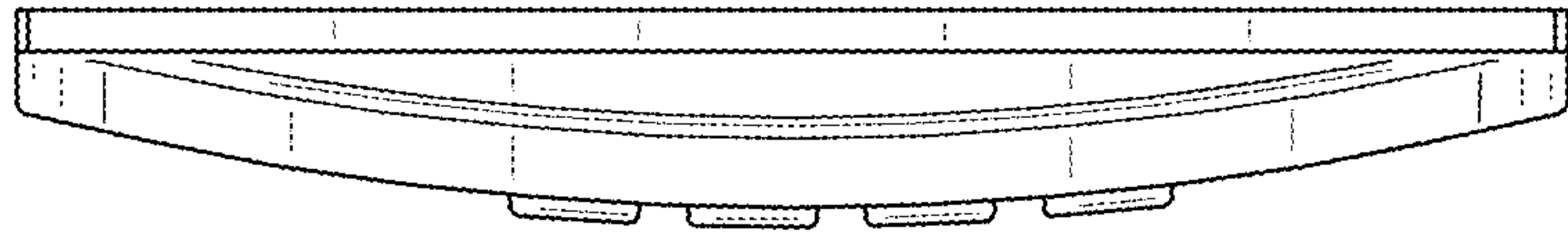


FIG. 4




FIG. 3

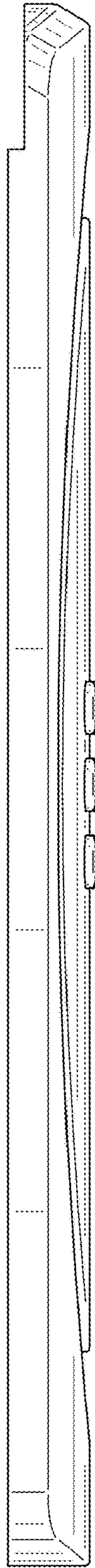


FIG. 5

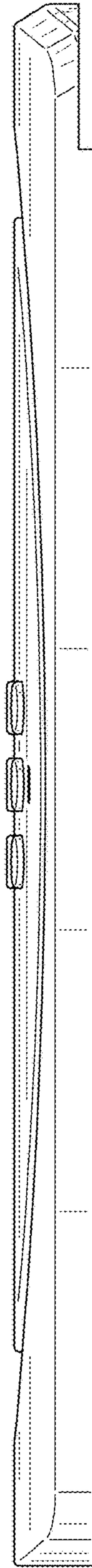


FIG. 6

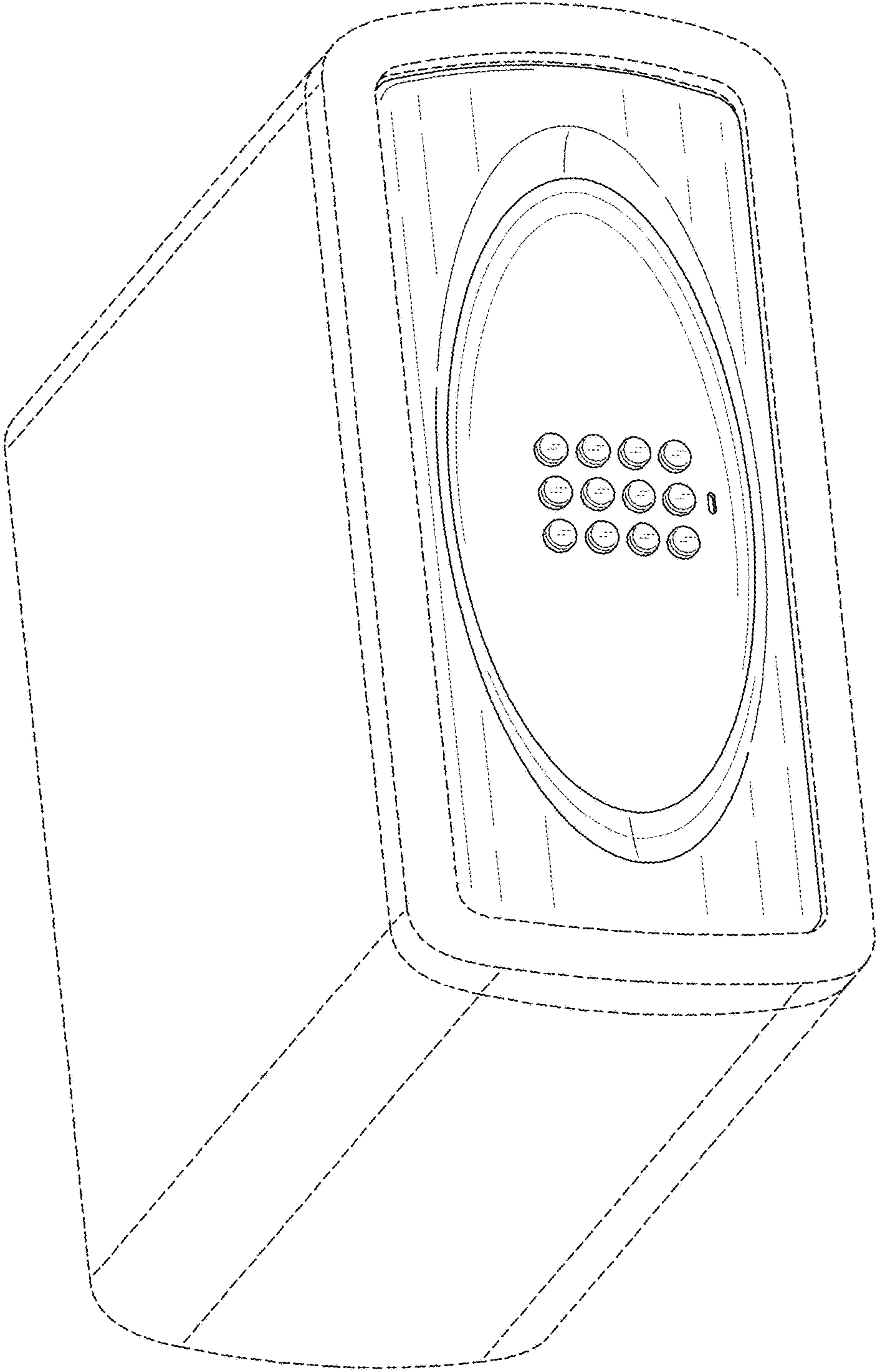


FIG. 7