



US00D850226S

(12) **United States Design Patent**
Johansson et al.

(10) **Patent No.:** **US D850,226 S**
(45) **Date of Patent:** **** Jun. 4, 2019**

(54) **TOOL YOKE**
(71) Applicant: **Wallmek i Kungälv AB**, Kungälv (SE)
(72) Inventors: **Sten Johansson**, Lycke (SE); **Niklas Wallman**, Kungälv (SE); **Martin Hasselskog**, Kärna (SE)
(73) Assignee: **WALLMEK I KUNGÄLV AB**, Kungälv (SE)
(**) Term: **15 Years**

5,349,736 A * 9/1994 Rubino B25B 27/023
29/259
6,012,211 A * 1/2000 Ochoa B25B 27/02
29/244
7,770,277 B2 * 8/2010 Wridt B25B 27/023
29/255

(Continued)

FOREIGN PATENT DOCUMENTS

DE 851 777 C 10/1952
DE 963 320 C 5/1957

(Continued)

(21) Appl. No.: **29/604,325**
(22) Filed: **May 17, 2017**
(30) **Foreign Application Priority Data**

Nov. 22, 2016 (EM) 003477090

(51) **LOC (11) Cl.** **08-05**
(52) **U.S. Cl.**

USPC **D8/14**

(58) **Field of Classification Search**
USPC D8/14, 51, 71
CPC B25B 27/023; B25B 27/02; B25B 27/062;
Y10T 29/53861

See application file for complete search history.

(56) **References Cited**

U.S. PATENT DOCUMENTS

4,492,014 A * 1/1985 Alexander B25B 27/023
29/259
4,771,528 A * 9/1988 Stromberg B25B 27/023
29/259
4,908,925 A * 3/1990 Johnson B25B 27/023
29/244
4,965,921 A * 10/1990 Priest B25B 27/02
29/244
4,989,312 A * 2/1991 Maddalena B25B 27/023
29/259

OTHER PUBLICATIONS

Wallmek 01-00037 Hub dismantling tool [online]; Wallmek i Kungälv AB ; retrieved from the internet url: <https://www.wallmek.se/en/produkt/passenger-cars/wheel-bearing-axle-shaft-hub-brakes/01-00037/> [retrieved on May 16, 2017].

(Continued)

Primary Examiner — Philip S Hyder

(74) *Attorney, Agent, or Firm* — Buchanan Ingersoll & Rooney P.C.

(57) **CLAIM**

The ornamental design for a tool yoke, as shown and described.

DESCRIPTION

FIG. 1 is a perspective view of a tool yoke showing our new design;

FIG. 2 is a perspective view thereof;

FIG. 3 is a top plan view thereof;

FIG. 4 is a bottom plan view thereof;

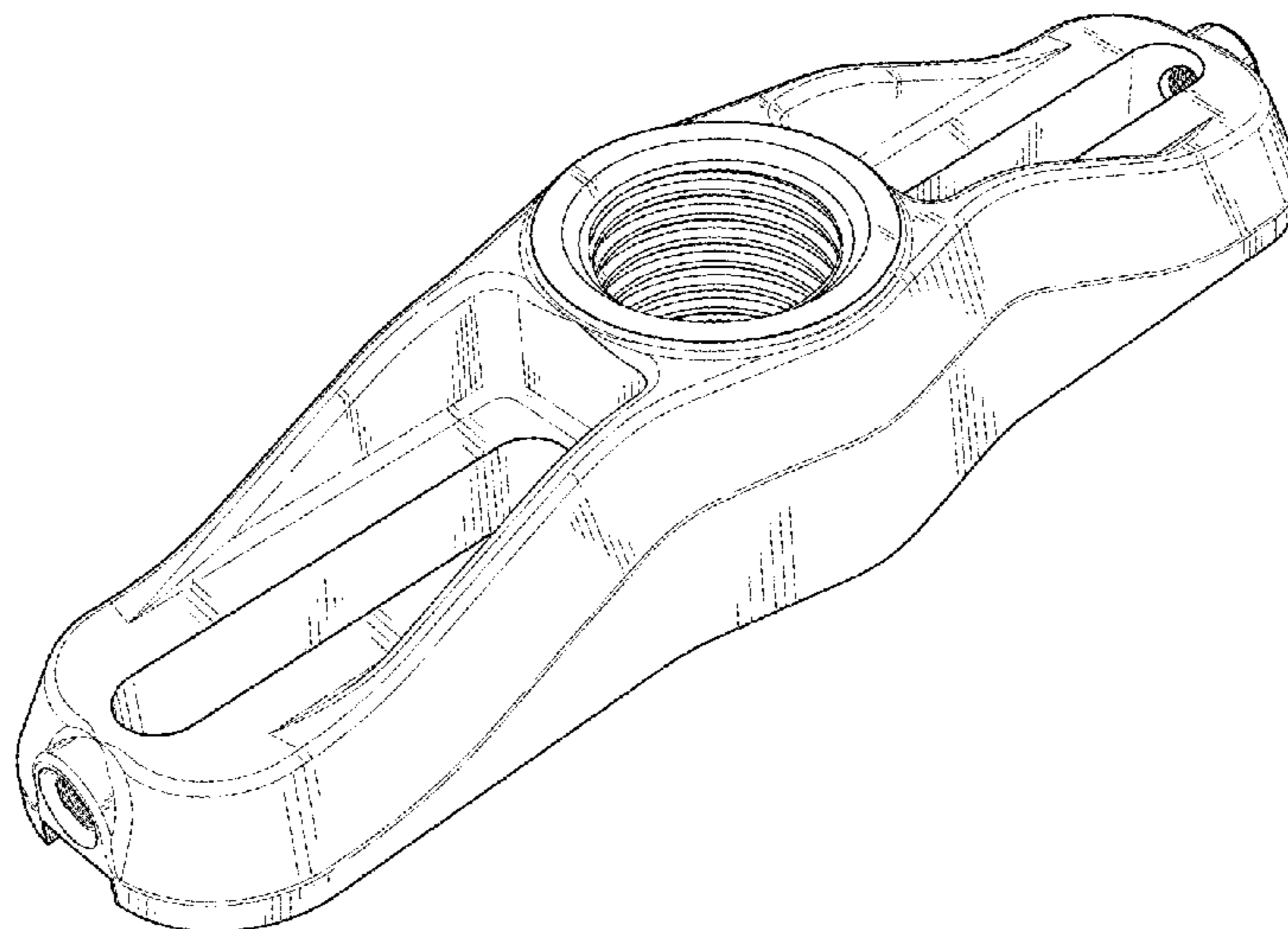
FIG. 5 is a front plan view thereof;

FIG. 6 is a rear elevational view thereof; and,

FIG. 7 is a right side elevational view thereof.

The left side view, is a mirror image of the right side view.

1 Claim, 3 Drawing Sheets



(56)

References Cited

U.S. PATENT DOCUMENTS

8,739,377 B2 * 6/2014 Shen B25B 27/0028
29/260
2017/0014981 A1 1/2017 Wallman et al.

FOREIGN PATENT DOCUMENTS

DE 102 31 826 A1 2/2004
DE 10 2012 006 700 A1 10/2012
EM 002807438-0001 10/2015
EM 002807438-0002 10/2015
EM 002807438-0003 10/2015
EM 003068006-001 4/2016
EM 003068006-002 4/2016
EP 1 762 341 A2 3/2007
EP 1 785 233 A2 5/2007
EP 1 790 437 A2 5/2007

EP 2 163 347 A2 3/2010
EP 2 163 348 A1 3/2010
EP 3 117 961 A1 1/2017
EP 3 156 179 A1 4/2017
EP 3 168 007 A1 5/2017
FR 664 000 A 8/1929
TW M351260 U 2/2009
WO WO 2010/121441 A1 10/2010

OTHER PUBLICATIONS

U.S. Appl. No. 15/806,944, Sten Johansson, Niklas Wallman and Martin Hasselskog, filed Nov. 8, 2017.
U.S. Appl. No. 15/806,944, Johansson et al. Johansson, Sten, et al., U.S. Appl. No. 15/806,944 entitled "Tool Kit for Vehicles," filed in the U.S. Patent and Trademark Office Nov. 8, 2017.

* cited by examiner

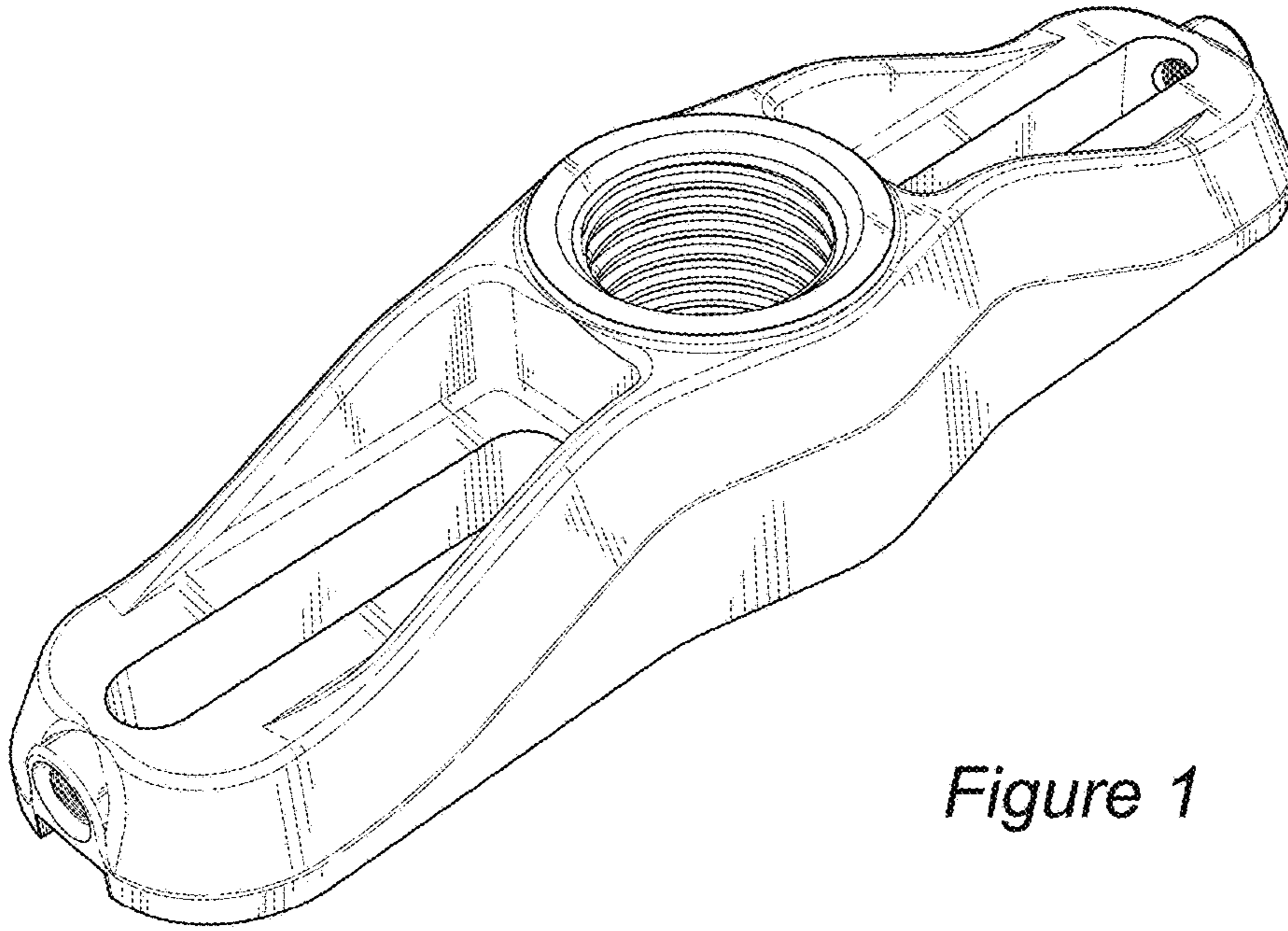


Figure 1

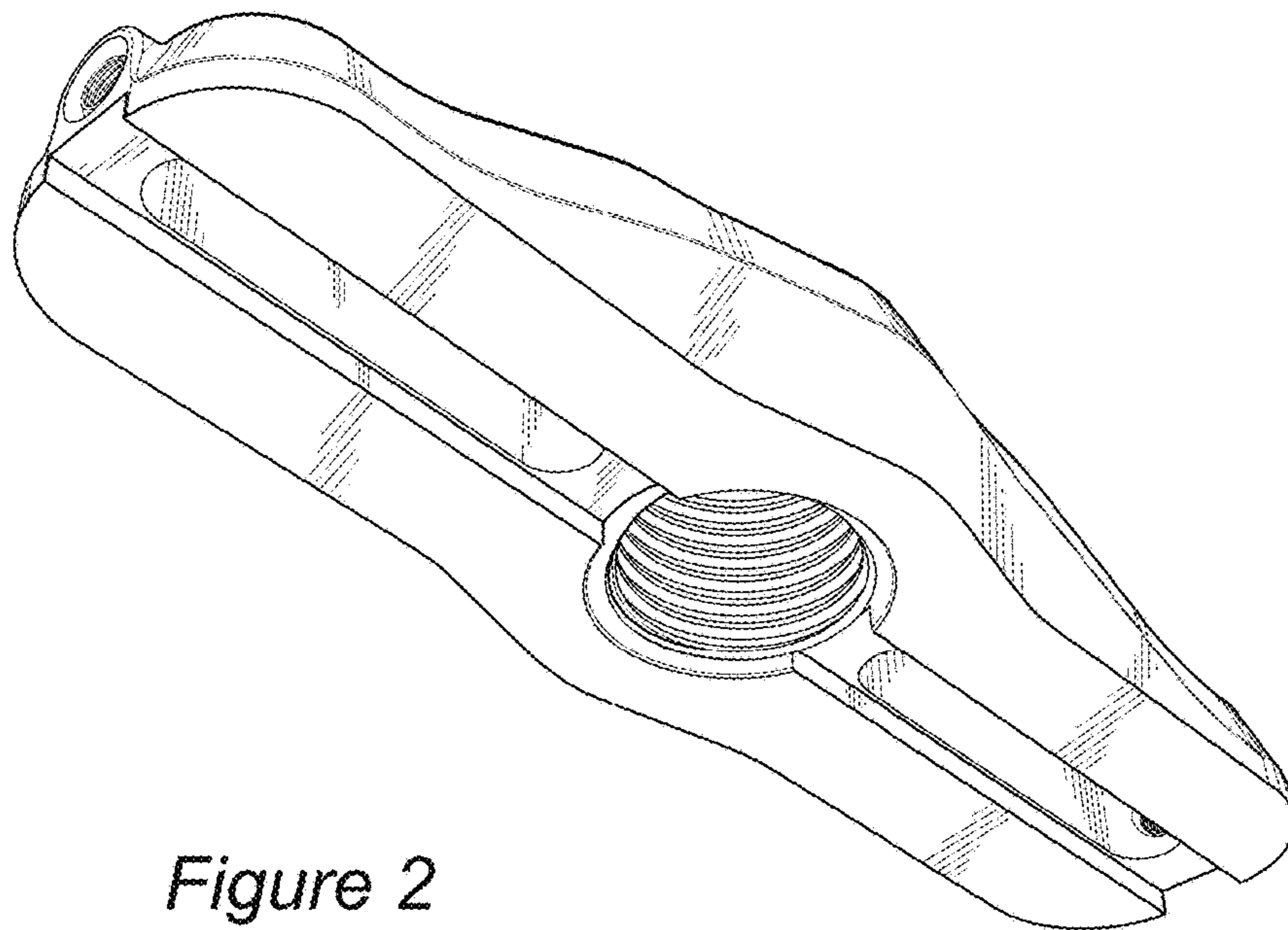


Figure 2

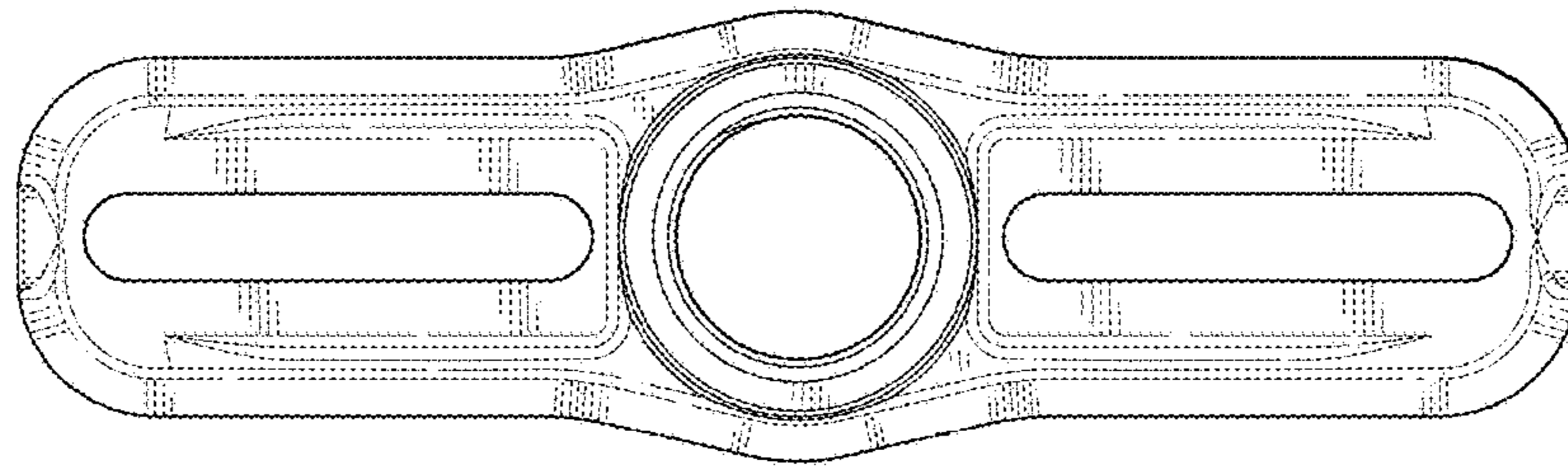


Figure 3

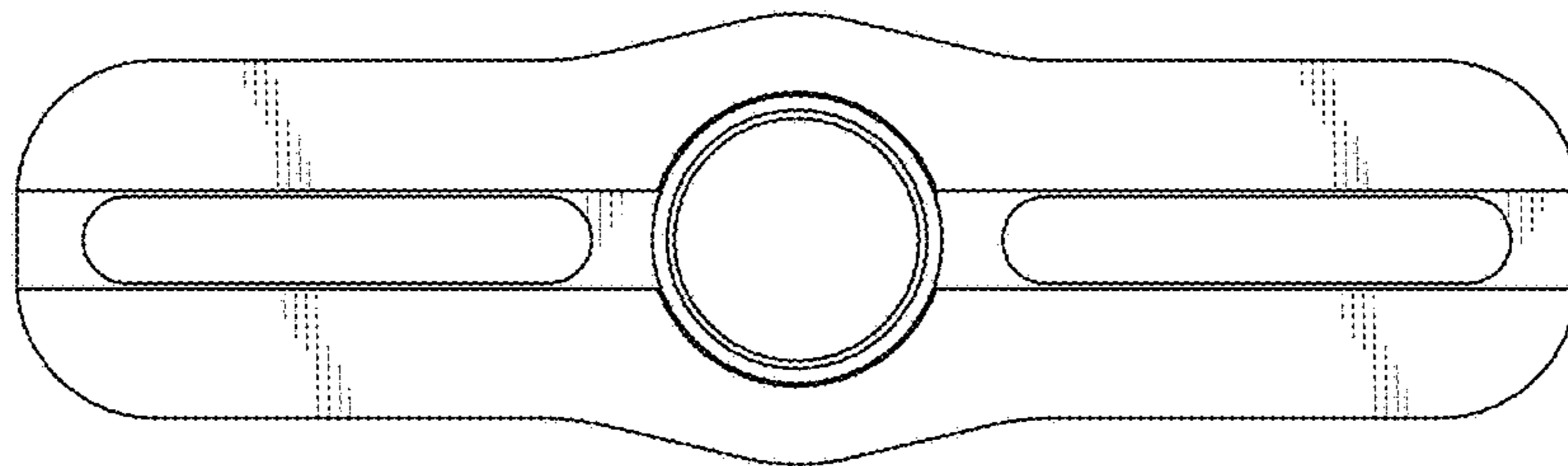


Figure 4

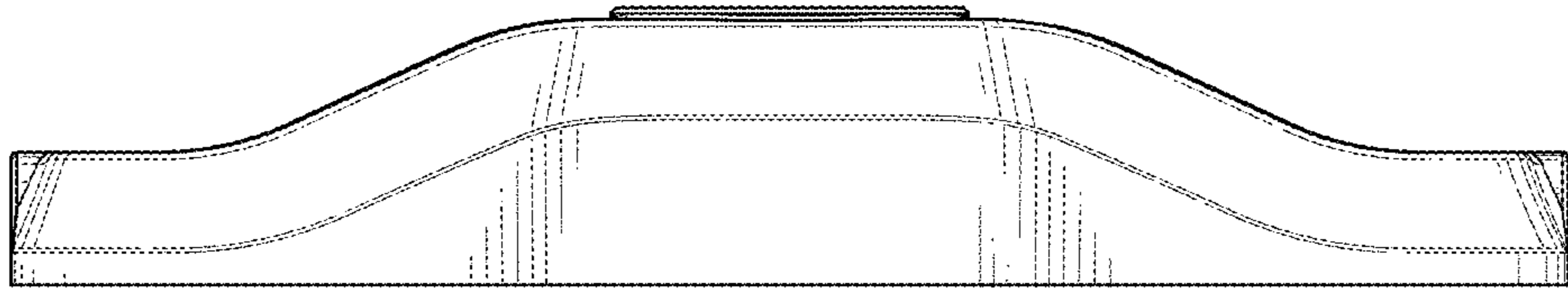


Figure 5

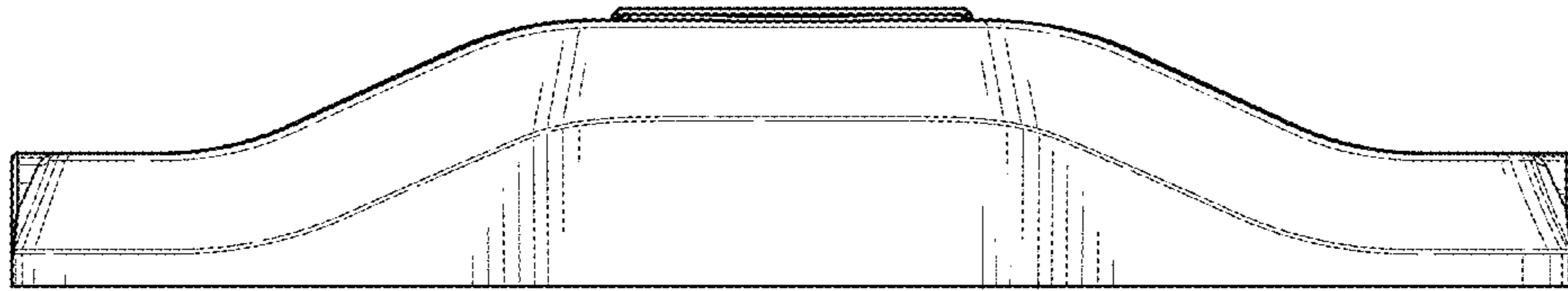


Figure 6

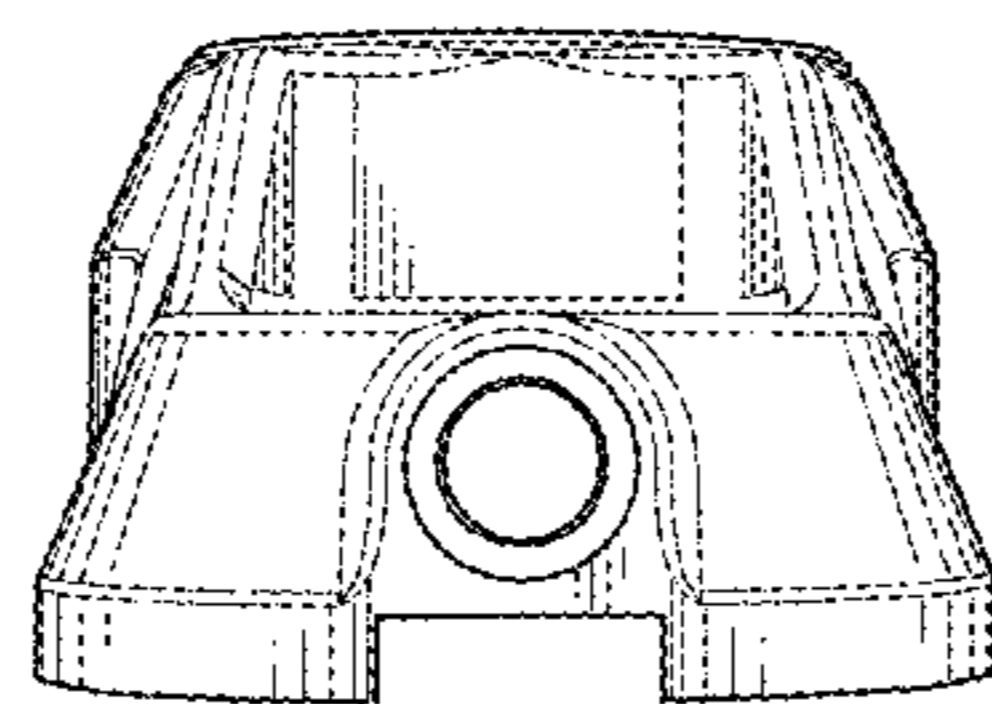


Figure 7