



US00D850219S

(12) **United States Design Patent**  
**Junfola**

(10) **Patent No.:** **US D850,219 S**  
(45) **Date of Patent:** **\*\* Jun. 4, 2019**

- (54) **RULED KNIFE**
- (71) Applicant: **Joseph Junfola**, Chicago, IL (US)
- (72) Inventor: **Joseph Junfola**, Chicago, IL (US)
- (\*\*) Term: **15 Years**
- (21) Appl. No.: **29/634,172**
- (22) Filed: **Jan. 18, 2018**
- (51) **LOC (11) Cl.** ..... **07-03**
- (52) **U.S. Cl.**  
USPC ..... **D7/649**
- (58) **Field of Classification Search**  
USPC ..... D7/393–395, 401.2, 642–652, 693–696;  
D8/93, 97–100, 107, 300, 321;  
D22/117–118  
CPC ..... A01B 1/20; A01B 1/22; A22C 25/006;  
A47G 21/06; A47G 21/065; A61B  
17/3211; A61B 17/3213; B21D 53/64;  
B25G 3/36; B26B 1/00; B26B 1/08;  
B26B 1/10; B26B 3/00; B26B 3/02;  
B26B 3/03; B26B 3/04; B26B 3/06;  
B26B 5/00; B26B 5/001; B26B 5/007;  
B26B 7/00; B26B 7/005; B26B 9/00;  
B26B 9/02; B26B 11/00; B26B 11/006;  
B26B 17/00; B26B 17/006; B26B 29/02  
See application file for complete search history.

(56) **References Cited**  
**U.S. PATENT DOCUMENTS**

D539,082 S	*	3/2007	Molayem	.....	D7/393
D557,081 S	*	12/2007	Hadj-Chikh	.....	D7/649
D649,411 S	*	11/2011	Lo	.....	D7/649
D692,731 S	*	11/2013	Solari	.....	B26B 3/00
					D7/649

D693,186 S	*	11/2013	Hollinger	.....	D7/649
D773,891 S	*	12/2016	Liu	.....	D7/401.2
D796,914 S	*	9/2017	Liu	.....	D7/649
D798,675 S	*	10/2017	Aldous	.....	D7/650
D807,696 S	*	1/2018	Liu	.....	D7/401.2
D809,339 S	*	2/2018	Lo	.....	D7/401.2
2017/0165850 A1	*	6/2017	Rigas	.....	B26B 3/00

\* cited by examiner

*Primary Examiner* — Ricky Pham  
(74) *Attorney, Agent, or Firm* — Michael Petrin; Antero, Tormey & Petrin

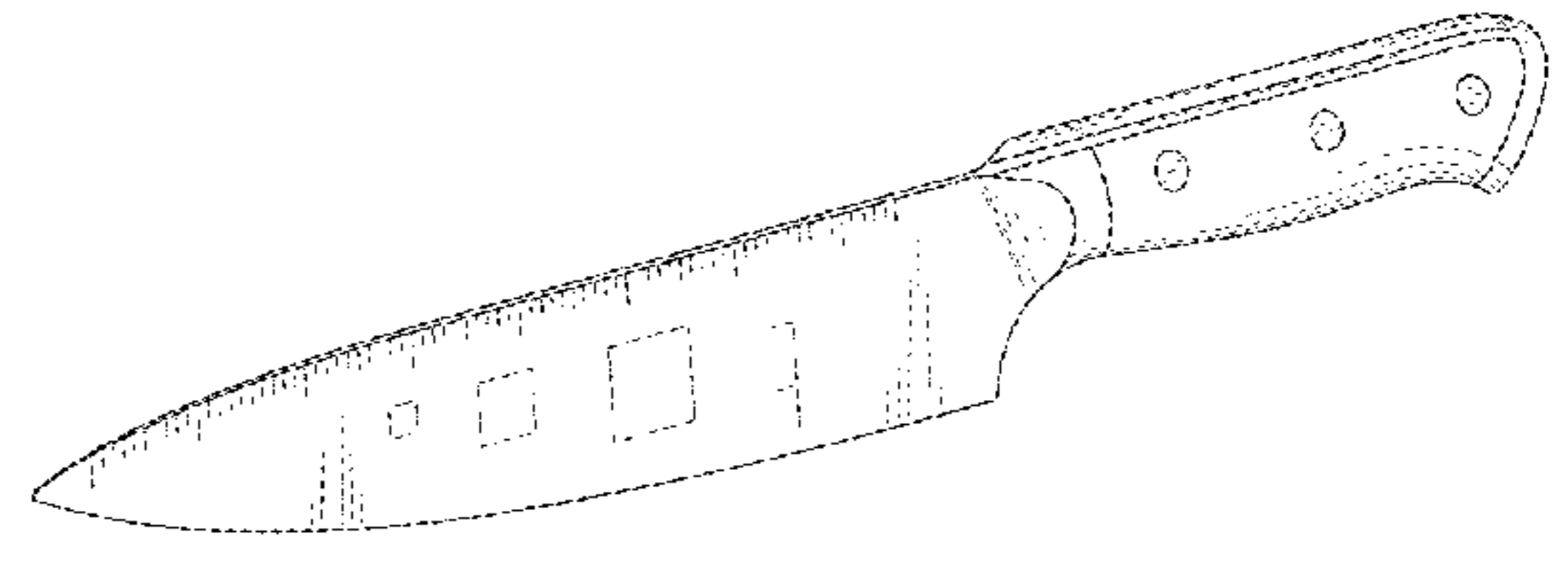
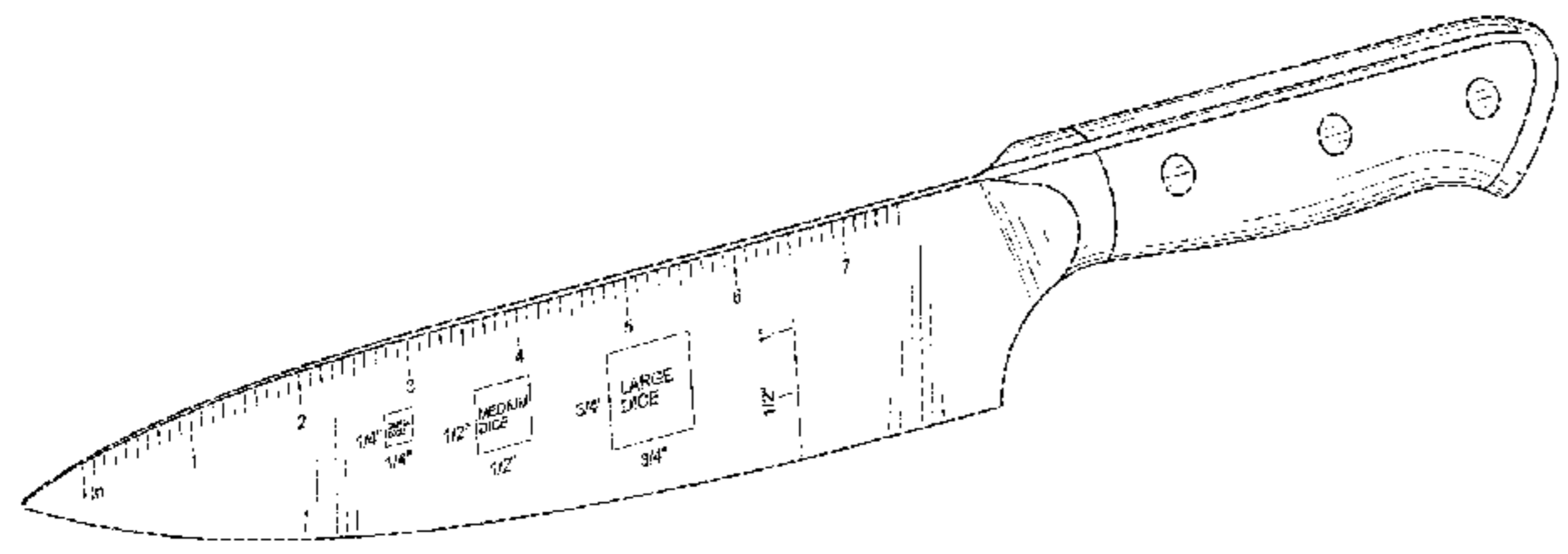
(57) **CLAIM**

The ornamental design for a ruled knife, as shown and described.

**DESCRIPTION**

FIG. 1 is a front perspective view of a first embodiment of a ruled knife showing my new design;  
 FIG. 2 is a front elevational view thereof;  
 FIG. 3 is a rear elevational view thereof;  
 FIG. 4 is a right side elevational view thereof;  
 FIG. 5 is a left side elevational view thereof;  
 FIG. 6 is a top plan view thereof;  
 FIG. 7 is a bottom plan view thereof; and  
 FIG. 8 is a front perspective view of a second embodiment of a ruled knife showing my new design;  
 FIG. 9 is a front elevational view thereof;  
 FIG. 10 is a rear elevational view thereof;  
 FIG. 11 is a right side elevational view thereof;  
 FIG. 12 is a left side elevational view thereof;  
 FIG. 13 is a top plan view thereof; and  
 FIG. 14 is a bottom plan view thereof.

**1 Claim, 6 Drawing Sheets**



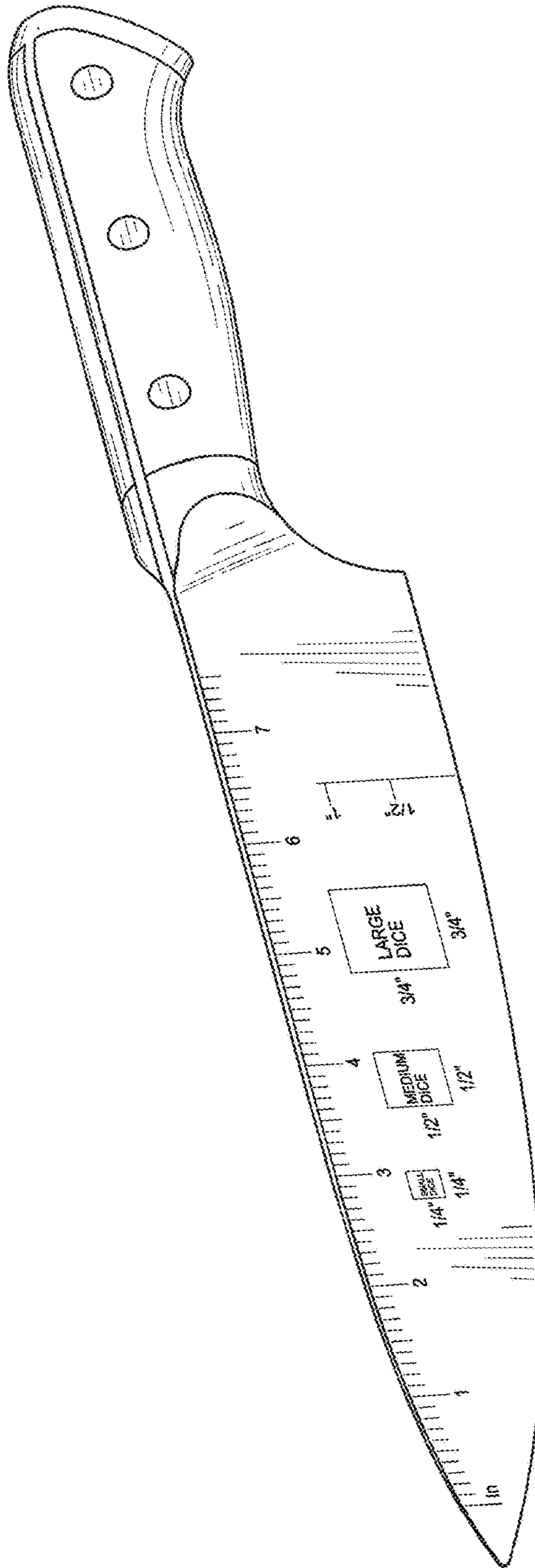


FIG. 1

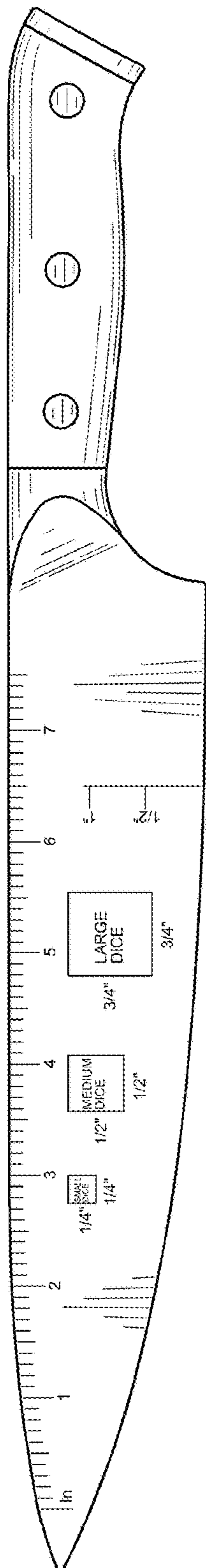


FIG. 2

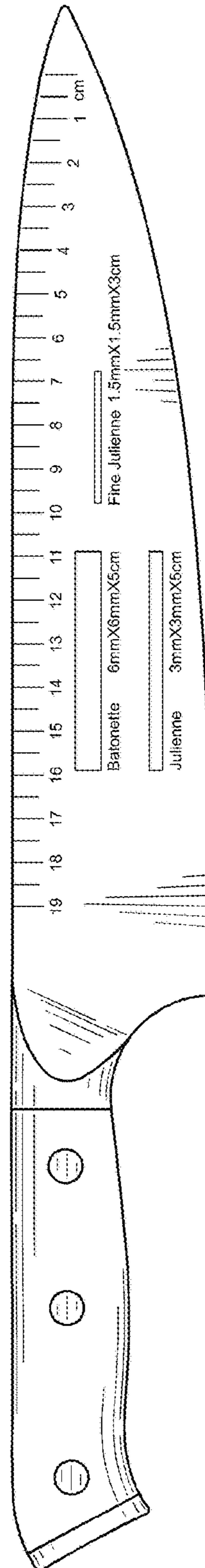


FIG. 3

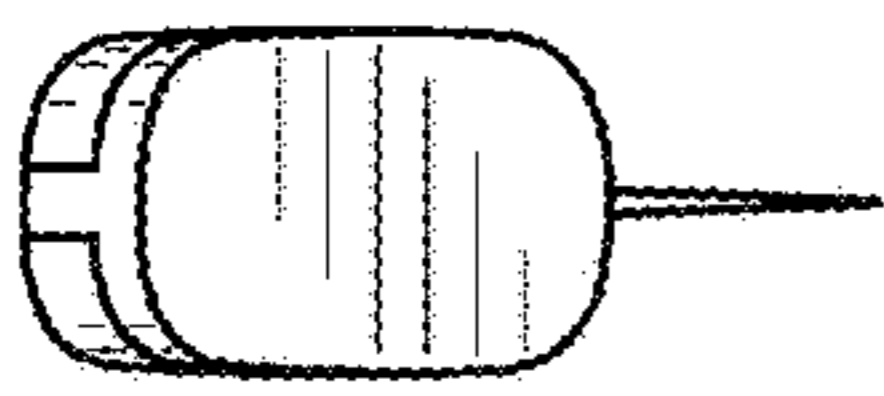


FIG. 4

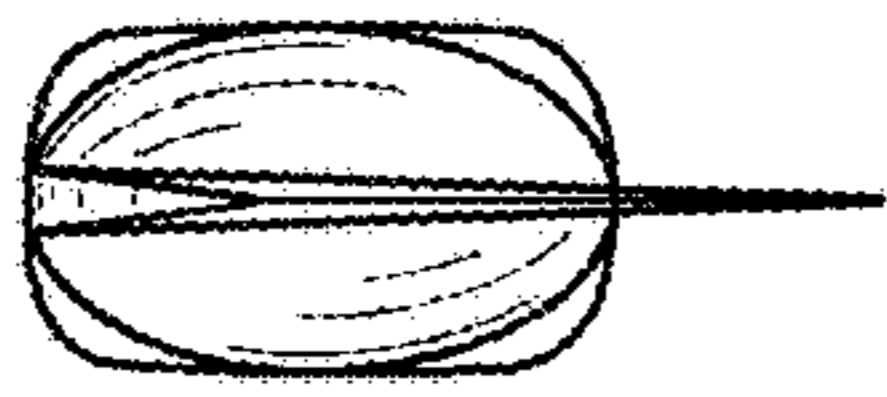


FIG. 5

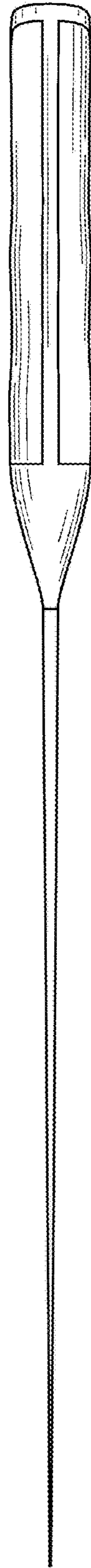


FIG. 6

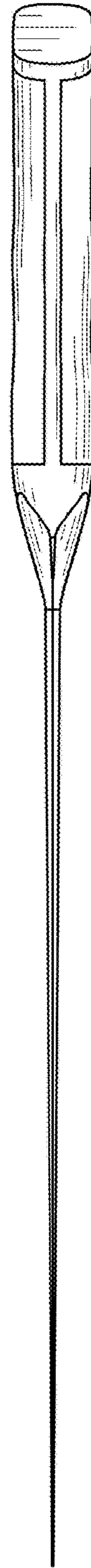


FIG. 7

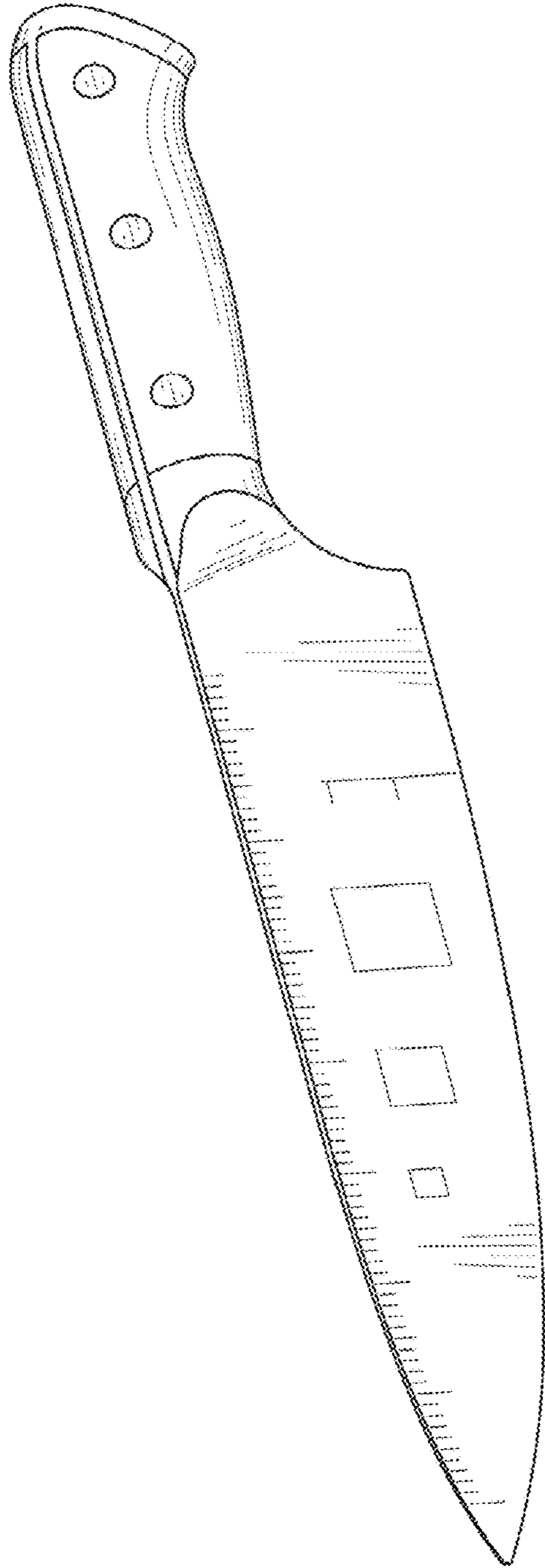


FIG. 8

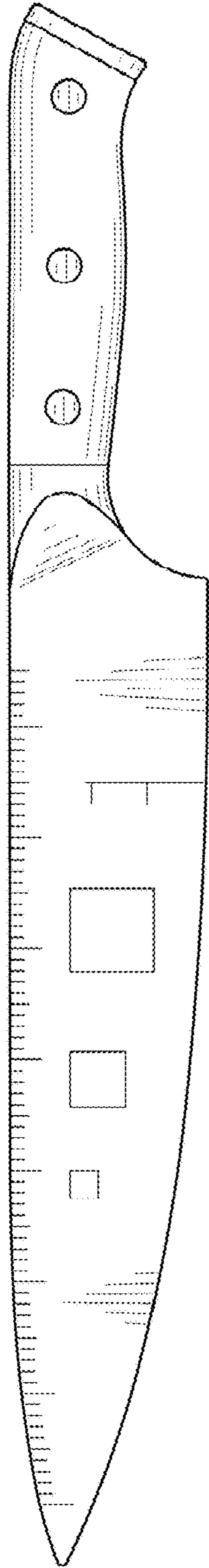


FIG. 9

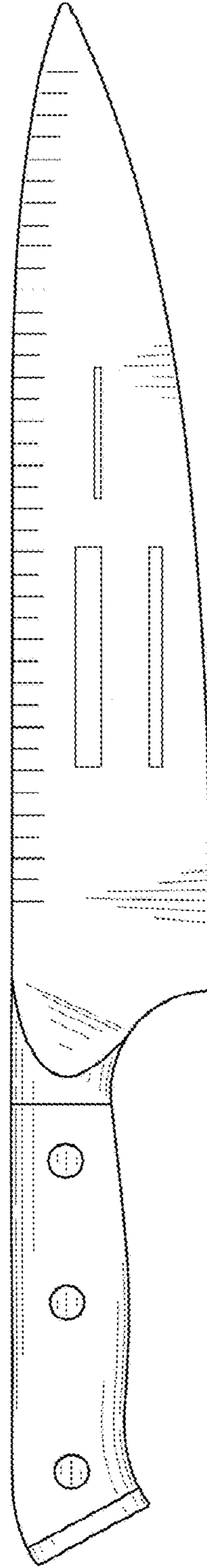


FIG. 10

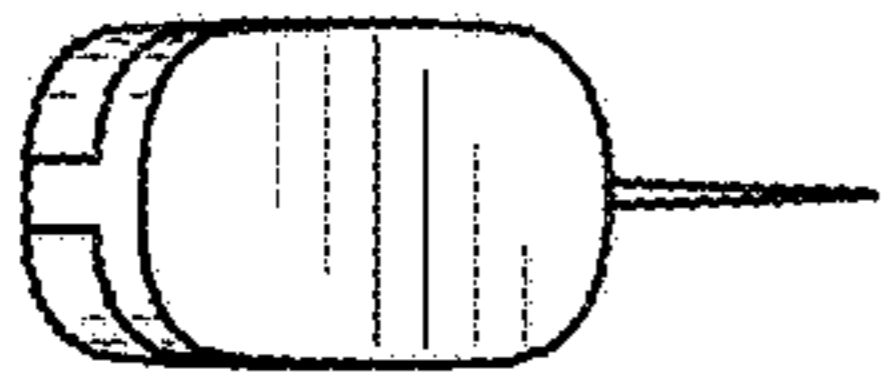


FIG. 11

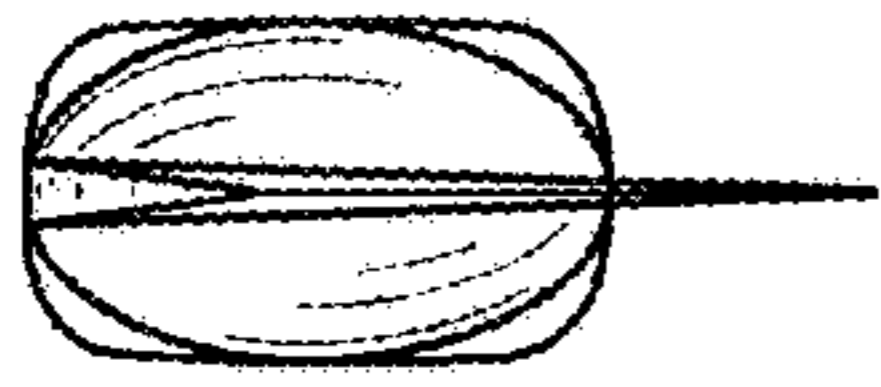


FIG. 12

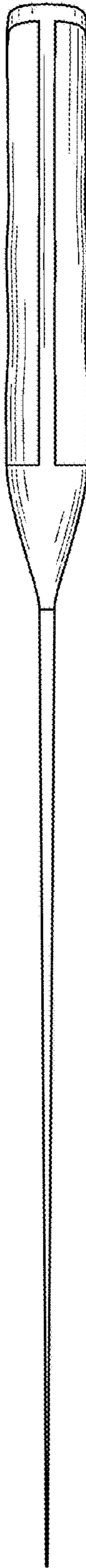


FIG. 13

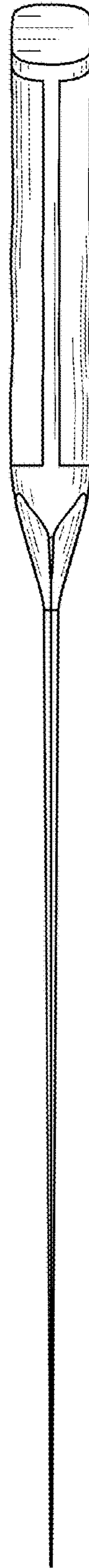


FIG. 14