



US00D850213S

(12) **United States Design Patent**
Consolatore

(10) **Patent No.:** **US D850,213 S**

(45) **Date of Patent:** **** Jun. 4, 2019**

- (54) **TRAY**
- (71) Applicant: **Michael Consolatore**, W. Babylon, NY (US)
- (72) Inventor: **Michael Consolatore**, W. Babylon, NY (US)
- (**) Term: **15 Years**
- (21) Appl. No.: **29/603,364**
- (22) Filed: **May 9, 2017**
- (51) **LOC (11) Cl.** **07-01**
- (52) **U.S. Cl.**
USPC **D7/551.1**
- (58) **Field of Classification Search**
USPC D7/551.1, 553.1, 553.3, 553.7, 554.3, D7/554.4, 556, 566, 571, 587; D3/202, D3/204, 229

CPC B65D 1/34; B65D 21/00; B65D 21/0204
See application file for complete search history.

- D322,758 S 12/1991 Haire
- D338,595 S 8/1993 Cafarella et al.
- D338,596 S 8/1993 Cafarella et al.
- D339,259 S 9/1993 Kocon
- D346,520 S 5/1994 Barfield
- D363,184 S 10/1995 Elhage
- D363,193 S 10/1995 Rostkowski, Jr.
- D366,798 S 2/1996 Messersmith
- D386,925 S 12/1997 Hogan
- D392,883 S * 3/1998 Ferrin D7/610
- 6,016,910 A 1/2000 Rodearmel
- D425,352 S 5/2000 Paskan
- D430,458 S * 9/2000 Kellermann D7/354
- D430,755 S 9/2000 Simmons
- D431,950 S 10/2000 Richardson
- D462,091 S 8/2002 Lowder
- D462,832 S 9/2002 Lowder
- D478,953 S 8/2003 Nobriga
- D498,077 S 11/2004 Tonizzo
- D528,180 S 9/2006 Rathbun
- D534,232 S * 12/2006 Rathbun D21/780
- 7,202,635 B2 4/2007 Simmons
- D543,758 S 6/2007 Olivera

(Continued)

Primary Examiner — Kelley A Donnelly

(74) *Attorney, Agent, or Firm* — Peter A. Hurley; Richard L. Miller

(56) **References Cited**

U.S. PATENT DOCUMENTS

- D57,968 S 5/1921 Goodale
- D141,503 S 6/1945 Preis
- D192,526 S * 4/1962 Hyatt et al. D7/587
- D195,524 S * 6/1963 Patton, Jr. D7/587
- 3,134,484 A 5/1964 Cox et al.
- 3,341,199 A * 9/1967 Madsen A63C 19/04 473/499
- 3,747,756 A * 7/1973 Wheeler B07C 7/04 206/557
- D252,938 S 9/1979 Binderup
- D257,310 S * 10/1980 Cosmopulos D7/587
- D262,507 S * 1/1982 Wooldridge D7/698
- D284,824 S 7/1986 Marshall
- D314,885 S * 2/1991 Brunner D7/553.7
- D318,198 S 7/1991 Francetic

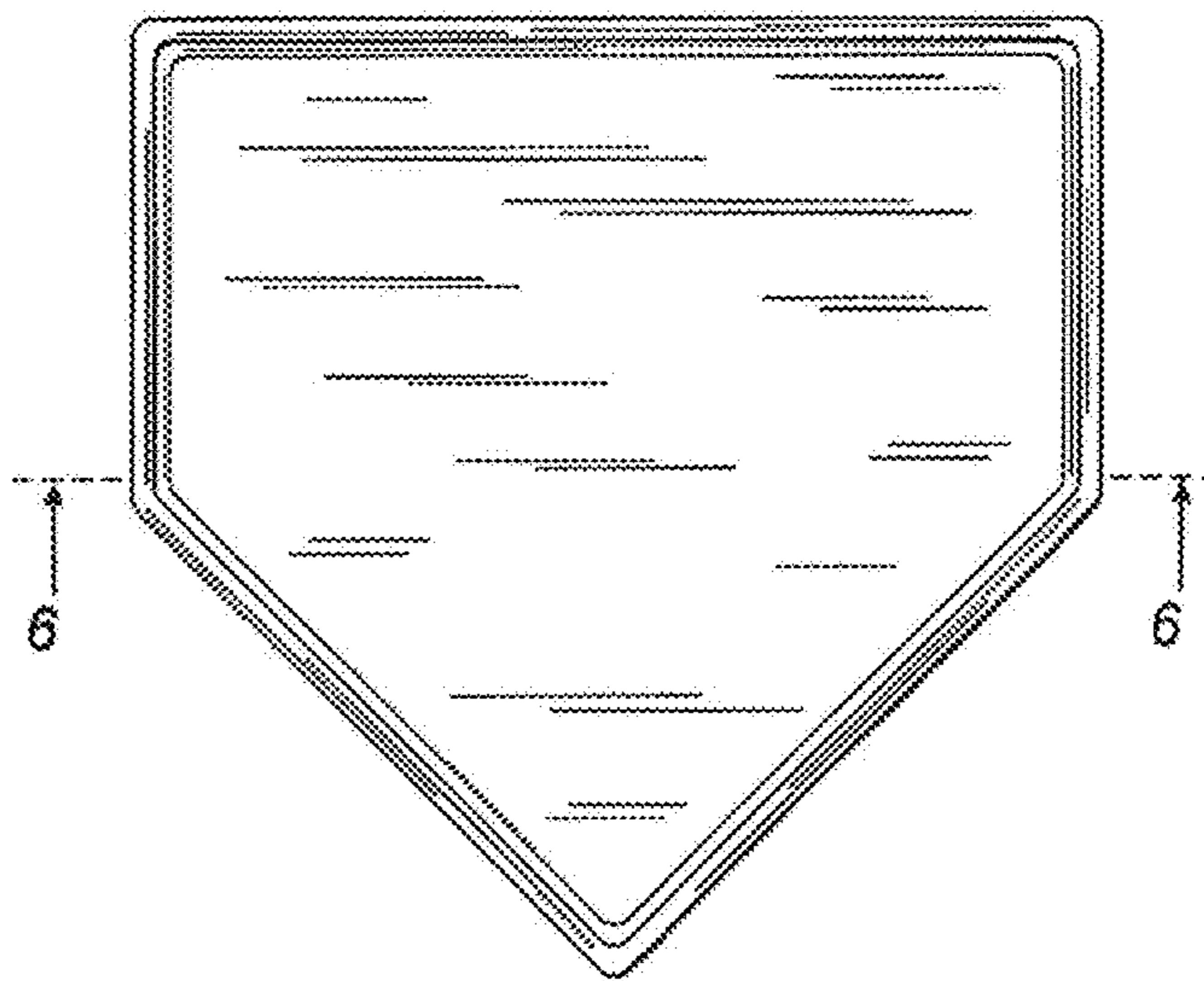
(57) **CLAIM**

The ornamental design for a tray, as shown and described.

DESCRIPTION

FIG. 1 is a top plan view of a tray showing an embodiment of my new design;
 FIG. 2 is a rear elevational view thereof;
 FIG. 3 is a front elevational view thereof;
 FIG. 4 is a left side elevational view thereof;
 FIG. 5 is a bottom plan view thereof; and,
 FIG. 6 is a cross sectional view taken on line 6-6 in FIG. 1 thereof.

1 Claim, 2 Drawing Sheets



(56)

References Cited

U.S. PATENT DOCUMENTS

D550,043 S * 9/2007 Brattoli 220/626
D565,905 S * 4/2008 Valderrama D7/500
8,006,843 B1 * 8/2011 McFarland B65D 1/34
206/503
D653,502 S 2/2012 Mitchell
D675,820 S 2/2013 Campanella et al.
D678,728 S 3/2013 Stevens
D720,559 S 1/2015 Pitti
9,272,196 B2 * 3/2016 Kropff A63B 69/0013
D755,573 S 5/2016 Consolatore
D807,678 S * 1/2018 Mark D7/354
D816,164 S * 4/2018 Riccobono D19/113
D816,768 S * 5/2018 Riccobono D19/113
D826,643 S * 8/2018 Sahatjian D7/550.1
2007/0170629 A1 * 7/2007 Goldman A47J 47/005
269/289 R

* cited by examiner



Fig 2

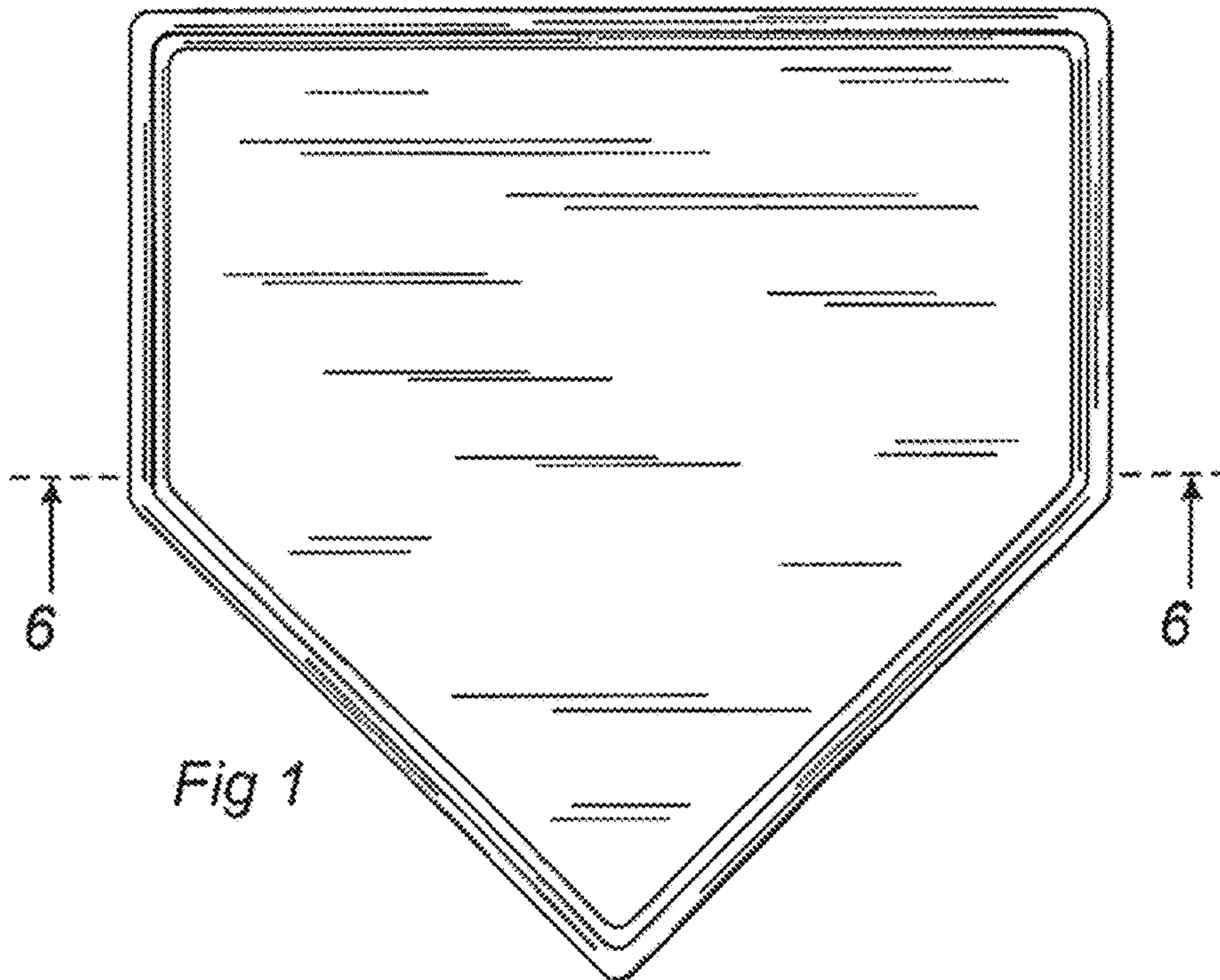


Fig 1

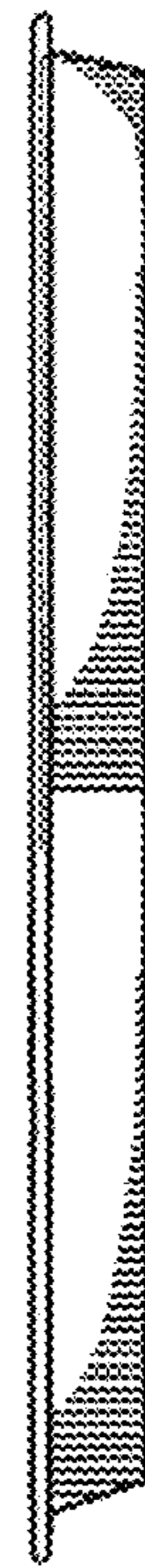


Fig 4



Fig 3

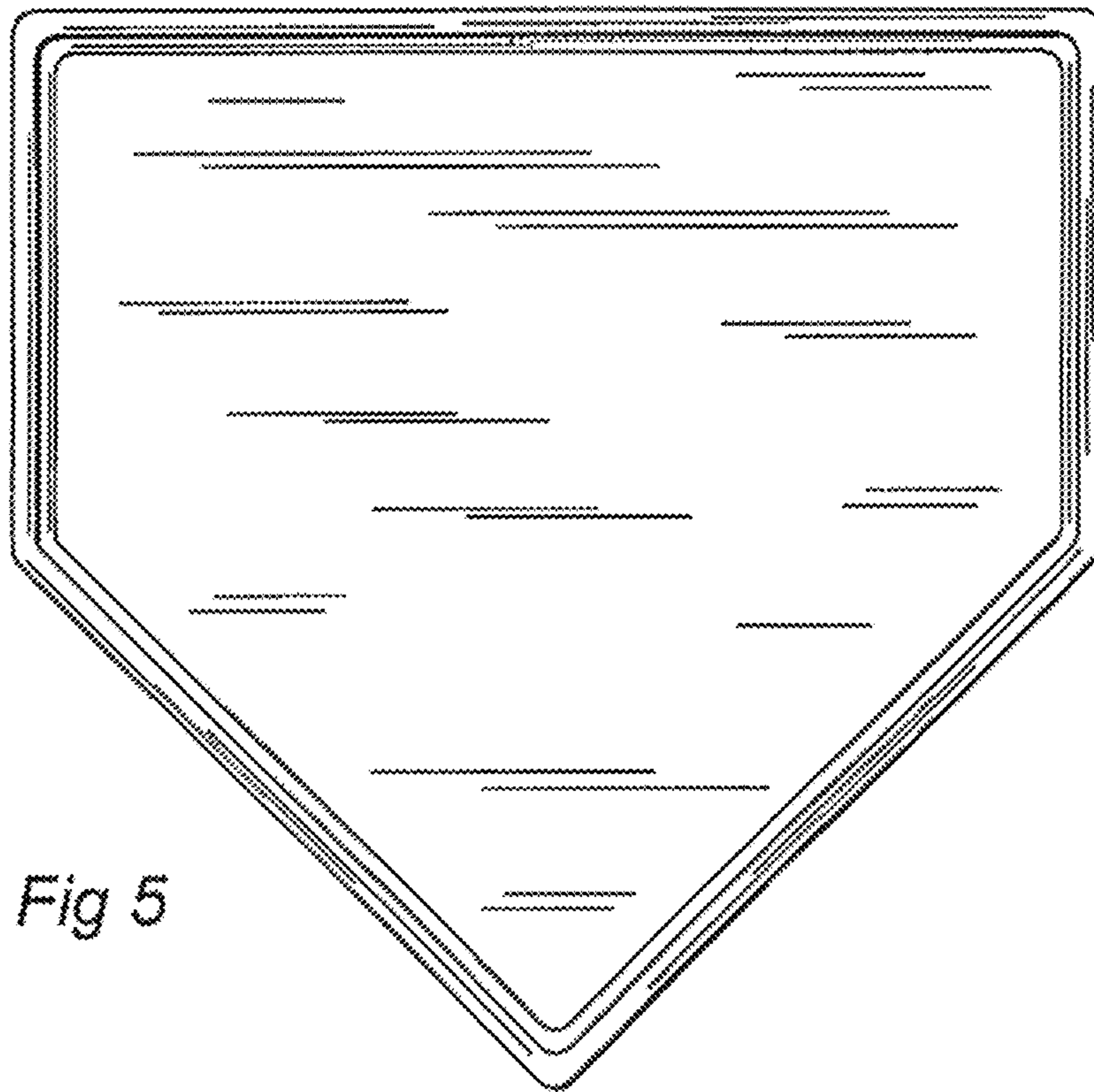


Fig 5



Fig 6