



US00D850205S

(12) **United States Design Patent**
Hotell

(10) **Patent No.:** **US D850,205 S**

(45) **Date of Patent:** **** Jun. 4, 2019**

(54) **BEVERAGE TUMBLER WITH THREAD-ON ACCESSORY BOTTOM**

D630,038 S * 1/2011 Englert D7/305
7,975,868 B1 * 7/2011 Flies B65D 1/24
215/12.1
8,815,318 B2 * 8/2014 Zoss B65D 51/247
206/219

(71) Applicant: **Nice Reusables, Inc.**, Carlsbad, CA (US)

(Continued)

(72) Inventor: **Chris Hotell**, Carlsbad, CA (US)

Primary Examiner — Marianne N Pandozzi

Assistant Examiner — Jae Liang

(**) Term: **15 Years**

(74) *Attorney, Agent, or Firm* — Shifrin Patent Law; Dan Shifrin

(21) Appl. No.: **29/607,669**

(22) Filed: **Jun. 15, 2017**

(57) **CLAIM**

(51) **LOC (11) Cl.** **07-01**

The ornamental design for beverage tumbler with thread-on accessory bottom, as shown and described.

(52) **U.S. Cl.**

USPC **D7/507**; D7/510; D7/531; D7/532

DESCRIPTION

(58) **Field of Classification Search**

USPC D7/392.1, 396.2, 387, 396.3, 388, 900, D7/507, 555, 510, 511, 533, 536, 397, D7/398, 396.1, 620, 619.1, 532, 531; D9/436, 434, 435, 454, 420, 453, 414; 220/200, 703; D8/382, 395, 396, 394; D11/143, 153

The present application is related to commonly-owned and co-pending U.S. Design application Ser. No. 29/607,667 entitled Thread-On Accessory Bottom for Vacuum Insulated Beverage Cup, and U.S. application Ser. No. 15/623,869 entitled Accessorized Beverage Cup, both filed on the filing date hereof, which applications are incorporated herein by reference in their entireties.

CPC B65D 41/56; B65D 43/02; B65D 1/265; A47G 19/2216; A47G 19/22; A47G 19/2222

See application file for complete search history.

FIG. 1 is a front view of a beverage tumbler with thread-on accessory bottom showing our new design;

FIG. 2 is a rear view thereof;

FIG. 3 is a right side view thereof, the left side view being a mirror image thereof;

FIG. 4 is an exploded view thereof;

FIG. 5 is a top perspective view thereof;

FIG. 6 is a bottom perspective view thereof with an accessory bottom threaded onto the bottom of the tumbler;

FIG. 7 is a bottom perspective view thereof with the accessory bottom of FIG. 6 removed from the bottom of the tumbler;

FIG. 8 is a top view thereof;

FIG. 9 is a top view thereof in an open position; and,

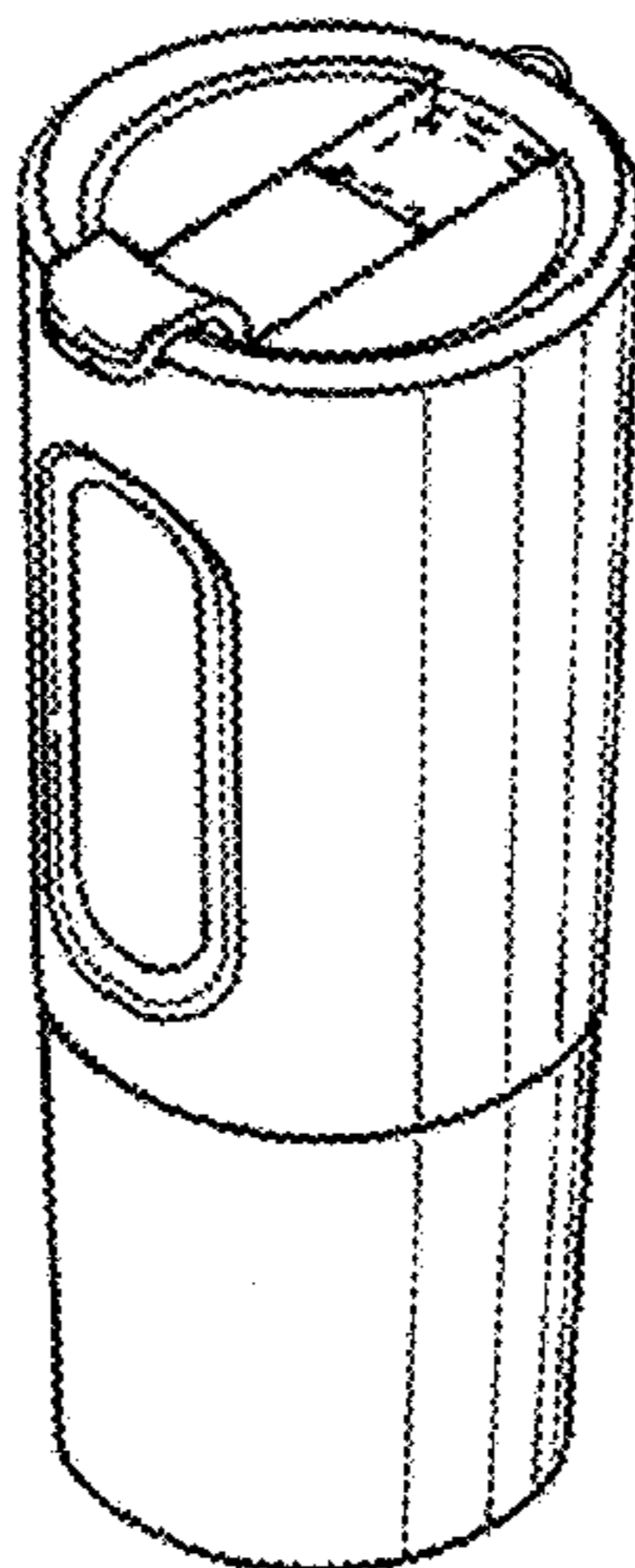
FIG. 10 is a top view of the accessory bottom of FIG. 6.

(56) **References Cited**

U.S. PATENT DOCUMENTS

- 3,240,415 A * 3/1966 Pugh B65D 51/247
229/103.1
- 4,216,875 A * 8/1980 Stanish B65D 51/246
220/212
- 4,989,746 A * 2/1991 Pierce B65D 47/0895
220/254.3
- D407,597 S * 4/1999 Diehl D7/316
- D470,014 S * 2/2003 Soehnlen D7/511
- D572,975 S * 7/2008 Germany D7/510
- D602,308 S * 10/2009 Alviar D7/510
- D628,889 S * 12/2010 Groubert D9/449

1 Claim, 4 Drawing Sheets



(56)

References Cited

U.S. PATENT DOCUMENTS

D715,100 S * 10/2014 Eyal D7/510
D798,656 S * 10/2017 Steel D7/396.2
D799,321 S * 10/2017 Mazurkiewicz D9/449
D802,362 S * 11/2017 Spivey D7/396.2
D814,240 S * 4/2018 Kabalin D7/510
2004/0211778 A1* 10/2004 Lien B65D 33/06
220/212.5
2014/0008378 A1* 1/2014 Rinderer B65D 43/0212
220/703
2014/0186507 A1* 7/2014 Wales A47J 43/27
426/519
2015/0329254 A1* 11/2015 Coloneri B65D 51/1683
220/367.1
2017/0273484 A1* 9/2017 Spivey A47G 19/2288

* cited by examiner

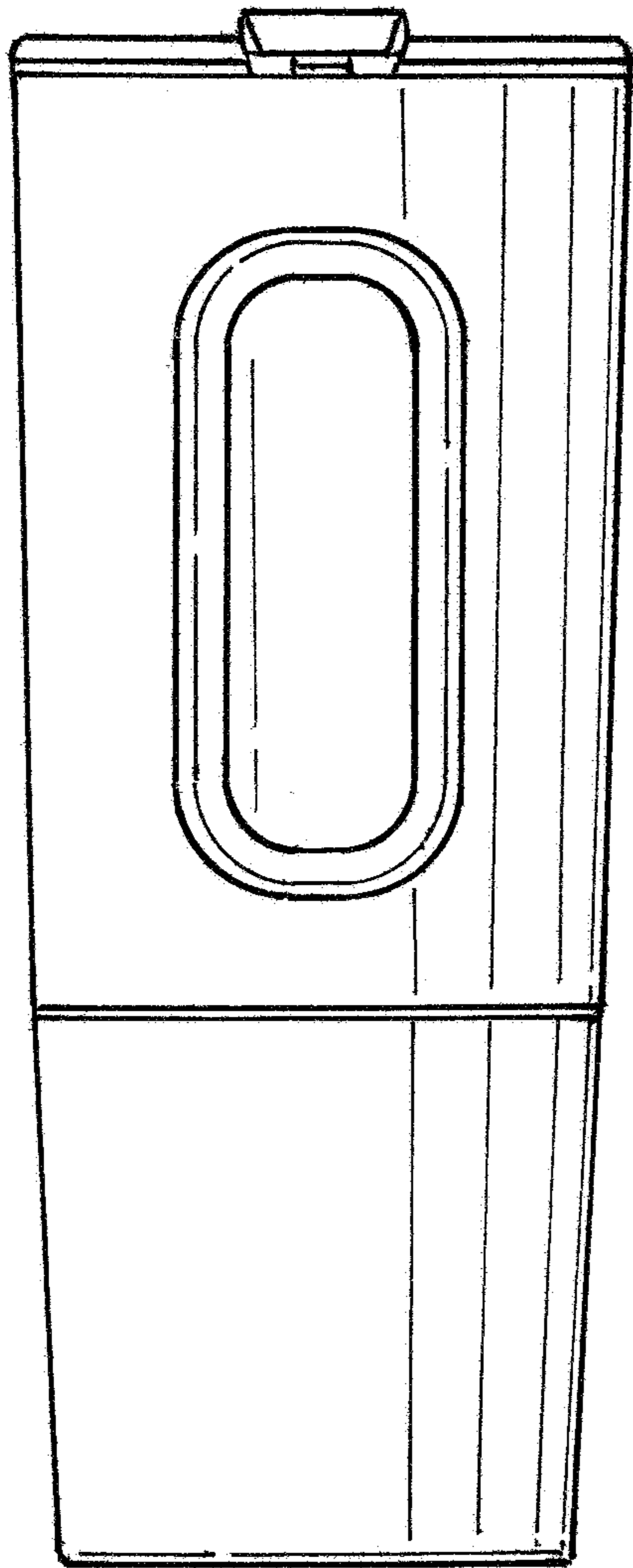


FIG.1




FIG.2




FIG. 3

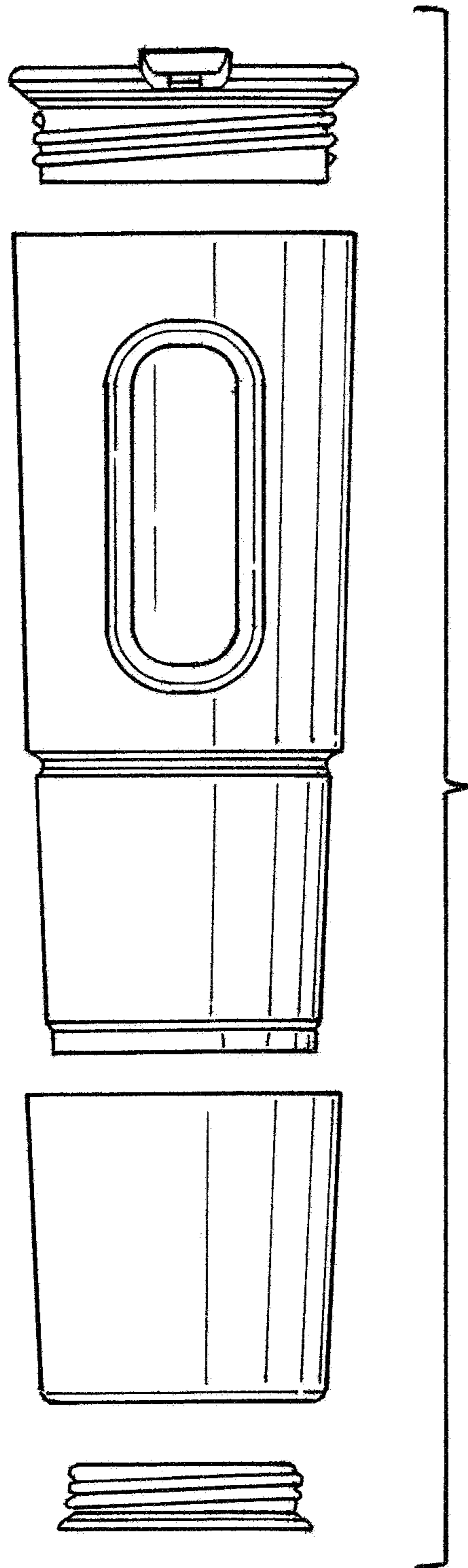


FIG. 4

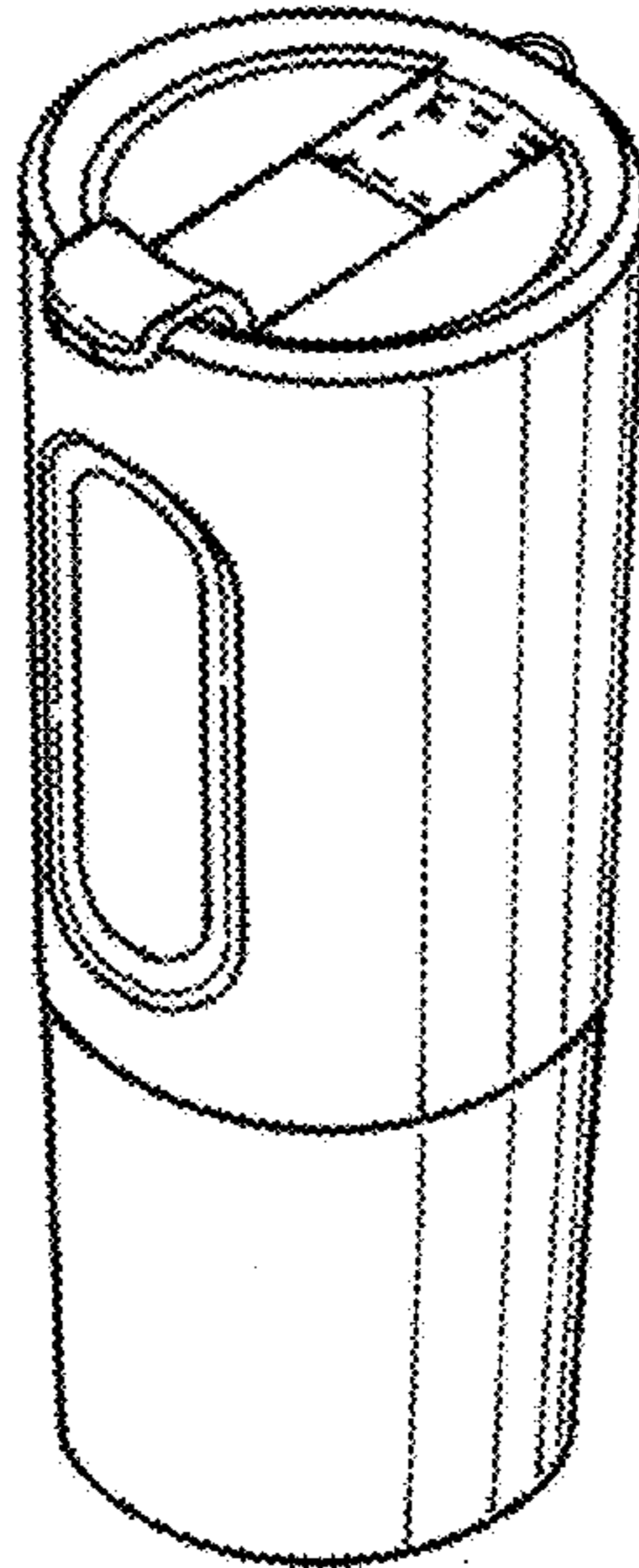


FIG. 5

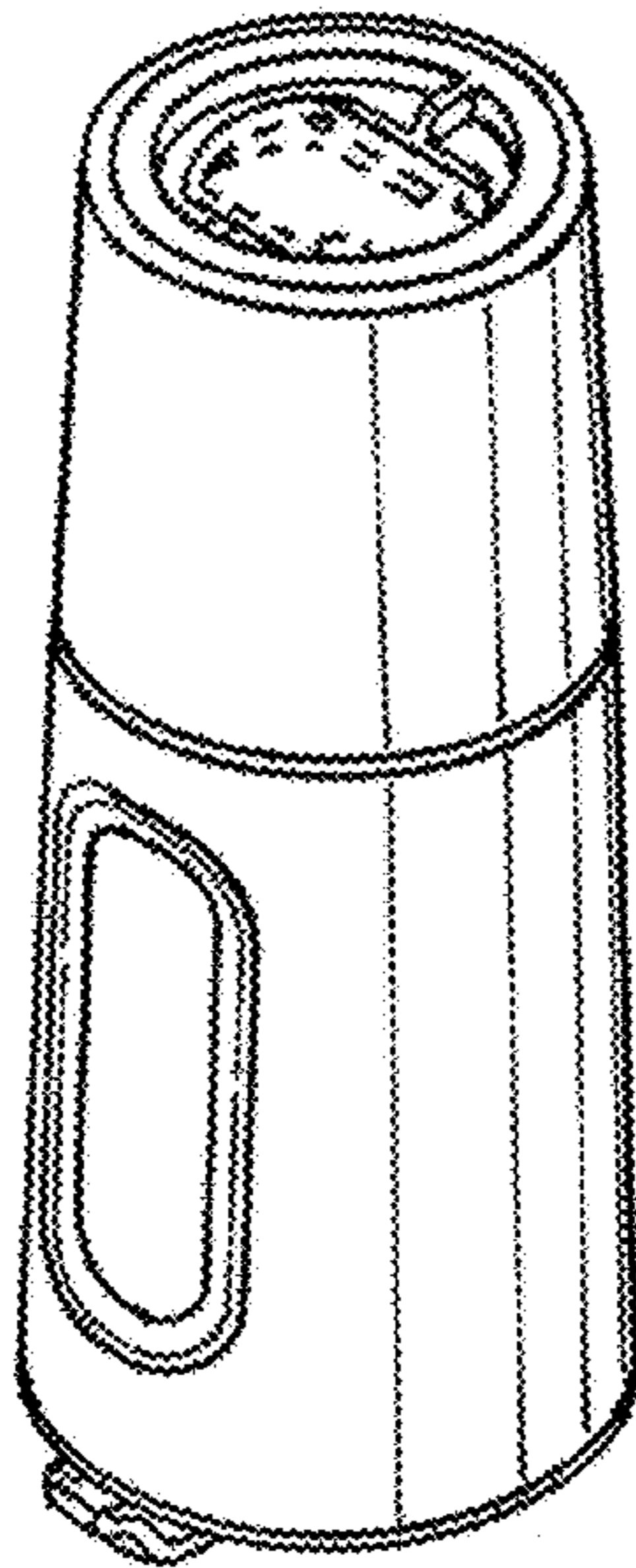


FIG. 6

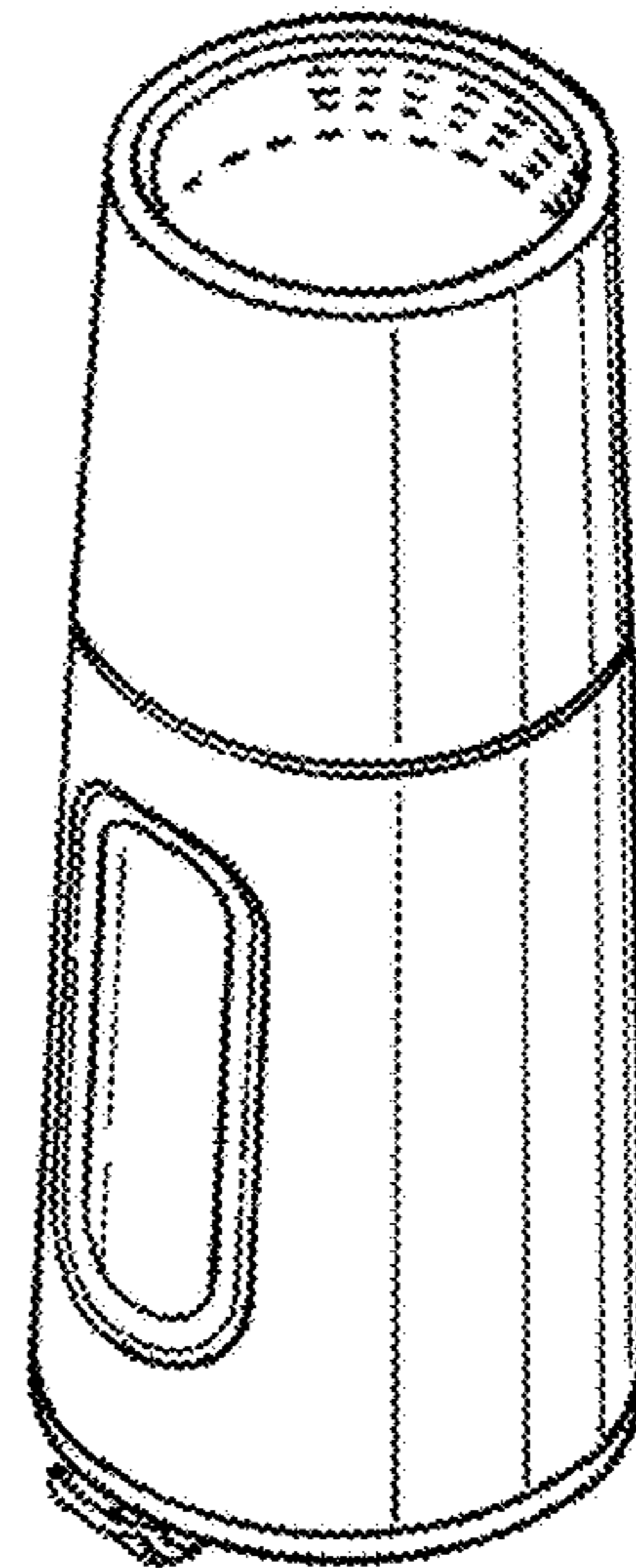


FIG. 7

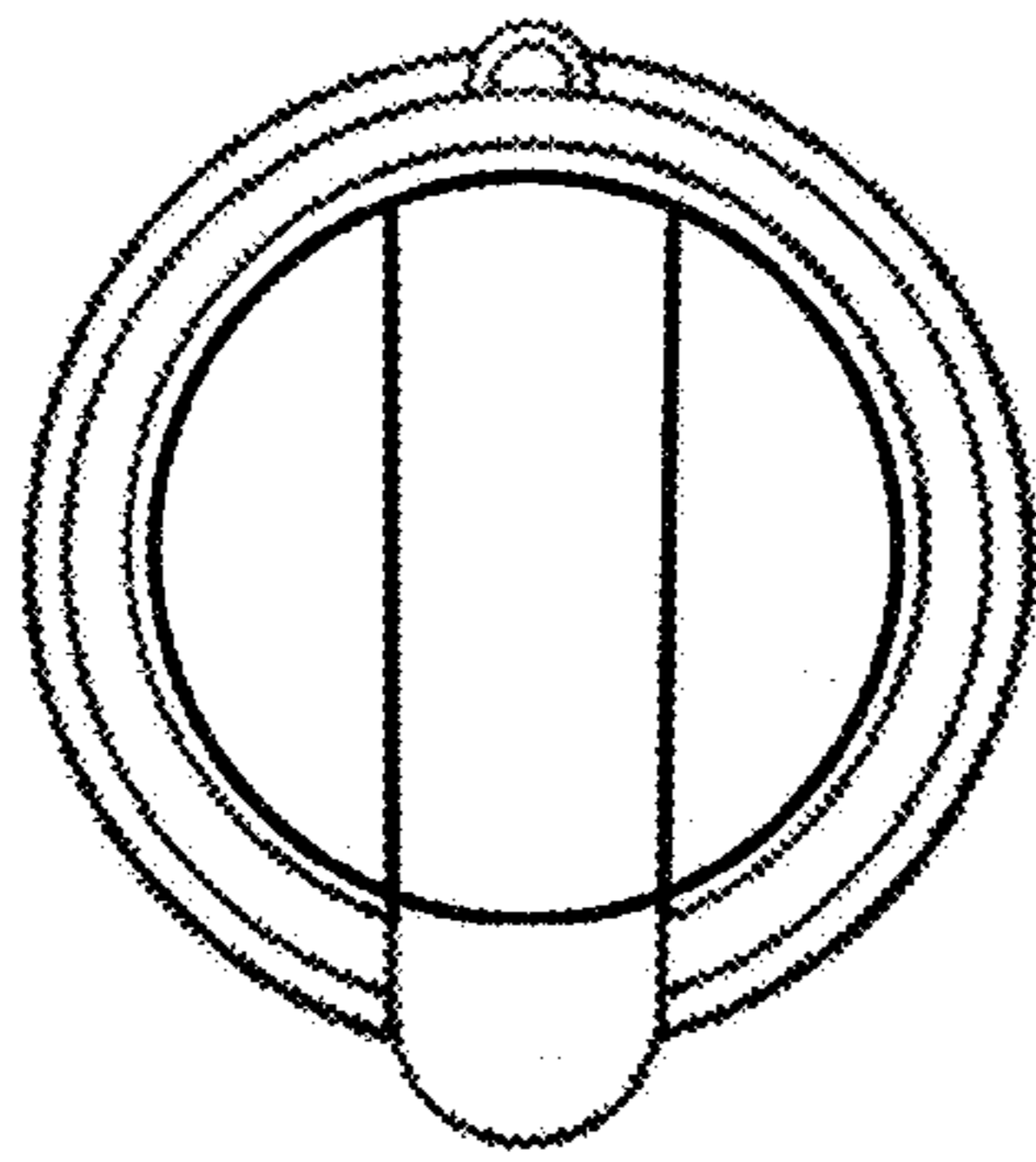


FIG. 8

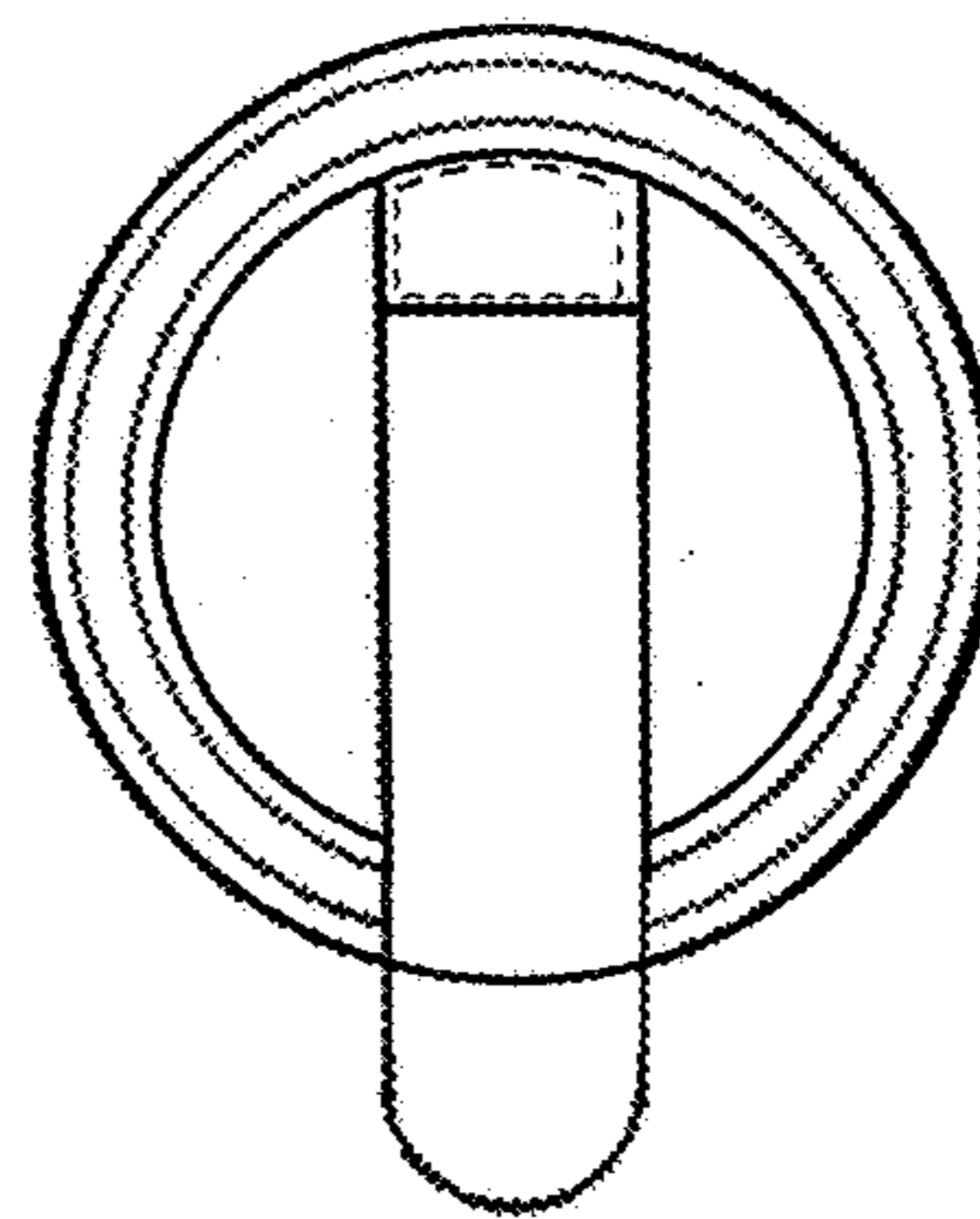


FIG. 9

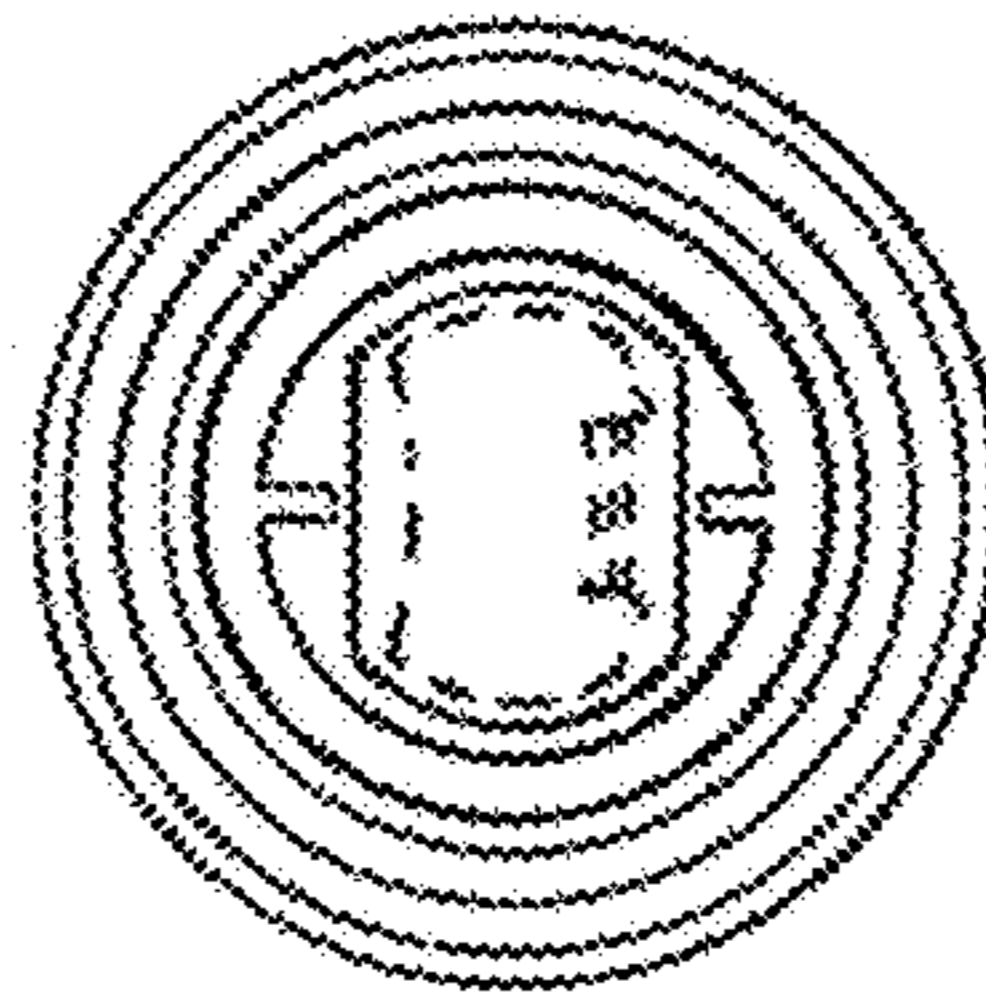


FIG. 10