



US00D850201S

(12) **United States Design Patent**
Omelchenko

(10) **Patent No.:** **US D850,201 S**
(45) **Date of Patent:** **** Jun. 4, 2019**

(54) **WAFFLE MAKER**

(71) Applicant: **Anatoliy Omelchenko**, Brooklyn, NY
(US)

(72) Inventor: **Anatoliy Omelchenko**, Brooklyn, NY
(US)

(**) Term: **15 Years**

(21) Appl. No.: **29/645,178**

(22) Filed: **Apr. 24, 2018**

(51) **LOC (11) Cl.** **07-02**

(52) **U.S. Cl.**
USPC **D7/410**; D7/352; D7/409

(58) **Field of Classification Search**
USPC D1/323, 328-330, 337, 347, 352-364,
D1/367, 391, 402, 409-411; D7/323,
D7/328-330, 337, 347, 352-364, 367,
D7/391, 402, 409-411; D18/19
CPC A21B 3/132; A21B 5/023; A47J 27/60;
A47J 27/62; A47J 36/02; A47J 37/04;
A47J 37/06; A47J 37/067; A47J 37/0605;
A47J 37/0611; A47J 37/0623; A47J
37/0629; A47J 37/0676; A47J 37/0786;
A47J 2037/06; A47J 2037/0611; F24C
15/10; F24C 15/102; H05B 6/02; H05B
6/062

See application file for complete search history.

(56) **References Cited**

U.S. PATENT DOCUMENTS

2,006,938 A * 7/1935 Birkenhauer A21B 3/132
220/23.2
2,026,286 A * 12/1935 Samuels A47J 36/02
99/372

D202,960 S * 11/1965 Carpenter D7/352
D402,436 S * 12/1998 Cawley D1/129
D541,331 S * 4/2007 Matsumoto D18/19
D658,346 S * 5/2012 Proudhon D1/122
D658,941 S * 5/2012 Trussell D7/354
D747,066 S * 1/2016 Roetheli D1/106
D751,342 S * 3/2016 Steeb D7/352
D778,026 S * 2/2017 Roetheli D1/199
D827,375 S * 9/2018 Wu D7/410
D835,381 S * 12/2018 Allio D1/115
2005/0223907 A1 * 10/2005 Albritton A47J 37/0611
99/372

* cited by examiner

Primary Examiner — Ricky Pham

(74) *Attorney, Agent, or Firm* — Larson & Larson, P.A.;
Justin P. Miller; Frank Liebenow

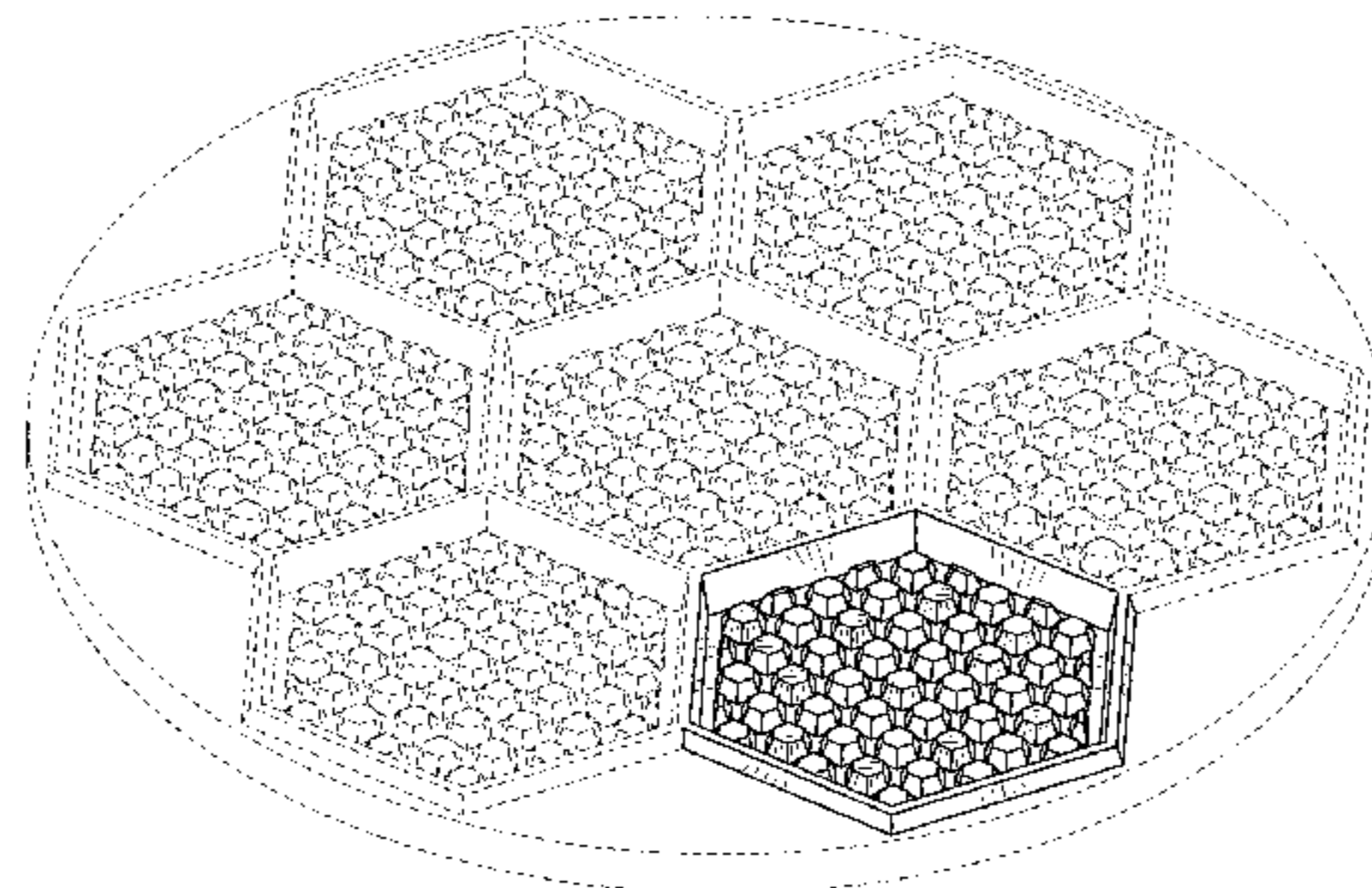
(57) **CLAIM**

I claim the ornamental design for a waffle maker, as shown
and described.

DESCRIPTION

FIG. 1 is a perspective view of a waffle maker showing my
new design;
FIG. 2 is a right-side elevation view thereof;
FIG. 3 is a left-side elevation view thereof;
FIG. 4 is a front elevation view thereof;
FIG. 5 is a back elevation thereof;
FIG. 6 is a top plan view thereof; and,
FIG. 7 is a bottom plan view thereof showing the waffle
maker.
The broken lines are included for the purpose of illustrating
environmental structure and form no part of the claimed
design.

1 Claim, 4 Drawing Sheets



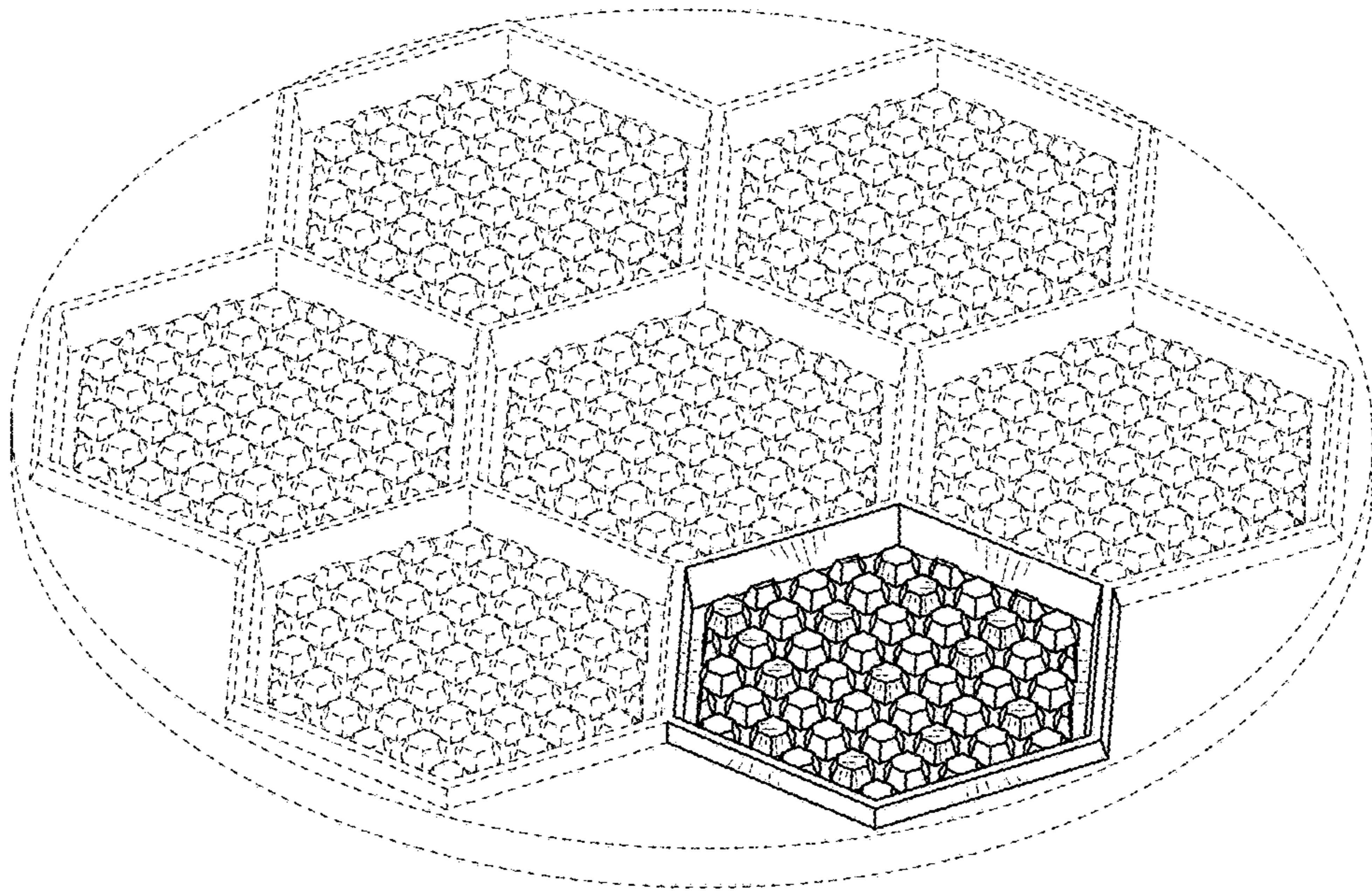


FIG. 1




FIG. 2

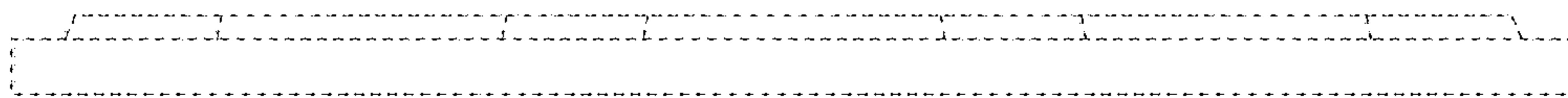


FIG. 3

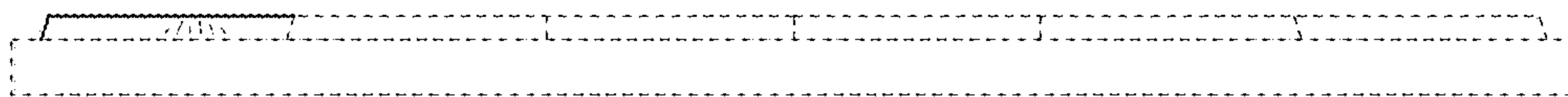


FIG. 4

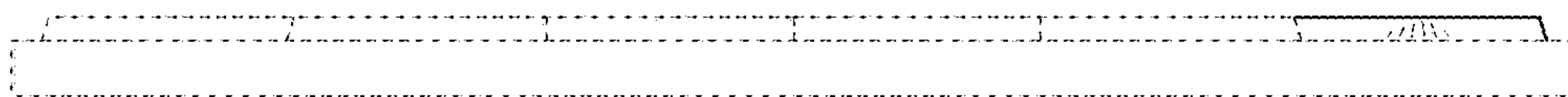


FIG. 5




FIG. 6




FIG. 7