



US00D850197S

(12) **United States Design Patent**
Thrailkill

(10) **Patent No.:** **US D850,197 S**

(45) **Date of Patent:** **** Jun. 4, 2019**

(54) **UTENSIL**

(71) Applicant: **Edgewell Personal Care Brands, LLC., Chesterfield, MO (US)**

(72) Inventor: **Patrick Thrailkill, Newton Centre, MA (US)**

(73) Assignee: **Edgewell Personal Care Brands, LLC, Chesterfield, MO (US)**

(**) Term: **15 Years**

(21) Appl. No.: **29/637,109**

(22) Filed: **Feb. 14, 2018**

(51) **LOC (11) Cl.** **07-03**

(52) **U.S. Cl.**
USPC **D7/401.2; D7/642; D7/645; D7/653**

(58) **Field of Classification Search**
USPC D7/368, 401.2, 642-645, 653-664, 669, D7/675-677, 683, 688-689, 691; D8/107, 300-301; D22/117-118; D24/215; D28/7
CPC ... A01D 9/02; A01D 9/04; A01D 9/06; A45D 40/26; A47G 21/00; A47G 21/004; A47G 21/005; A47G 21/02; A47G 21/023; A47G 21/04; A47G 21/06; A47G 21/08; A47J 43/28; A47J 43/281; A47J 43/282; A61F 13/10; A61J 7/0023; B25G 1/00; B25G 1/01; B25G 1/02; B25G 3/00; B65D 75/56; B65D 75/563; B65D 75/566; B67B 7/00; B67B 7/724; B67B 7/73

See application file for complete search history.

(56) **References Cited**

U.S. PATENT DOCUMENTS

4,106,197 A * 8/1978 Russell A47J 43/282 30/324
D263,272 S 3/1982 Jagger

D271,739 S 12/1983 Jagger
D281,135 S 10/1985 Jagger
4,563,816 A 1/1986 Jagger
D291,710 S 9/1987 Mariol
D294,552 S 3/1988 Jagger
D294,553 S 3/1988 Jagger
D383,806 S 9/1997 Yang
D401,473 S 11/1998 Swinford et al.
D403,556 S 1/1999 Juhlin et al.

(Continued)

FOREIGN PATENT DOCUMENTS

WO 2003022111 A1 3/2003
WO 2013121575 A1 8/2013
WO 2017074931 A1 5/2017

Primary Examiner — Ricky Pham

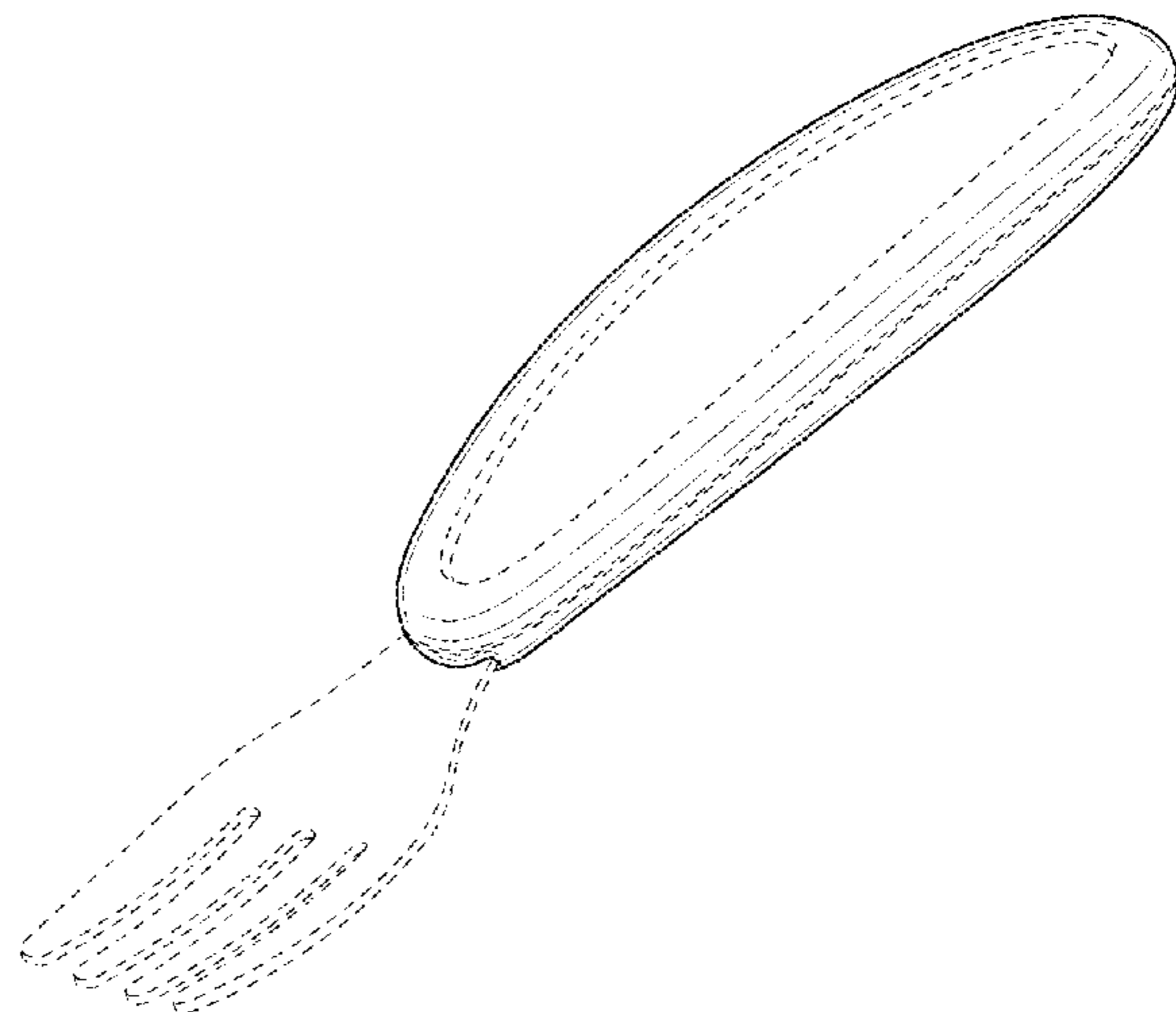
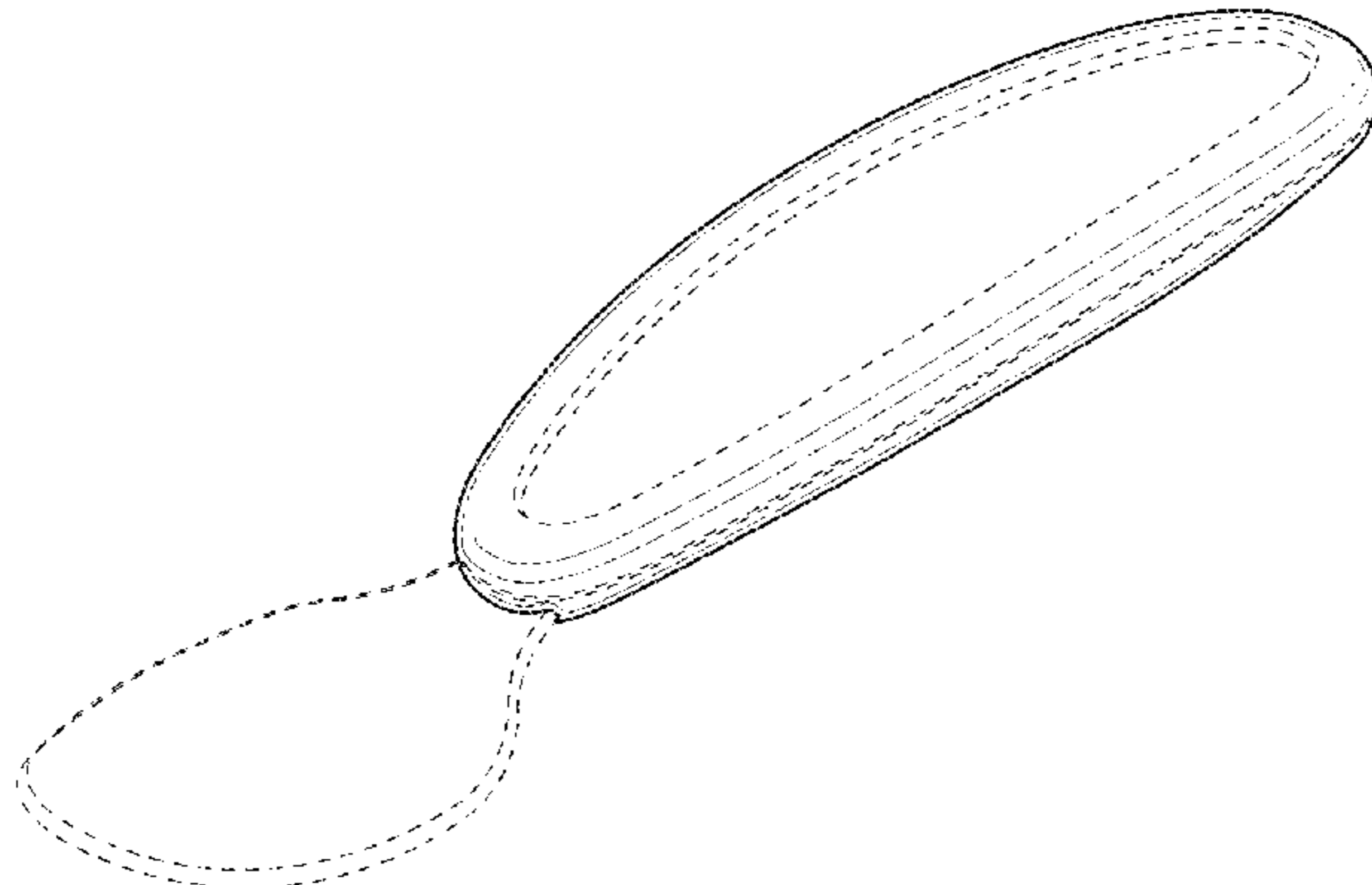
(57) **CLAIM**

I claim the ornamental design for a utensil, as shown and described.

DESCRIPTION

FIG. 1 is a front perspective view of a utensil showing my new design, generally in the shape of a spoon;
FIG. 2 is a top plan view thereof;
FIG. 3 is a bottom plan view thereof;
FIG. 4 is a right side elevation view thereof;
FIG. 5 is a left side elevation view thereof;
FIG. 6 is a back elevation view thereof;
FIG. 7 is a front elevation view thereof;
FIG. 8 is a front perspective view of a utensil showing my new design, generally in the shape of a fork;
FIG. 9 is a top plan view of FIG. 8;
FIG. 10 is a bottom plan view of FIG. 8;
FIG. 11 is a right side elevation view of FIG. 8;
FIG. 12 is a left side elevation view of FIG. 8;
FIG. 13 is a back elevation view of FIG. 8; and,
FIG. 14 is a front elevation view of FIG. 8.
The broken lines shown in the drawings are for illustrative purposes only and form no part of the claimed design.

1 Claim, 4 Drawing Sheets



(56)

References Cited

U.S. PATENT DOCUMENTS

D407,267 S 3/1999 Juhlin et al.
 D407,268 S 3/1999 Juhlin et al.
 D407,611 S 4/1999 Shane-Schuldt
 5,890,223 A 4/1999 Klemmer
 5,920,993 A 7/1999 Wenk
 D413,049 S 8/1999 Bergkvist
 D413,770 S 9/1999 Joergensen
 5,950,280 A 9/1999 Taylor
 D417,122 S 11/1999 Jagger
 5,975,909 A 11/1999 Ritchie
 D419,397 S 1/2000 Liu
 D421,875 S 3/2000 Sundberg
 D427,044 S 6/2000 White et al.
 D461,997 S 8/2002 Jalet
 6,453,562 B1 9/2002 Hakim
 D476,862 S 7/2003 Jagger
 D492,551 S 7/2004 Roehrig
 7,150,919 B2 12/2006 Ajbani et al.
 7,264,838 B2 9/2007 Plank et al.
 D587,075 S * 2/2009 Dibnah D28/7
 D614,922 S 5/2010 Sierra et al.

D615,367 S 5/2010 Sierra et al.
 D615,368 S 5/2010 Sierra et al.
 D637,309 S * 5/2011 Park D24/215
 D657,620 S * 4/2012 Pookrum D7/401.2
 D657,621 S * 4/2012 Pookrum D7/401.2
 D682,613 S * 5/2013 De Leo D7/401.2
 D690,156 S * 9/2013 Apple D7/401.2
 D706,440 S * 6/2014 Hahr D24/215
 D825,104 S * 8/2018 Simard A47J 43/282
 D28/7
 D834,381 S * 11/2018 Appelbaum D7/653
 D834,382 S * 11/2018 Appelbaum A45D 40/26
 D7/653
 D834,896 S * 12/2018 Appelbaum D7/653
 2003/0070303 A1 4/2003 Hakim
 2003/0208268 A1 11/2003 Hodd et al.
 2004/0151933 A1 8/2004 Ajbani et al.
 2005/0037123 A1 2/2005 Plank et al.
 2007/0251103 A1 11/2007 Rhodes, III
 2008/0276461 A1 11/2008 Gold
 2016/0106244 A1 4/2016 Michaels et al.
 2016/0296052 A1 10/2016 Hardy et al.
 2016/0374487 A1 12/2016 Berndtsson
 2017/0188687 A1 * 7/2017 Simard A45D 40/26

* cited by examiner

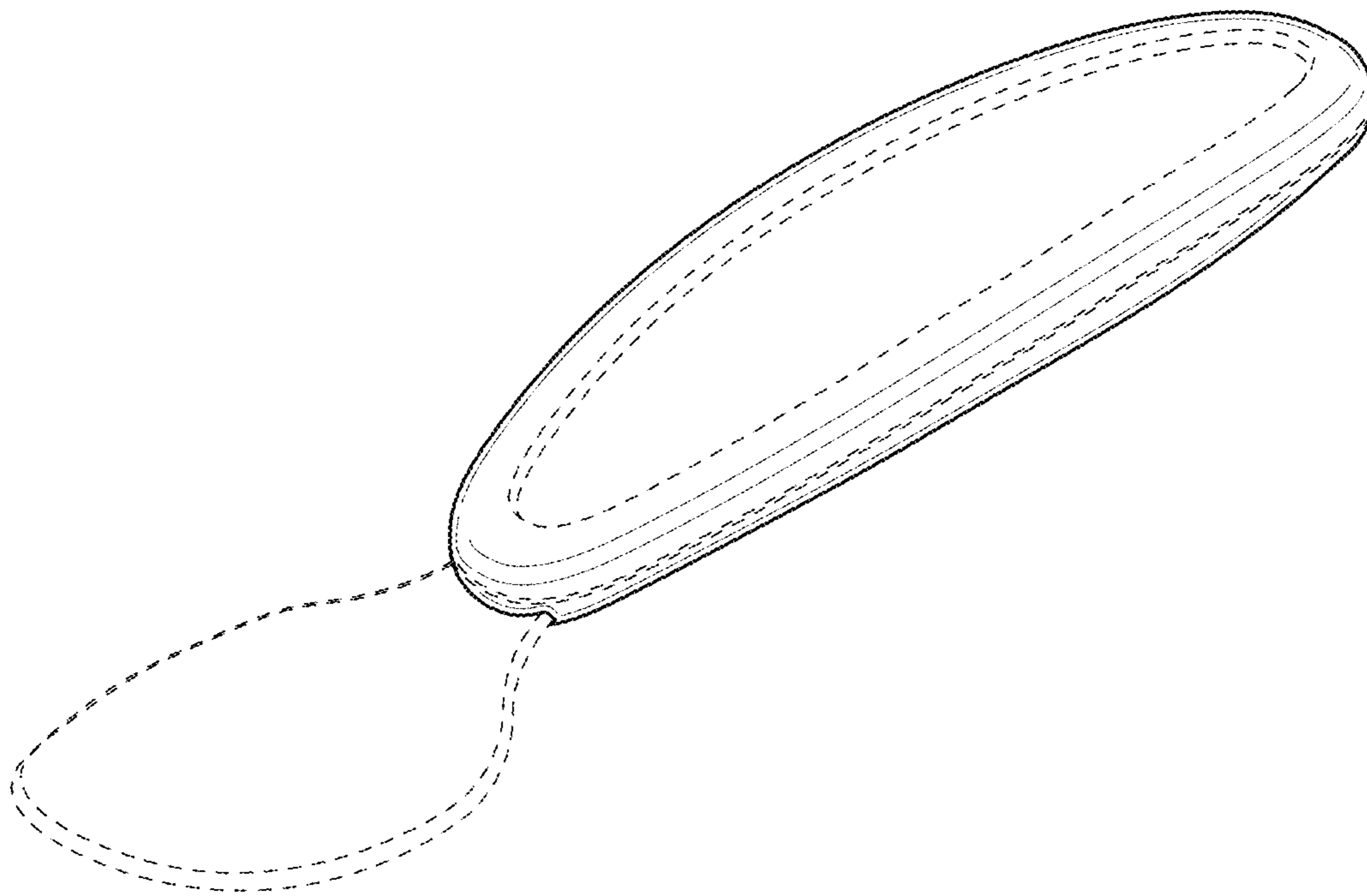


FIG. 1

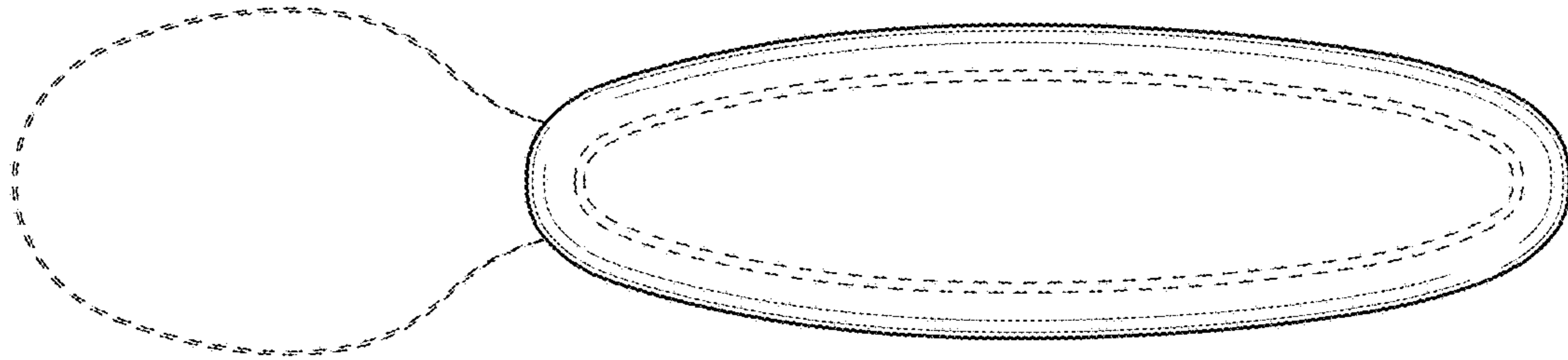


FIG. 2

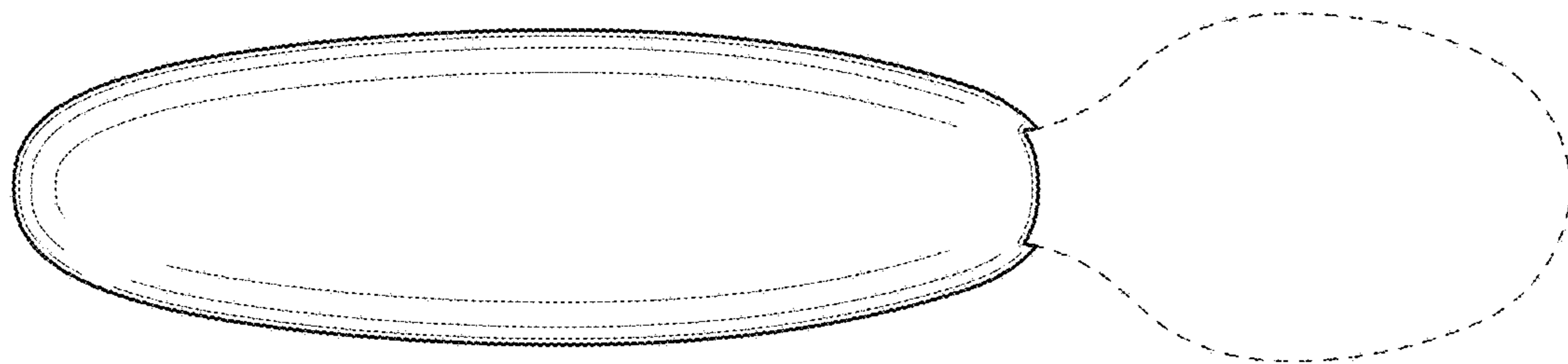


FIG. 3



FIG. 4



FIG. 5

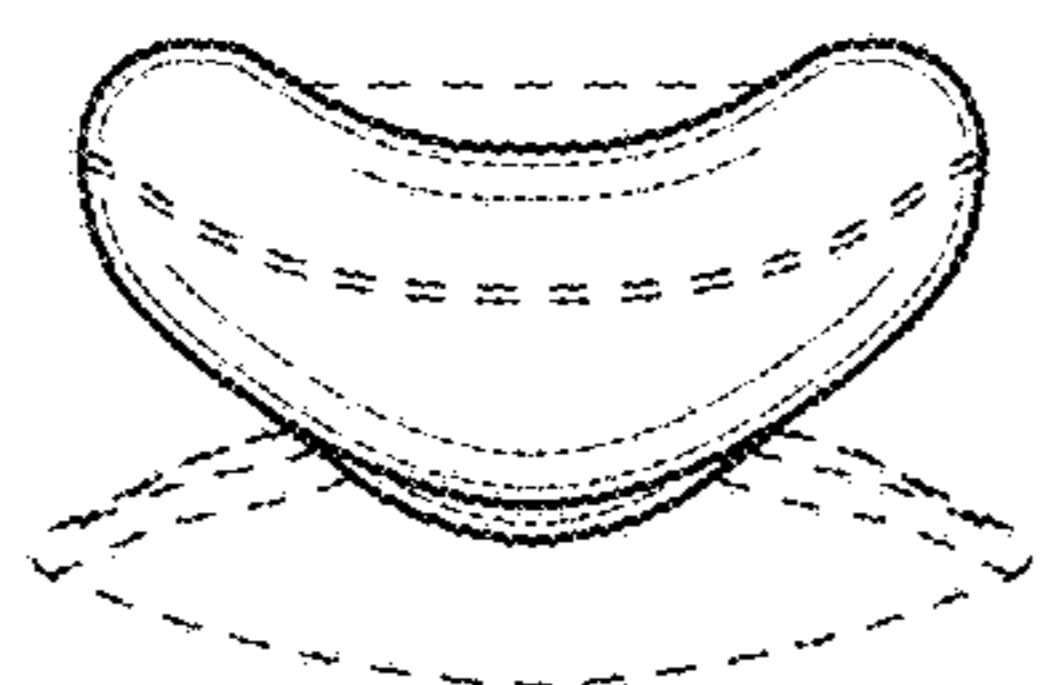


FIG. 6

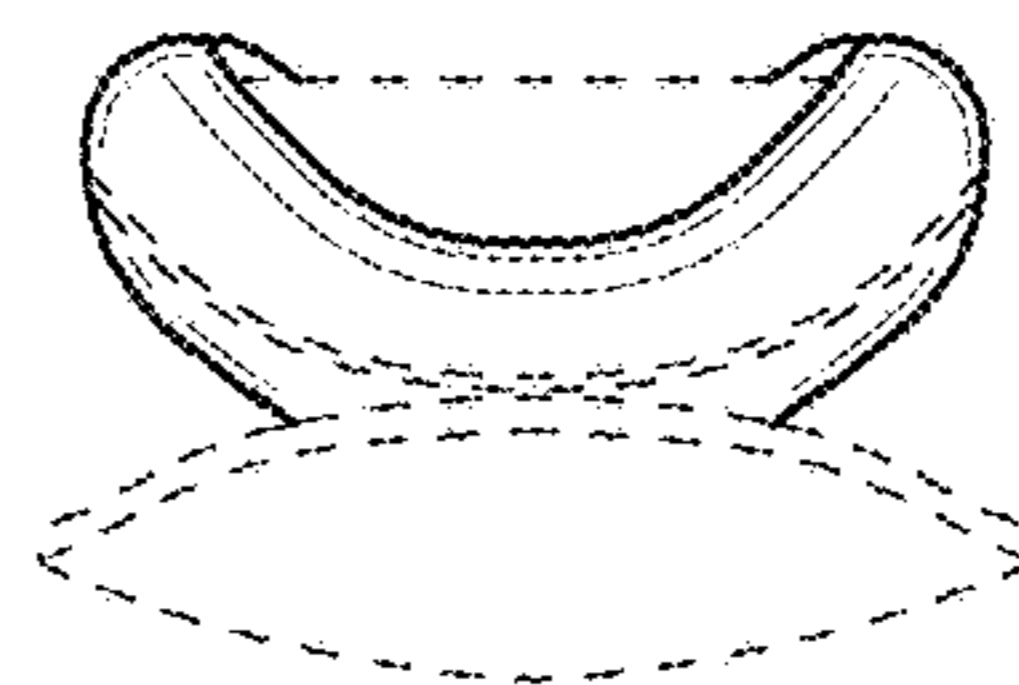


FIG. 7

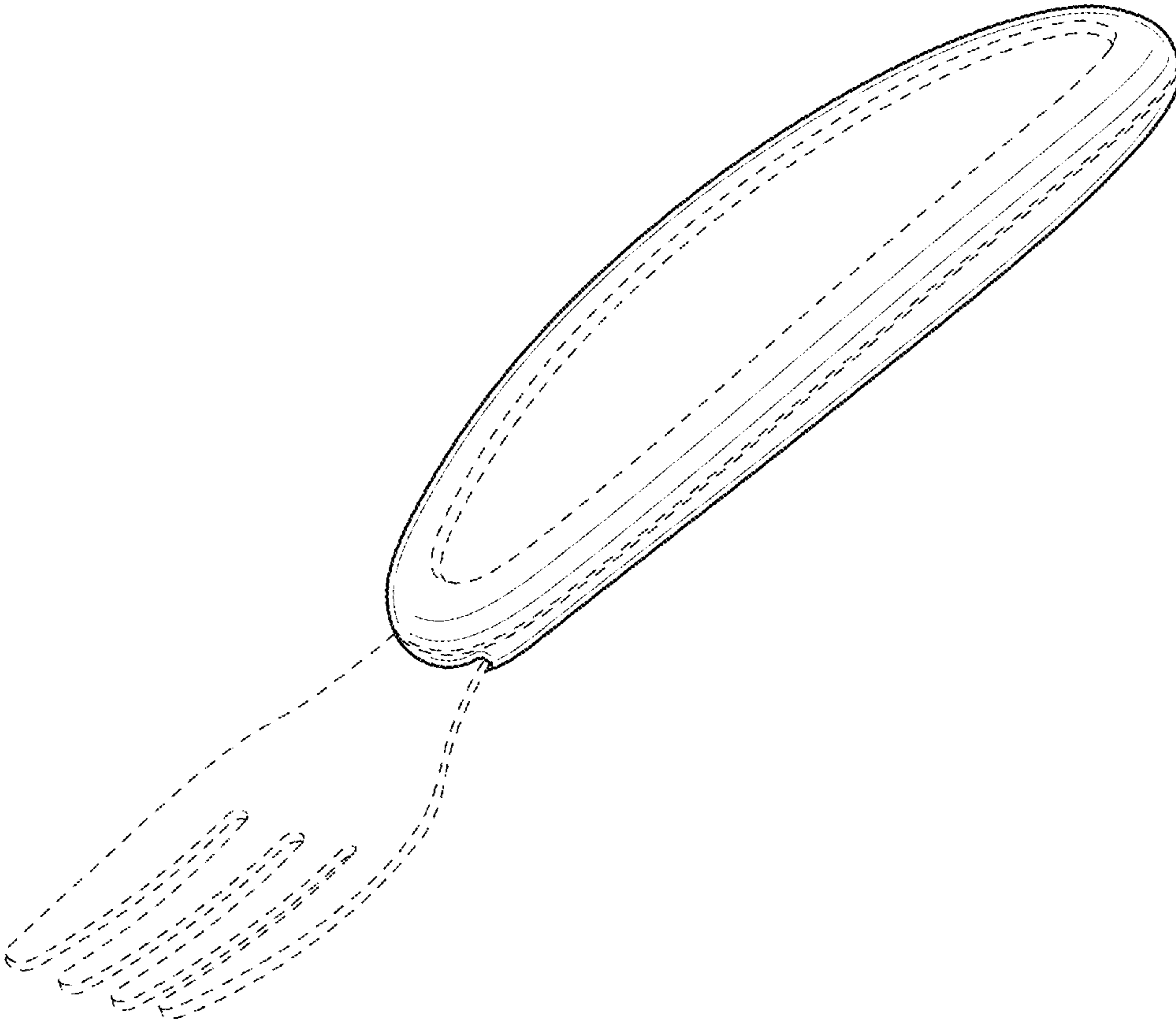


FIG. 8

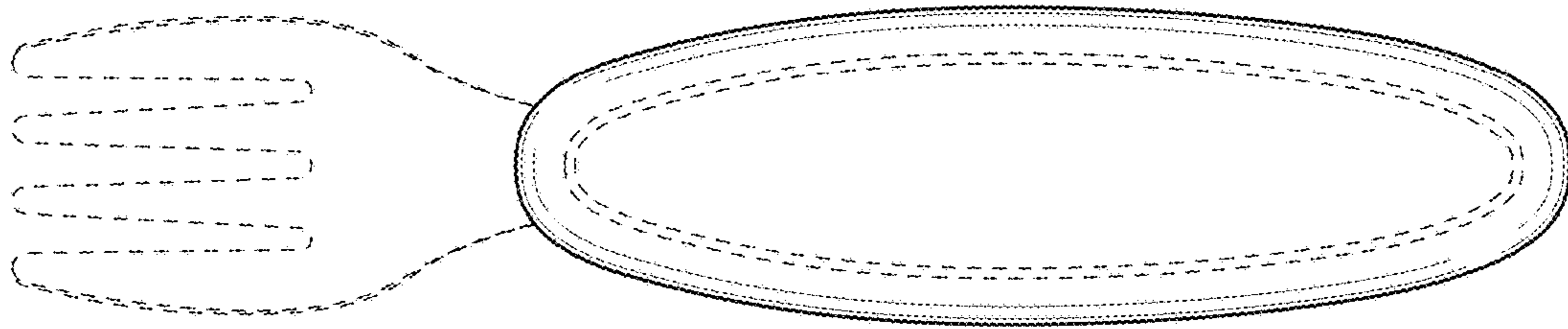


FIG. 9

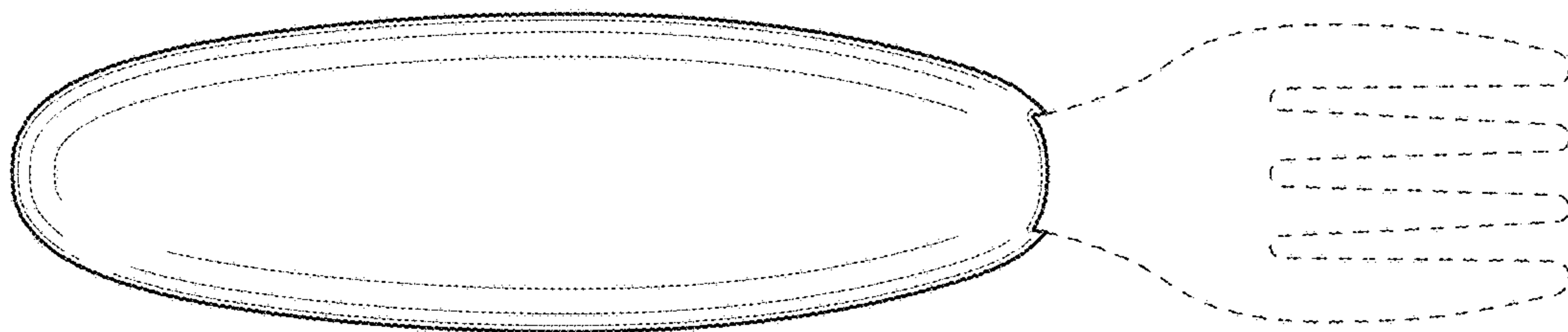


FIG. 10

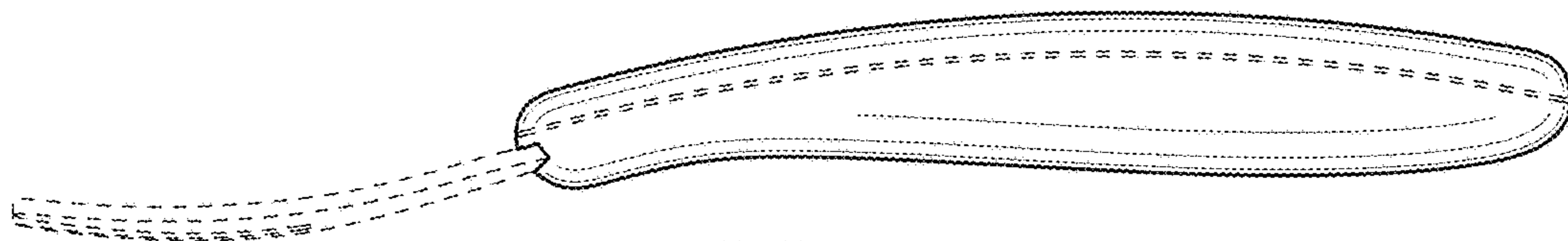


FIG. 11

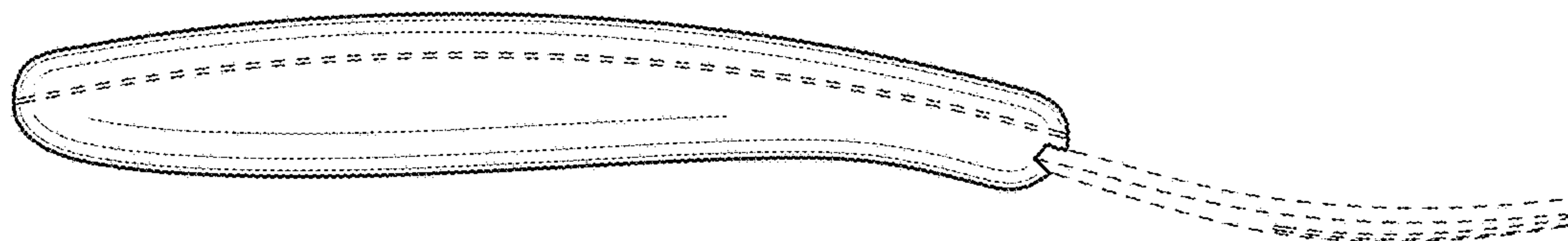


FIG. 12

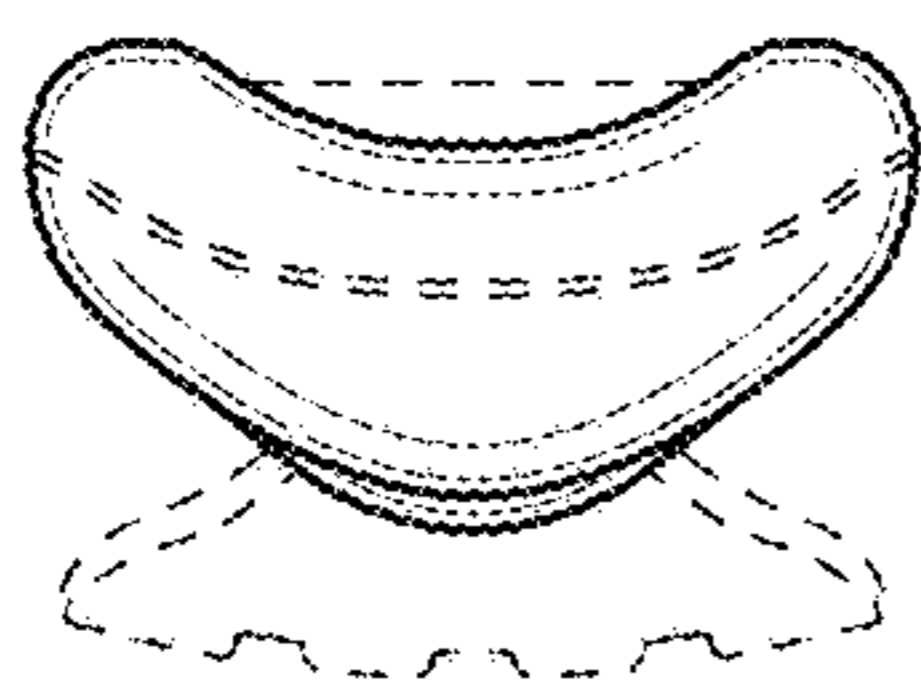


FIG. 13

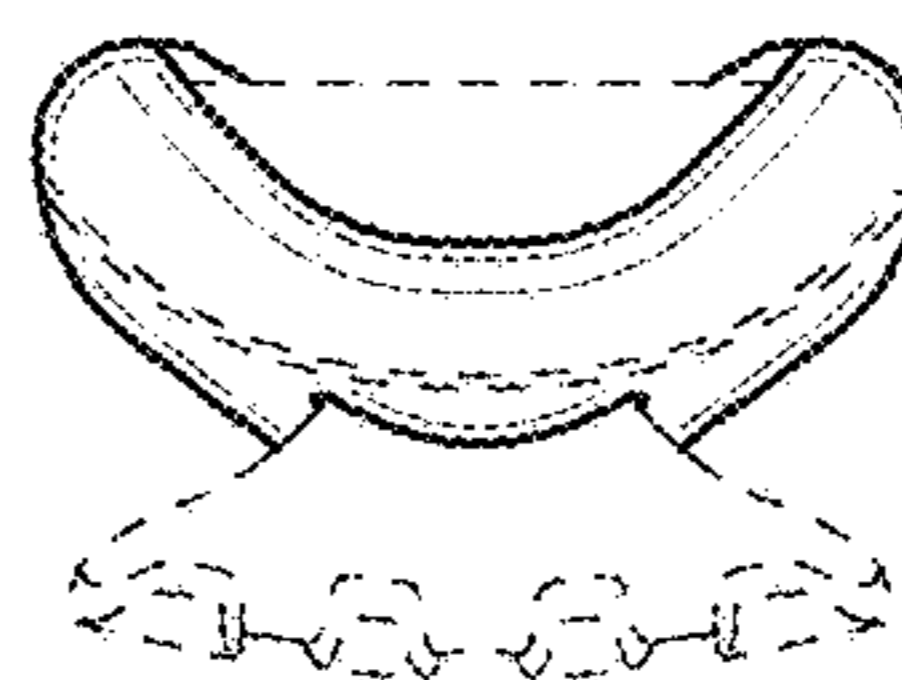


FIG. 14